A26

Prima di iniziare l'utilizzo leggere attentamente il documento ISTRUZIONI GENERALI D'IMPIEGO PER SCAMBIATORI DI CALORE

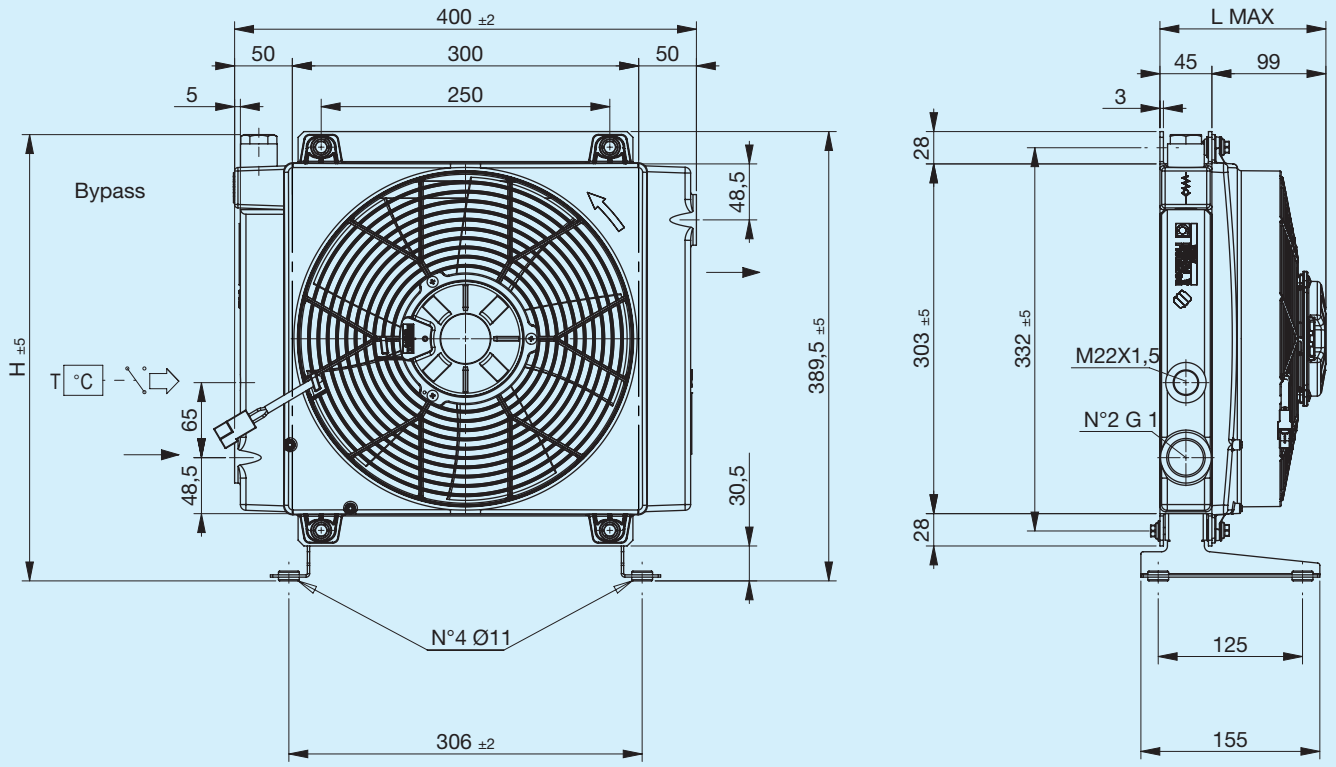

Piede di supporto non incluso (vedi Accessori)

Codice	Descrizione	Ventola mm	Portata aria m³/h	Tensione V	Corrente A	L Max mm	H mm	Massa Kg	Capacità l
FR633133105	**A26 1EAX 12V bypass T15 V.T. 3 bar 60°C**	280	2350	12	15	160	388	7.8	2.3
FR633133106	**A26 1ESX 12V bypass T15 V.T. 3 bar 60°C**	280	2350	12	15	160	388	7.8	2.3
FR633131005	**A26 1EAX 12V bypass T15 VNR 4.5 bar**	280	2350	12	15	160	372	7.8	2.3
FR633131006	**A26 1ESX 12V bypass T15 VNR 4.5 bar**	280	2350	12	15	160	372	7.8	2.3
FR633133115	**A26 1EAX 24V bypass T15 V.T. 3 bar 60°C**	280	2500	24	7	160	388	7.8	2.3
FR633133116	**A26 1ESX 24V bypass T15 V.T. 3 bar 60°C**	280	2500	24	7	160	388	7.8	2.3
FR633131015	**A26 1EAX 24V bypass T15 VNR 4.5 bar**	280	2500	24	7	160	372	7.8	2.3
FR633131016	**A26 1ESX 24V bypass T15 VNR 4.5 bar**	280	2500	24	7	160	372	7.8	2.3
FR633130003	**A26 1EAP 12V**	280	1570	12	6.9	160	390.5	7	2.3
FR633130004	**A26 1ESP 12V**	280	1480	12	6.3	160	390.5	7	2.3
FR633130005	**A26 1EAX 12V**	280	2350	12	15	160	390.5	7.8	2.3
FR633130006	**A26 1ESX 12V**	280	2350	12	15	160	390.5	7.8	2.3
FR633130013	**A26 1EAP 24V**	280	1580	24	3.5	160	390.5	7	2.3
FR633130014	**A26 1ESP 24V**	280	1520	24	3.3	160	390.5	7	2.3
FR633130015	**A26 1EAX 24V**	280	2500	24	7	160	390.5	7.8	2.3
FR633130016	**A26 1ESX 24V**	280	2500	24	7	160	390.5	7.8	2.3

Potenza termica

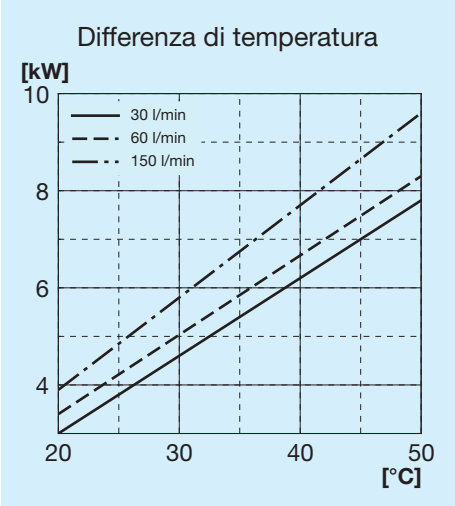

Perdita di carico passaggio radiatore

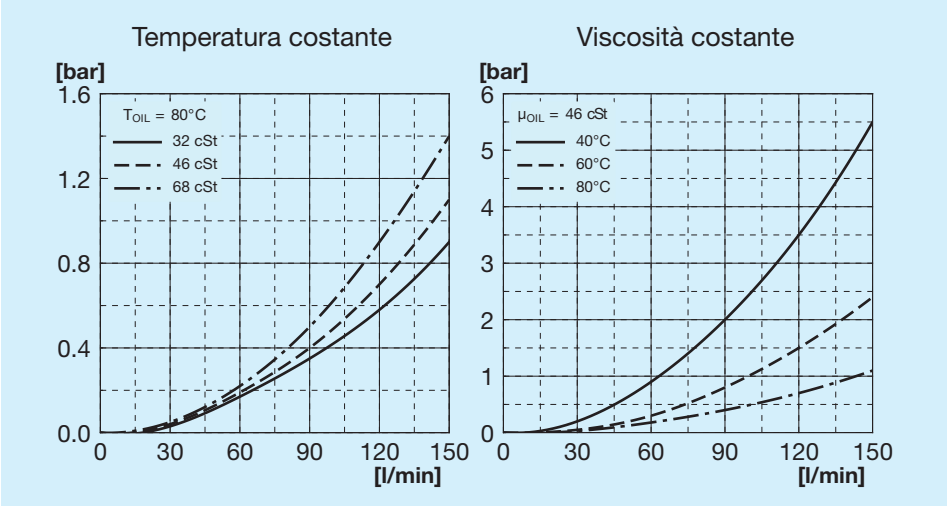

Perdita di carico passaggio bypass

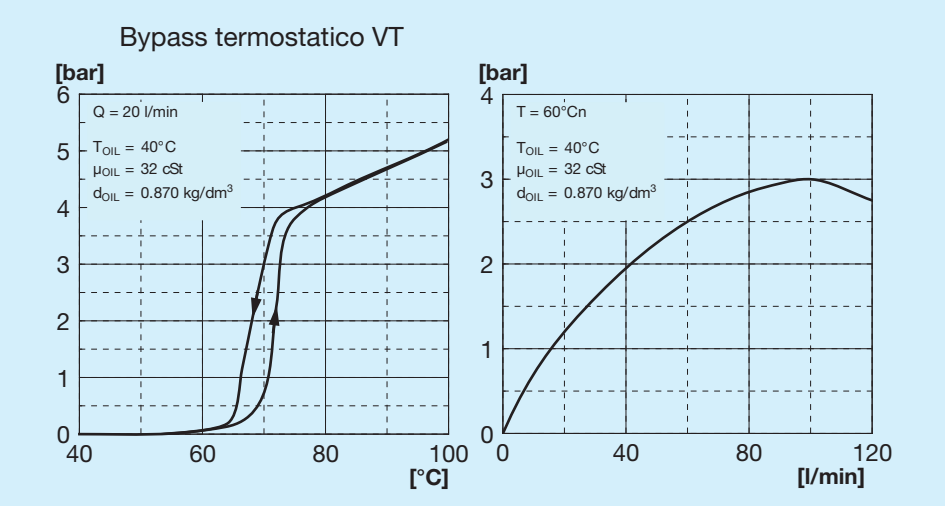

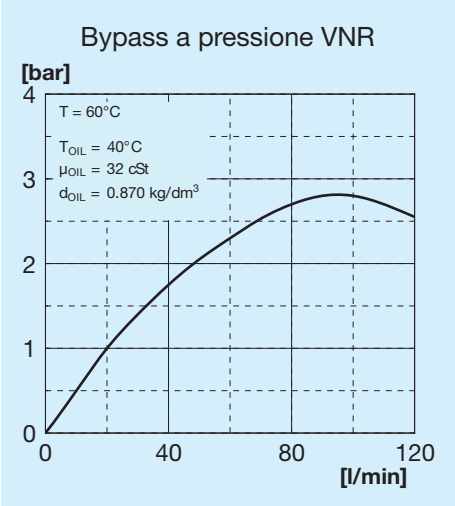

Valvole bypass

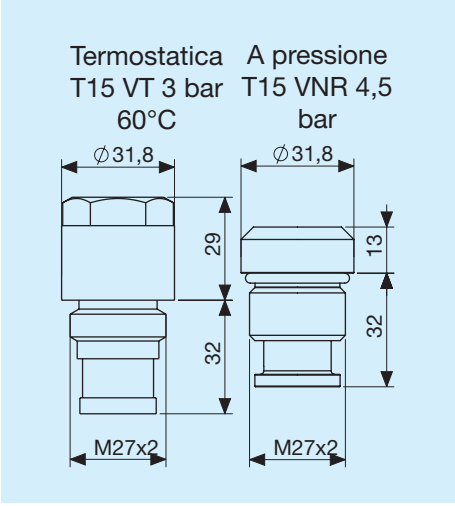

Legenda

A26	Tipo di scambiatore
1E	1 Elettroventola
A	Aspirante
S	Soffiante
AP	Aspirante potenziato
SP	Soffiante potenziato
AX	Aspirante superpotenziato
SX	Soffiante superpotenziato
12V	Tensione elettroventola
24V	Tensione elettroventola
T15 VT	Valvola bypass termostatica 3 bar 60°C

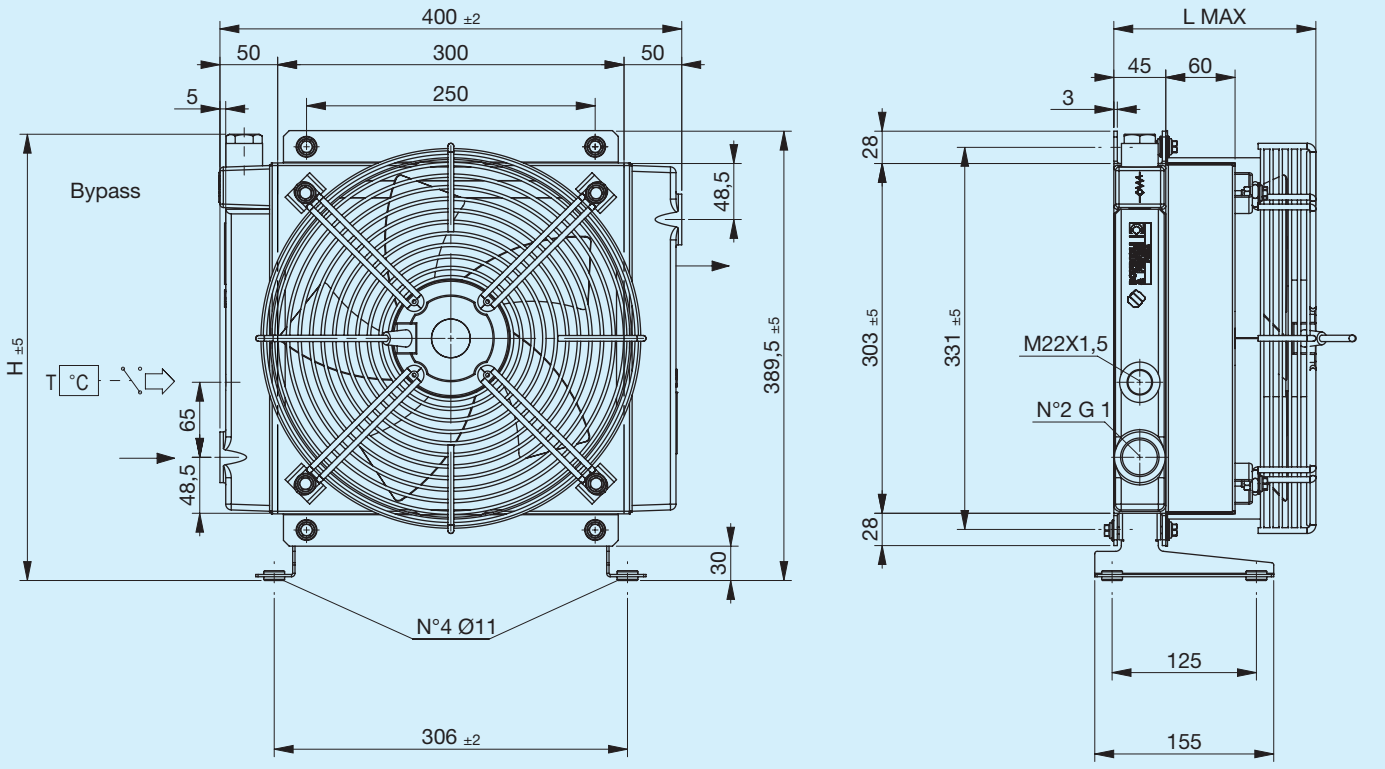

Piede di supporto non incluso (vedi Accessori)

Codice	Descrizione	Ø Ventola mm	Potenza W	Frequenza Hz	Velocità min-¹	Protezione IP	L Max mm	H mm	Massa Kg	Capacità l
FR633133131	**A26 1EA 230V bypass T15 V.T. 3 bar 60°C**	300	350	50 60	2700 3000	44	175	387	7	2.3
FR633133132	**A26 1ES 230V bypass T15 V.T. 3 bar 60°C**	300	350	50 60	2700 3000	44	175	387	7	2.3
FR633131031	**A26 1EA 230V bypass T15 VNR 4.5 bar**	300	350	50 60	2700 3000	44	175	371	7	2.3
FR633131032	**A26 1ES 230V bypass T15 VNR 4.5 bar**	300	350	50 60	2700 3000	44	175	371	7	2.3
FR633133121	**A26 1EA 400V bypass T15 V.T. 3 bar 60°C**	300	350	50 60	2600 2850	44	175	387	7	2.3
FR633133122	**A26 1ES 400V bypass T15 V.T. 3 bar 60°C**	300	350	50 60	2600 2850	44	175	387	7	2.3
FR633131021	**A26 1EA 400V bypass T15 VNR 4.5 bar**	300	350	50 60	2600 2850	44	175	371	7	2.3
FR633131022	**A26 1ES 400V bypass T15 VNR 4.5 bar**	300	350	50 60	2600 2850	44	175	371	7	2.3
FR633130031	**A26 1EA 230V**	300	350	50 60	2700 3000	44	175	390.5	7	2.3
FR633130032	**A26 1ES 230V**	300	350	50 60	2700 3000	44	175	390.5	7	2.3
FR633130021	**A26 1EA 400V**	300	350	50 60	2600 2850	44	175	390.5	7	2.3
FR633130022	**A26 1ES 400V**	300	350	50 60	2600 2850	44	175	390.5	7	2.3

Potenza termica

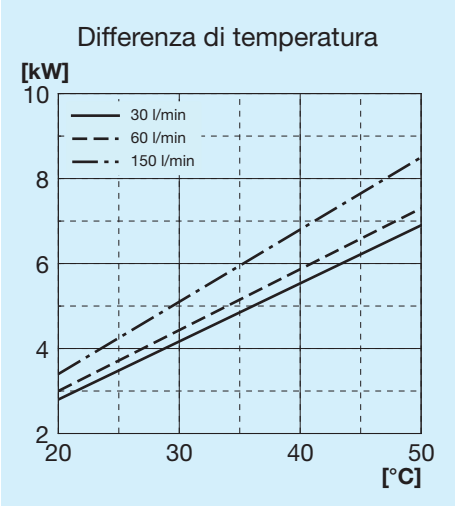

Perdita di carico passaggio radiatore

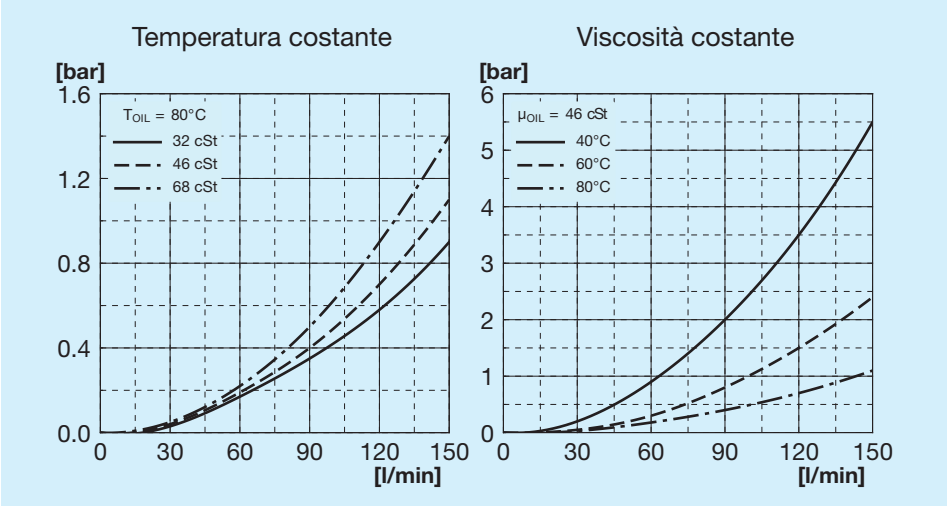

Perdita di carico passaggio bypass

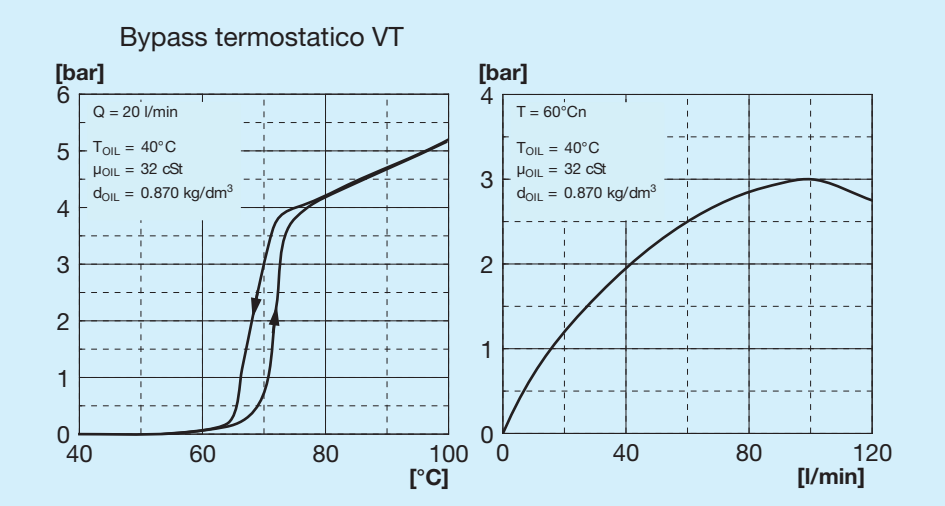

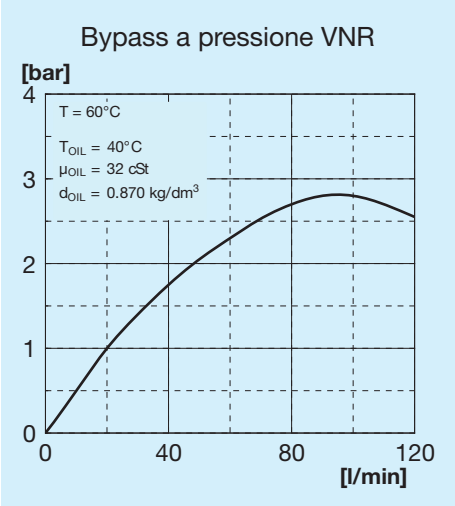

Valvole bypass

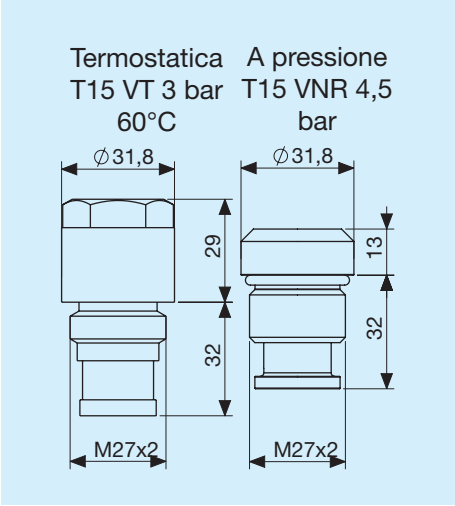

Legenda

A26	Tipo di scambiatore
1E	1 Elettroventola
A	Aspirante
S	Soffiante
230V	Tensione elettroventola
400V	Tensione elettroventola
T15 VT	Valvola bypass termostatica 3 bar 60°C
T15 VNR	Valvola bypass a pressione 4,5 bar

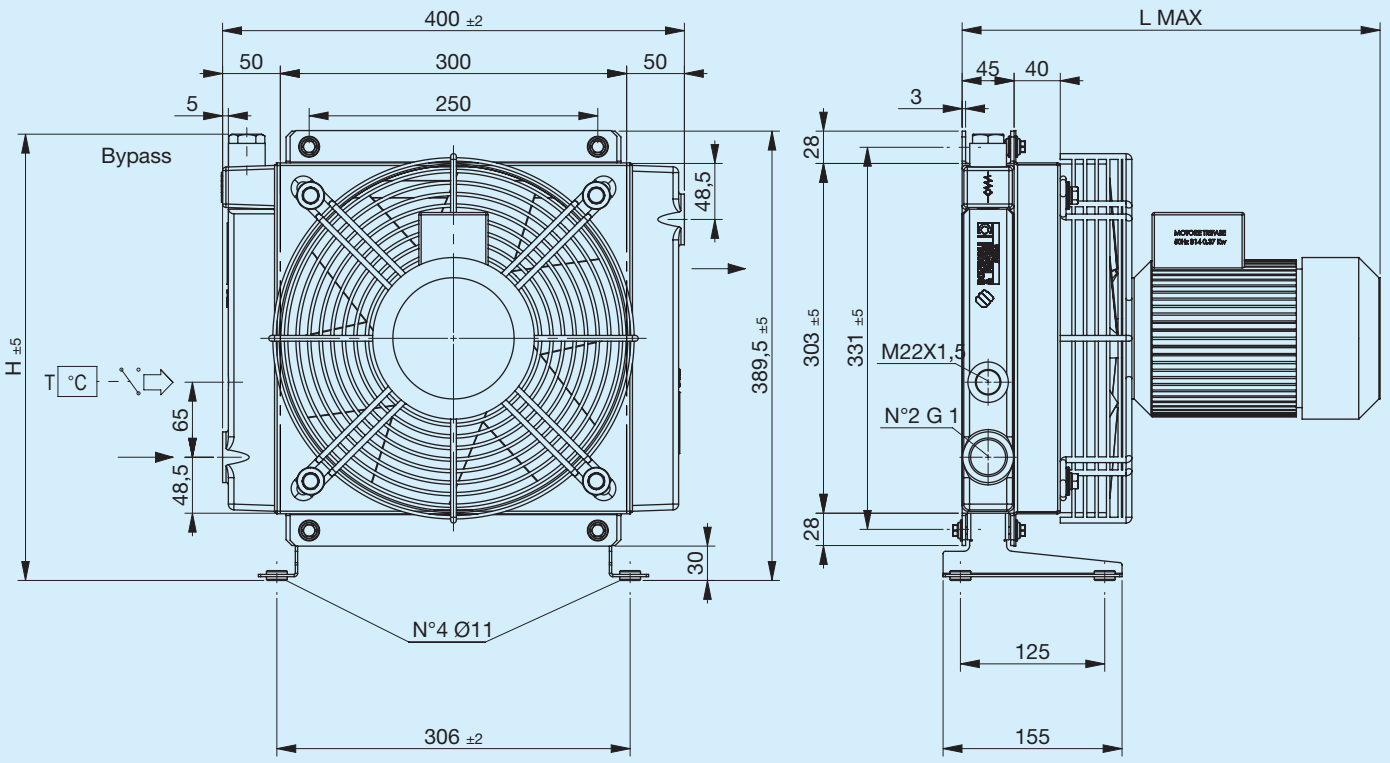

Piede di supporto non incluso (vedi Accessori)

Codice	Descrizione	Ventola mm	Potenza W	Frequenza Hz	Velocità min-¹	Protezione IP	L Max mm	H mm	Massa Kg	Capacità l
FR633133141	**A26 1EA 220V-B14 bypass T15 V.T. 3 bar 60°C**	290	370	50	2790	65	362	387	11.5	2.3
FR633131041	**A26 1EA 220V-B14 bypass T15 VNR 4.5 bar**	290	370	50	2790	65	362	371	11.5	2.3
FR633133151	**A26 1EA 380V-B14 bypass T15 V.T. 3 bar 60°C**	290	370	50	2790	65	362	387	11.5	2.3
FR633133152	**A26 1ES 380V-B14 bypass T15 V.T. 3 bar 60°C**	290	370	50	2790	65	362	387	11.5	2.3
FR633131051	**A26 1EA 380V-B14 bypass T15 VNR 4.5 bar**	290	370	50	2790	65	362	371	11.5	2.3
FR633131052	**A26 1ES 380V-B14 bypass T15 VNR 4.5 bar**	290	370	50	2790	65	362	371	11.5	2.3
FR633130041	**A26 1EA 220V-B14**	290	370	50	2790	65	362	390.5	11.5	2.3
FR633130042	**A26 1ES 220V-B14**	290	370	50	2790	65	362	390.5	11.5	2.3
FR633130051	**A26 1EA 380V-B14**	290	370	50	2790	65	362	390.5	11.5	2.3
FR633130052	**A26 1ES 380V-B14**	290	370	50	2790	65	362	390.5	11.5	2.3

Potenza termica

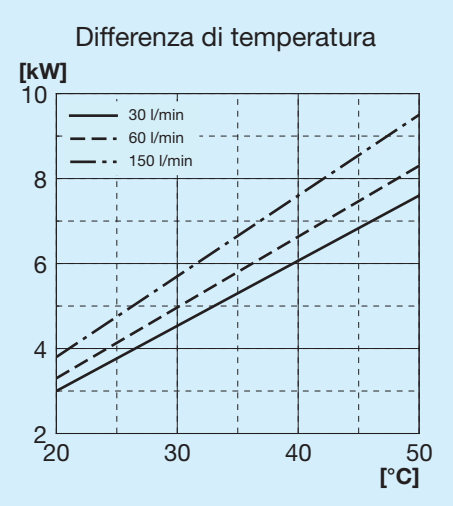

Perdita di carico passaggio radiatore

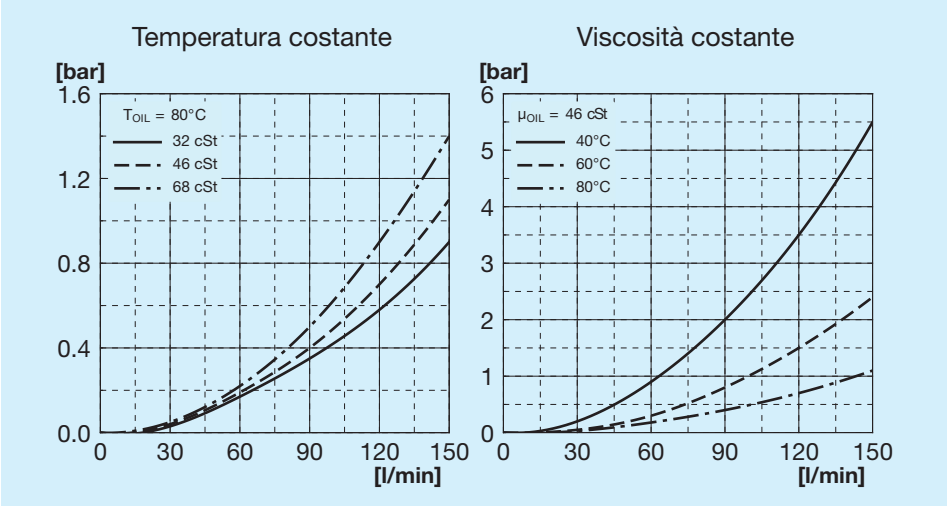

Perdita di carico passaggio bypass

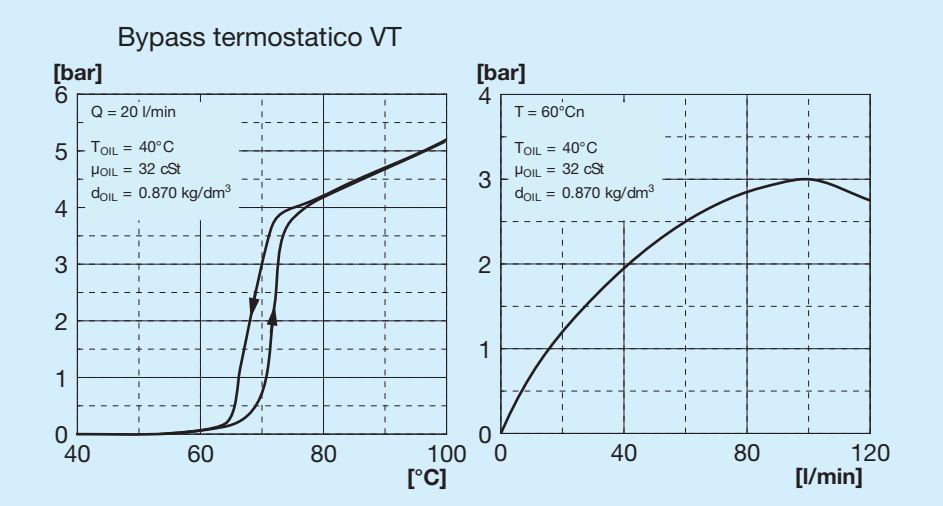

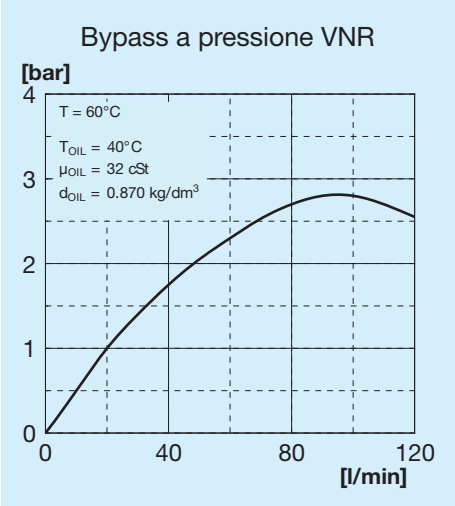

Valvole bypass

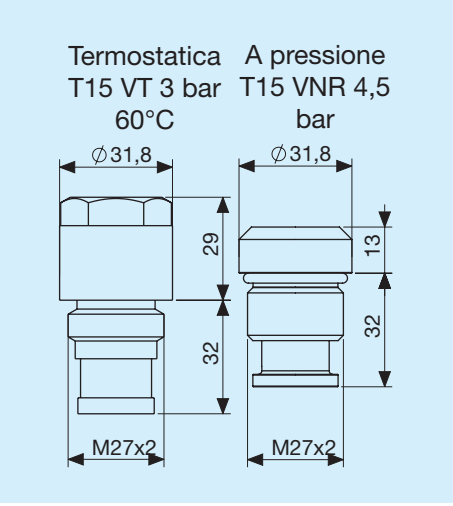

Legenda

A26	Tipo di scambiatore
1E	1 Elettroventola
A	Aspirante
S	Soffiante
230V B14	Tensione elettroventola
400V B14	Tensione elettroventola
T15 VT	Valvola bypass termostatica 3 bar 60°C
T15 VNR	Valvola bypass a pressione 4,5 bar

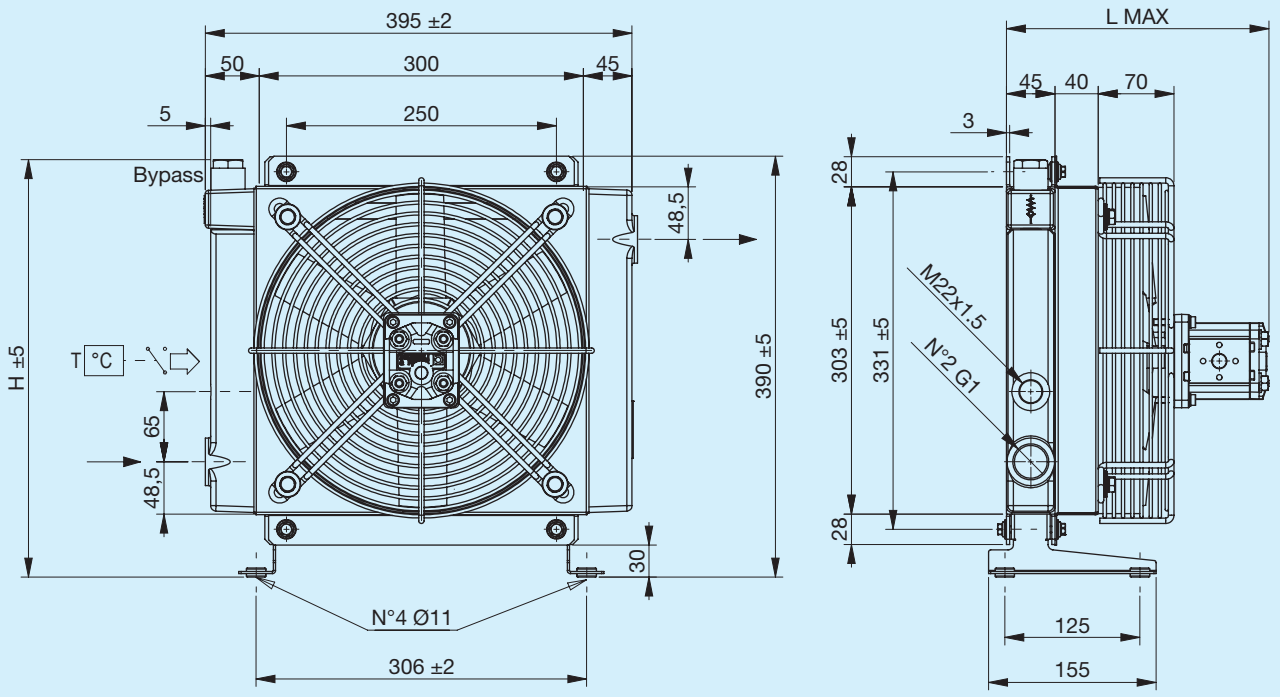

Piede di supporto non incluso (vedi Accessori)

Codice	Descrizione	Ø Ventola mm	Cilindrata motore cm3/h	L Max mm	H mm	Massa Kg	Capacità l
FR634133113	**A26 IA MOT.IDR. GR1 bypass T15 V.T. 3 bar 60°C**	290	6	243	387	10	2.3
FR634133114	**A26 IS MOT.IDR. GR1 bypass T15 V.T. 3 bar 60°C**	290	6	243	387	10	2.3
FR634131013	**A26 IA MOT.IDR. GR1 bypass T15 VNR 4.5 bar**	290	6	243	371	10	2.3
FR634131014	**A26 IS MOT.IDR. GR1 bypass T15 VNR 4.5 bar**	290	6	243	371	10	2.3
FR634130013	**A26 IA MOT.IDR. GR1**	290	6	243	390.5	10	2.3
FR634130014	**A26 IS MOT.IDR. GR1**	290	6	243	390.5	10	2.3

Potenza termica

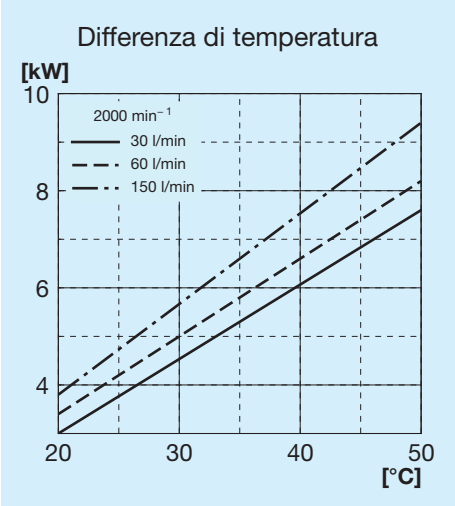

Perdita di carico passaggio radiatore

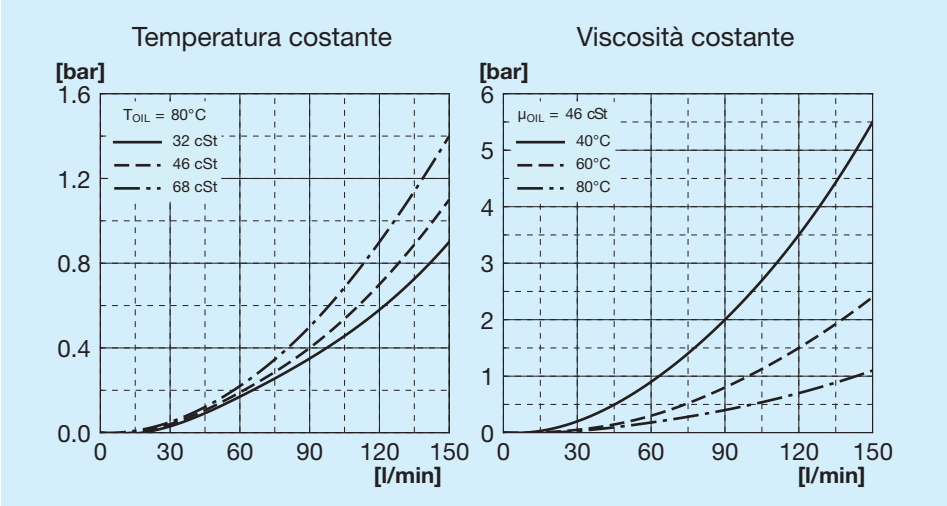

Perdita di carico passaggio bypass

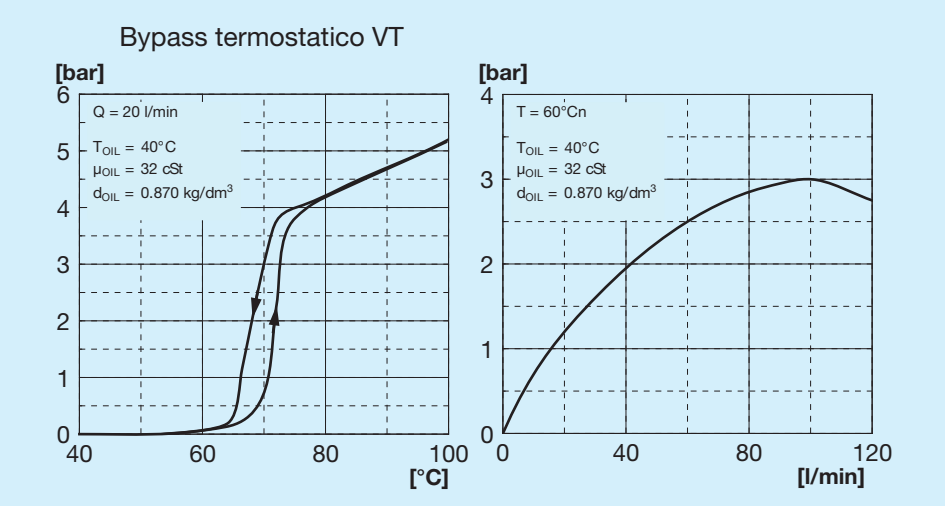

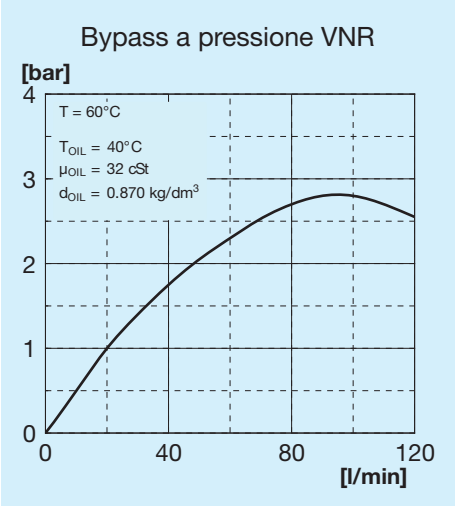

Valvole bypass

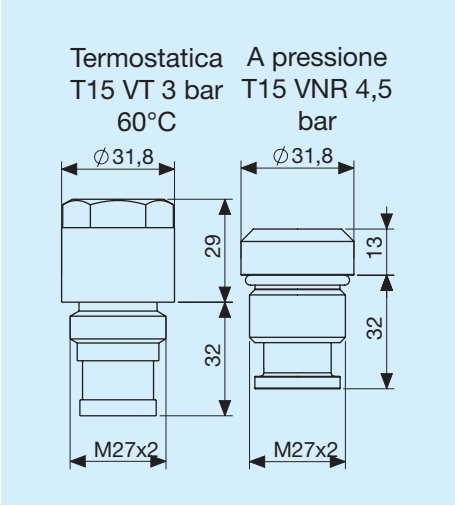

Legenda

A26	Tipo di scambiatore
IA	Idraulico Aspirante
IS	Idraulico Soffiante
PRED.	Con supporto motore
MOT. IDR.	Con motore a supporto integrato
GR1	Gruppo 1
GR2	Gruppo 2
T15 VT	Valvola bypass termostatica 3 bar 60°
T15 VNR	Valvola bypass a pressione 4,5 bar

Piede di supporto sinistro

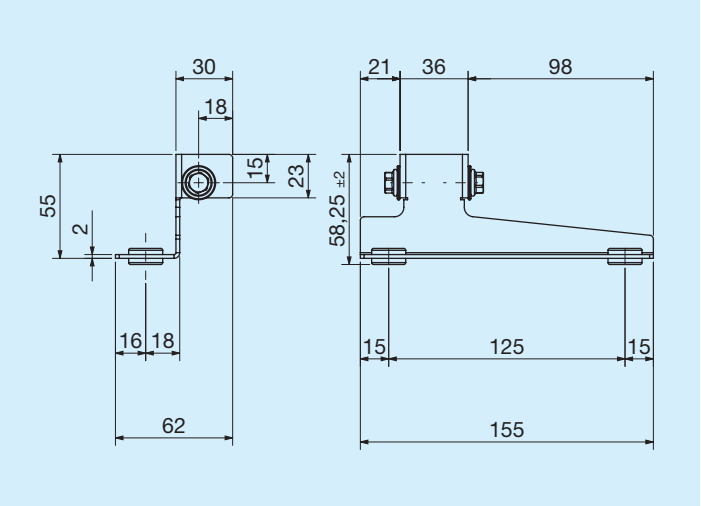

	Codice
Linkseitiger Stützfuß	FR290000019R

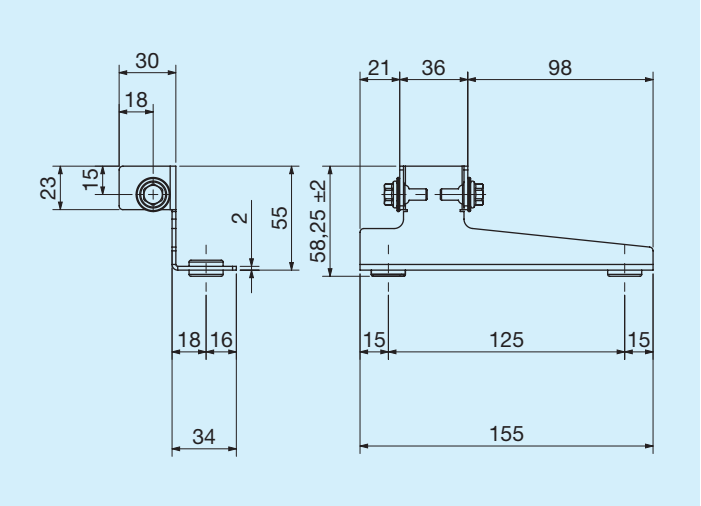

	Codice
Rechtsseitiger Stützfuß	FR290000020R

Termostati

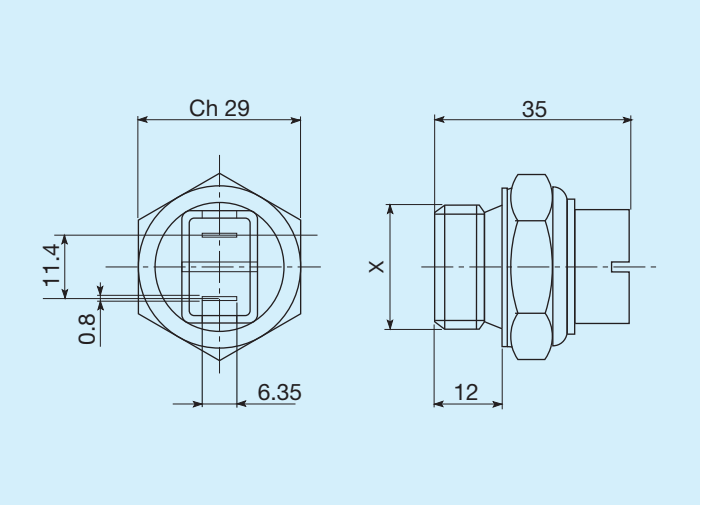

Temperature di intervento C°	Filettatura	Codice
45 - 35	M22 x 1,5	FR361104535R
60 - 50	M22 x 1,5	FR361106050R
80 - 70	M22 x 1,5	FR361108070R
82 - 68	M22 x 1,5	FR361108268R
85 - 76	M22 x 1,5	FR361108576R

Termostati protetti IP54

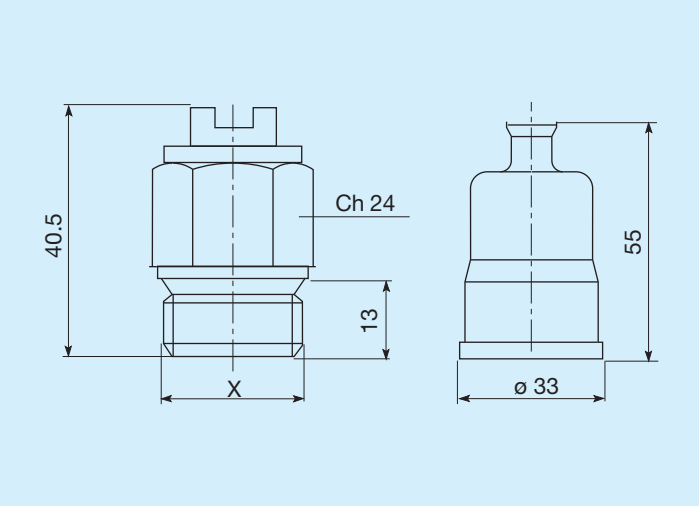

Temperature di intervento C°	Filettatura	Codice
45 - 35	M22 x 1,5	FR361124535R
50 - 40	M22 x 1,5	FR361125040R
60 - 50	M22 x 1,5	FR361126050R
70 - 60	M22 x 1,5	FR361127060R
80 -70	M22 x 1,5	FR361128070R

Termostati protetti IP65

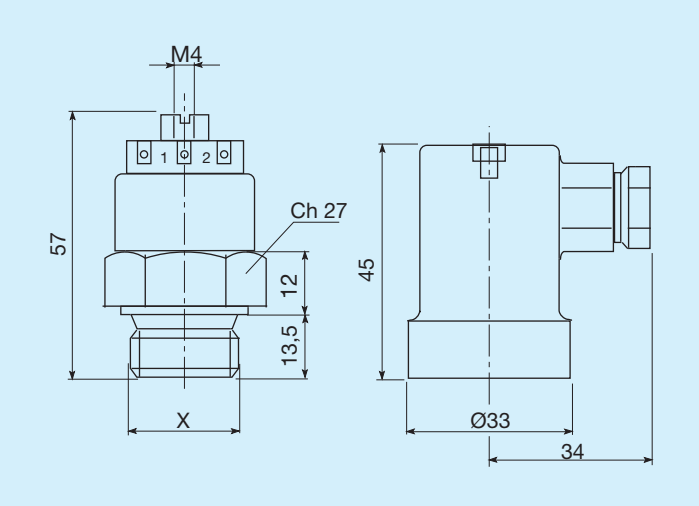

Temperature di intervento C°	Filettatura	Codice
45 - 35	M22 x 1,5	FR361154535R
47 - 36	M22 x 1,5	FR361155040R
60 - 50	M22 x 1,5	FR361176050R
80 - 70	M22 x 1,5	FR361158070R