A31

Antes de usar, leer atentamente el documento INSTRUCCIONES GENERALES DE USO DE LOS INTERCAMBIADORES DE CALOR.

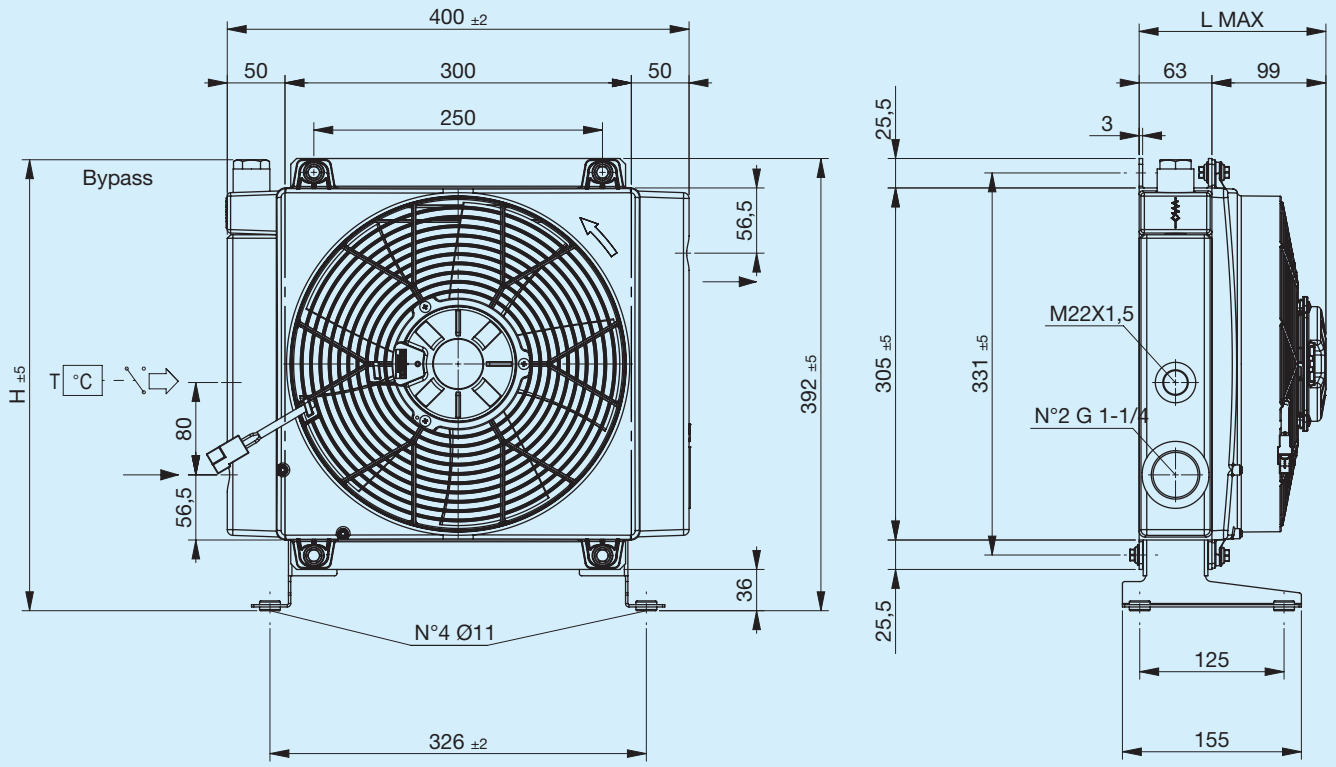

Pie de soporte no incluido (ver Accesorios)

Código	Descripción	ΦVentilador mm	Caudal de aire m³/h	Tensión V	Intensidad A	L Máx. mm	H mm	Masa Kg	Capacidad l
FR633173105	**A31 1EAX 12V bypass T15 V.T. 3 bar 60 °C**	280	2350	12	15	200	391	10.5	3.2
FR633173106	**A31 1ESX 12V bypass T15 V.T. 3 bar 60 °C**	280	2350	12	15	200	391	10.5	3.2
FR633171005	**A31 1EAX 12V bypass T15 VNR 4,5 bar**	280	2350	12	15	200	375	10.5	3.2
FR633171006	**A31 1ESX 12V bypass T15 VNR 4,5 bar**	280	2350	12	15	200	375	10.5	3.2
FR633173115	**A31 1EAX 24V bypass T15 V.T. 3 bar 60 °C**	280	2500	24	7	200	391	10.5	3.2
FR633173116	**A31 1ESX 24V bypass T15 V.T. 3 bar 60 °C**	280	2500	24	7	200	391	10.5	3.2
FR633171015	**A31 1EAX 24V bypass T15 VNR 4,5 bar**	280	2500	24	7	200	375	10.5	3.2
FR633171016	**A31 1ESX 24V bypass T15 VNR 4,5 bar**	280	2500	24	7	200	375	10.5	3.2
FR633170003	**A31 1EAP 12V**	280	1570	12	6.9	155	394.5	9.7	3.2
FR633170004	**A31 1ESP 12V**	280	1480	12	6.3	155	394.5	9.7	3.2
FR633170005	**A31 1EAX 12V**	280	2350	12	15	200	394.5	10.5	3.2
FR633170006	**A31 1ESX 12V**	280	2350	12	15	200	394.5	10.5	3.2
FR633170013	**A31 1EAP 24V**	280	1580	24	3.5	155	394.5	9.7	3.2
FR633170014	**A31 1ESP 24V**	280	1520	24	3.3	155	394.5	9.7	3.2
FR633170015	**A31 1EAX 24V**	280	2500	24	7	200	394.5	10.5	3.2
FR633170016	**A31 1ESX 24V**	280	2500	24	7	200	394.5	10.5	3.2

Curvas características

Potencia térmica

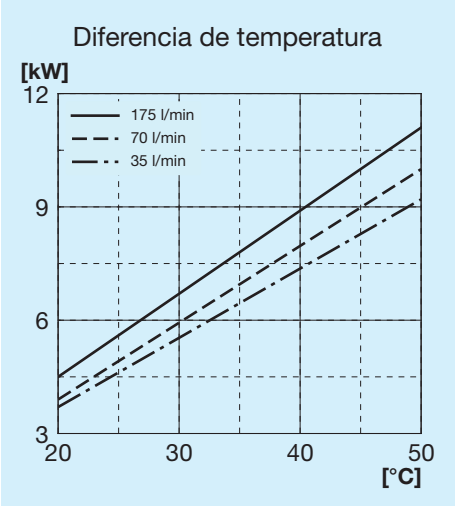

Pérdida de carga paso radiador

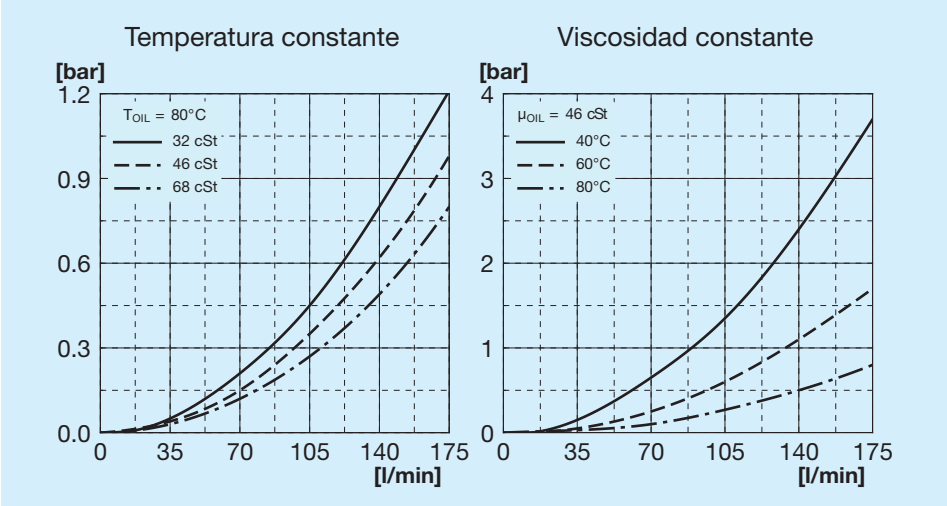

Pérdida de carga paso bypass

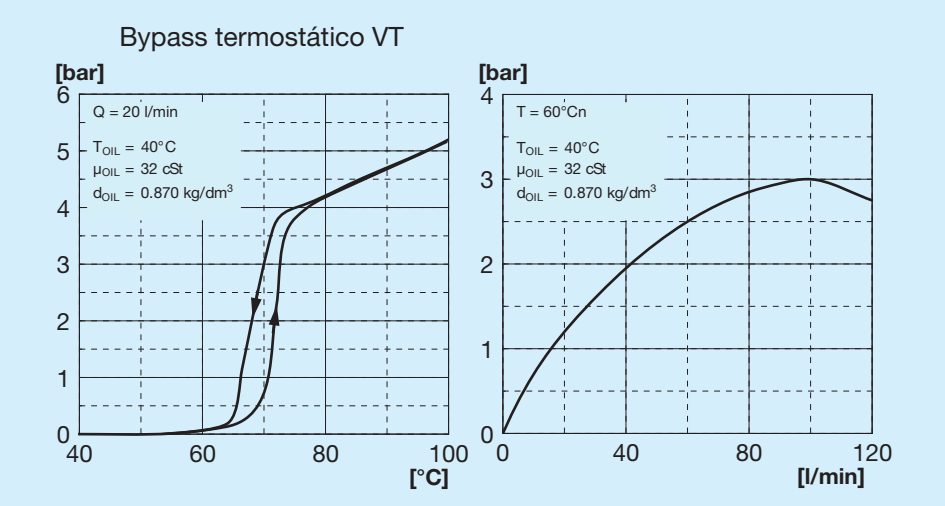

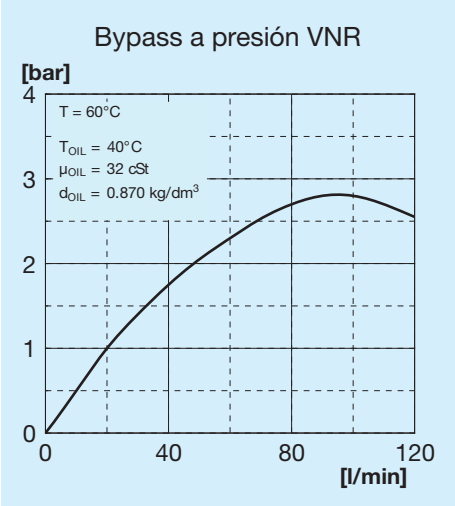

Válvulas de bypass

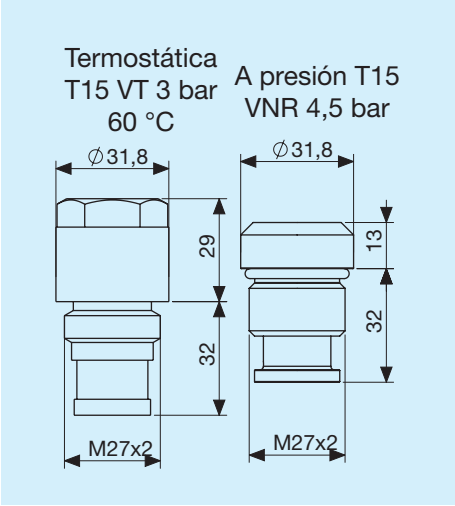

Leyenda

A31	Tipo de intercambiador
1E	1 Electroventilador
A	Aspirante
S	Soplante
AP	Aspirante potenciado
SP	Soplante potenciado
AX	Aspirante superpotenciado
SX	Soplante superpotenciado
12V	Tensión electroventilador
24V	Tensión electroventilador
T15 VT	Válvula bypass termostática 3 bar 60 °C
T15 VNR	Válvula bypass a presión 4,5 bar

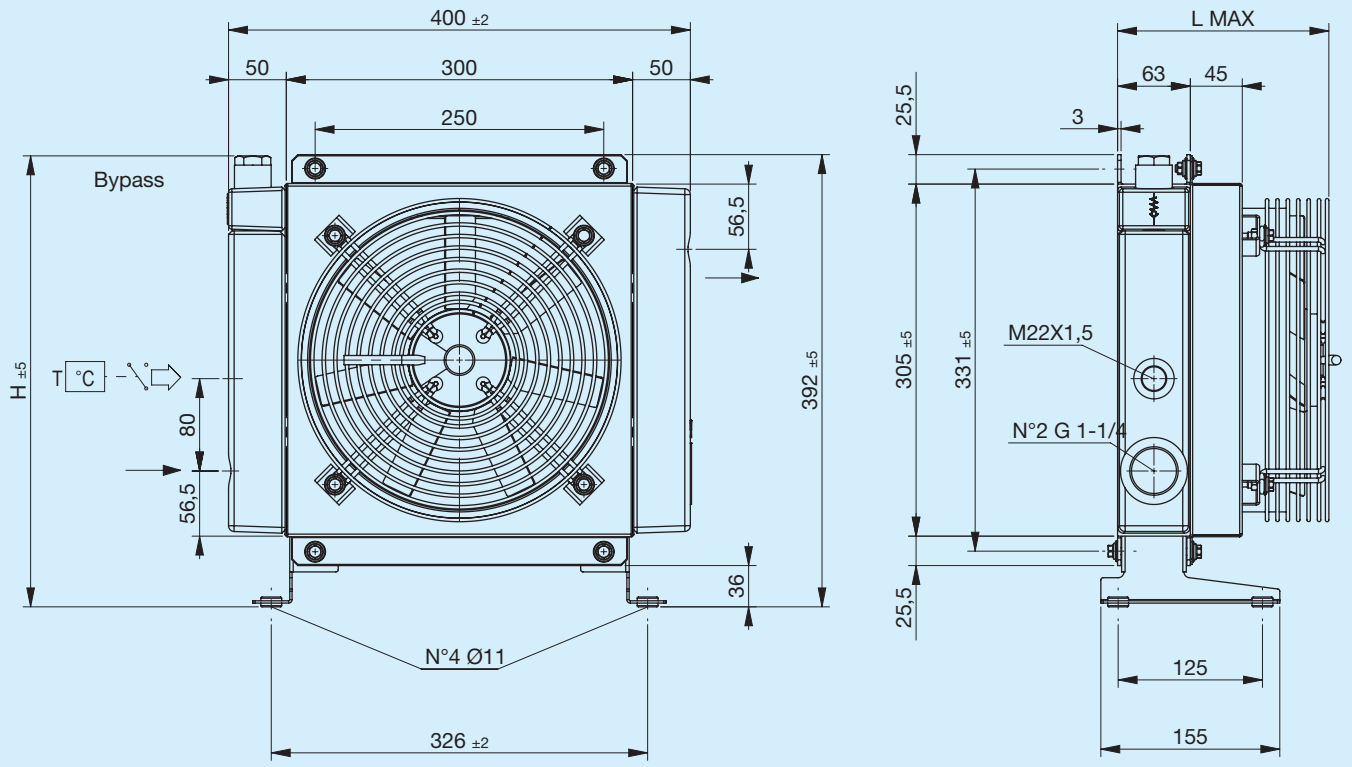

Pie de soporte no incluido (ver Accesorios)

Código	Descripción	ΦVentilador mm	Potencia W	Frecuencia Hz	Velocidad min-¹	Protección IP	L Máx. mm	H mm	Masa Kg	Capacidad l
FR633173131	**A31 1EA 230V bypass T15 V.T. 3 bar 60 °C**	250	160	50 60	2500 2600	44	183	391	10	3.2
FR633173132	**A31 1ES 230V bypass T15 V.T. 3 bar 60 °C**	250	160	50 60	2500 2600	44	183	391	10	3.2
FR633171031	**A31 1EA 230V bypass T15 VNR 4,5 bar**	250	160	50 60	2500 2600	44	183	375	10	3.2
FR633171032	**A31 1ES 230V bypass T15 VNR 4,5 bar**	250	160	50 60	2500 2600	44	183	375	10	3.2
FR633173121	**A31 1EA 400V bypass T15 V.T. 3 bar 60 °C**	250	160	50 60	2450 2550	44	183	391	10	3.2
FR633173122	**A31 1ES 400V bypass T15 V.T. 3 bar 60 °C**	250	160	50 60	2450 2550	44	183	391	10	3.2
FR633171021	**A31 1EA 400V bypass T15 VNR 4,5 bar**	250	160	50 60	2450 2550	44	183	375	10	3.2
FR633171022	**A31 1ES 400V bypass T15 VNR 4,5 bar**	250	160	50 60	2450 2550	44	183	375	10	3.2
FR633170031	**A31 1EA 230V**	250	160	50 60	2500 2600	44	183	394.5	10	3.2
FR633170032	**A31 1ES 230V**	250	160	50 60	2500 2600	44	183	394.5	10	3.2
FR633170021	**A31 1EA 400V**	250	160	50 60	2450 2550	44	183	394.5	10	3.2
FR633170022	**A31 1ES 400V**	250	160	50 60	2450 2550	44	183	394.5	10	3.2

Potencia térmica

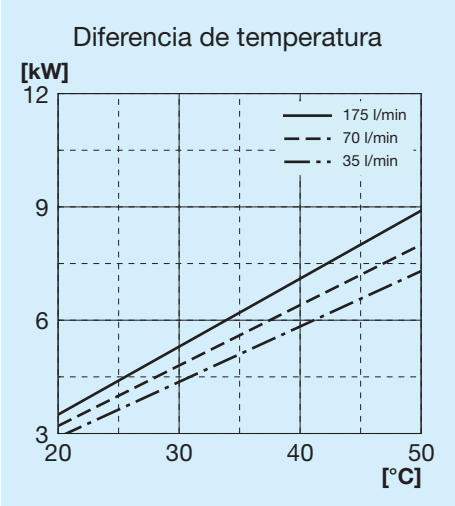

Pérdida de carga paso radiador

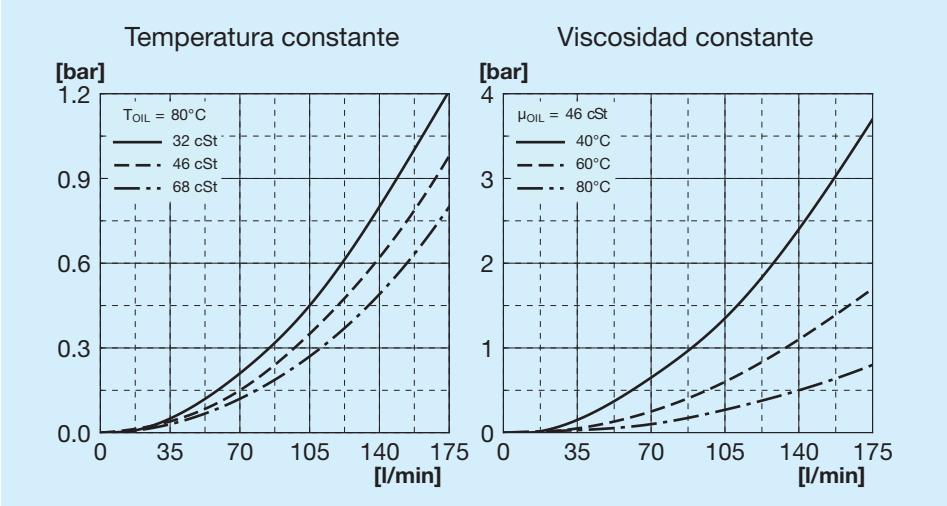

Pérdida de carga paso bypass

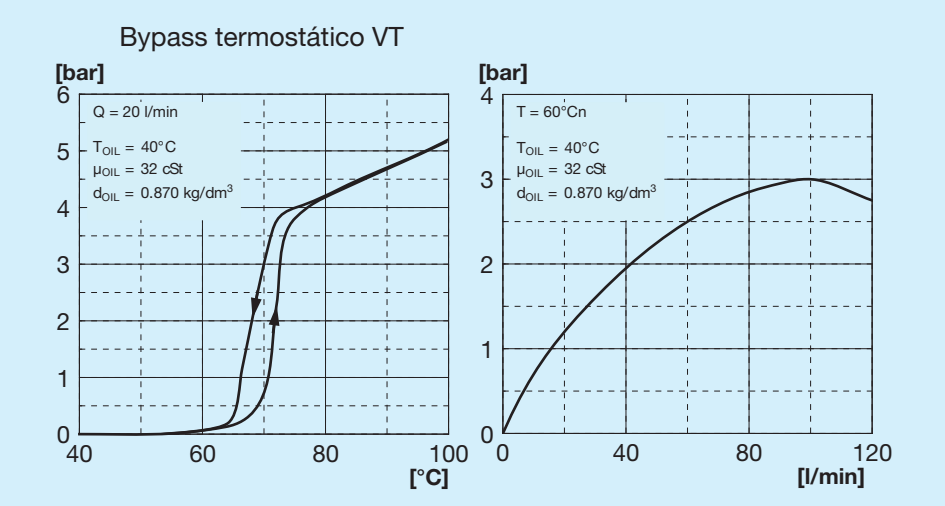

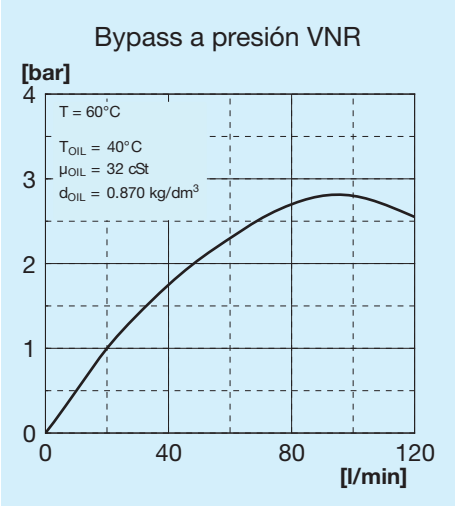

Válvulas de bypass

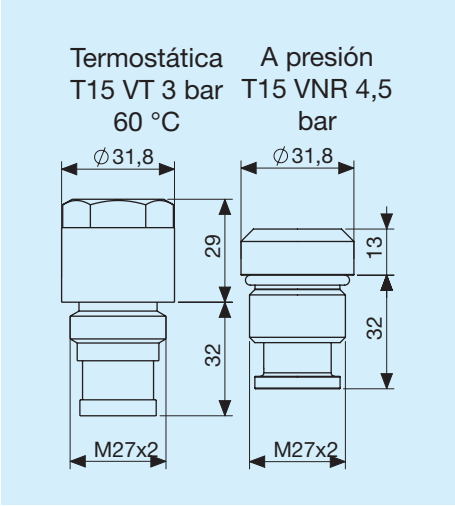

Leyenda

A31	Tipo de intercambiador
1E	1 Electroventilador
A	Aspirante
S	Soplante
230V	Tensión electroventilador
400V	Tensión electroventilador
T15 VT	Válvula bypass termostática 3 bar 60 °C
T15 VNR	Válvula bypass a presión 4,5 bar

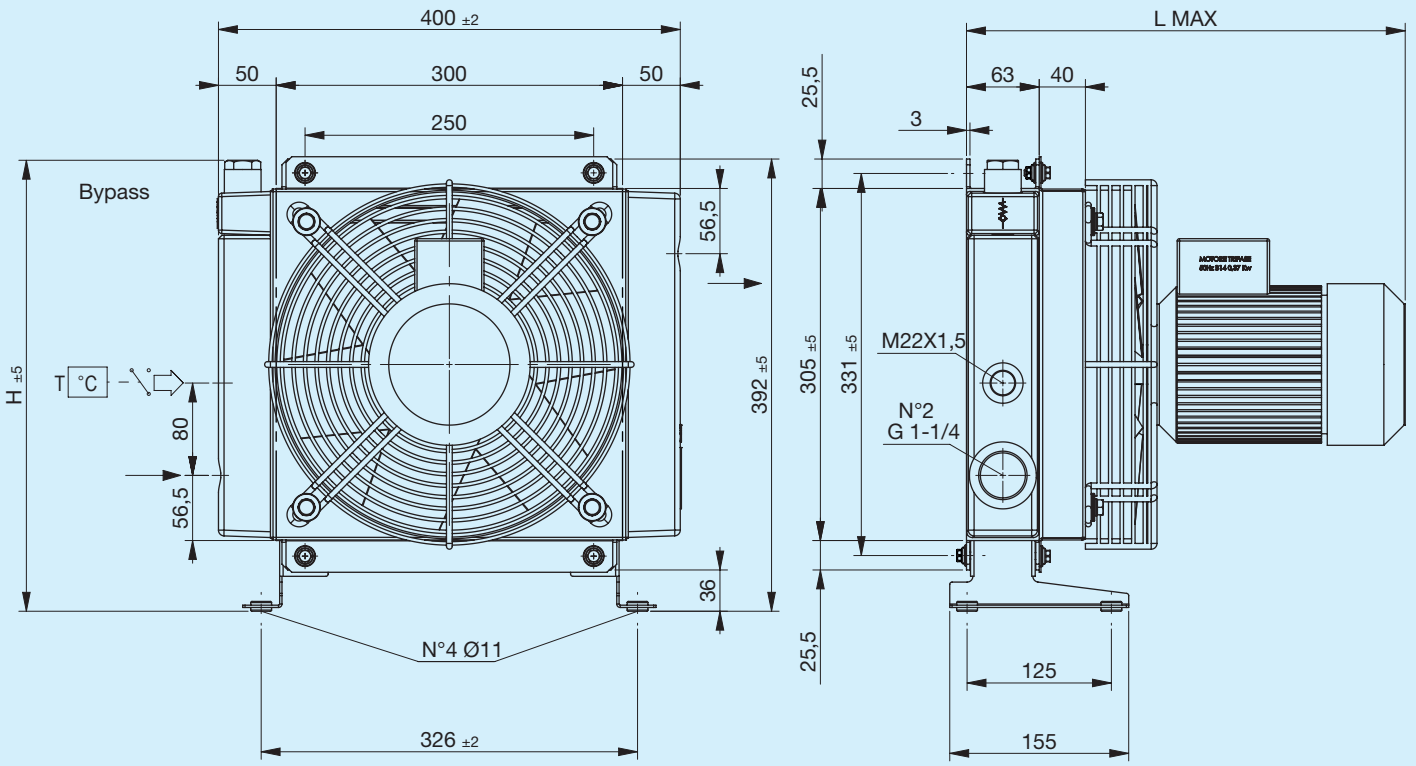

Pie de soporte no incluido (ver Accesorios)

Código	Descripción	ΦVentilador mm	Potencia W	Frecuencia Hz	Velocidad min-¹	Protección IP	L Máx. mm	H mm	Masa Kg	Capacidad l
FR633173141	**A31 1EA 220V-B14 bypass T15 V.T. 3 bar 60 °C**	290	370	50	2790	65	380	391	14.5	3.2
FR633171041	**A31 1EA 220V-B14 bypass T15 VNR 4,5 bar**	290	370	50	2790	65	380	375	14.5	3.2
FR633173151	**A31 1EA 380V-B14 bypass T15 V.T. 3 bar 60 °C**	290	370	50	2790	65	380	391	14.5	3.2
FR633173152	**A31 1ES 380V-B14 bypass T15 V.T. 3 bar 60 °C**	290	370	50	2790	65	380	391	14.5	3.2
FR633171051	**A31 1EA 380V-B14 bypass T15 VNR 4,5 bar**	290	370	50	2790	65	380	375	14.5	3.2
FR633171052	**A31 1ES 380V-B14 bypass T15 VNR 4,5 bar**	290	370	50	2790	65	380	375	14.5	3.2
FR633170041	**A31 1EA 220V-B14**	290	370	50	2790	65	380	394.5	14.5	3.2
FR633170042	**A31 1ES 220V-B14**	290	370	50	2790	65	380	394.5	14.5	3.2
FR633170051	**A31 1EA 380V-B14**	290	370	50	2790	65	380	394.5	14.5	3.2
FR633170052	**A31 1ES 380V-B14**	290	370	50	2790	65	380	394.5	14.5	3.2

Potencia térmica

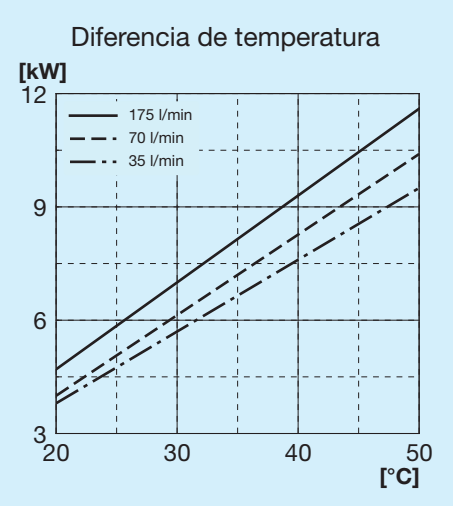

Pérdida de carga paso radiador

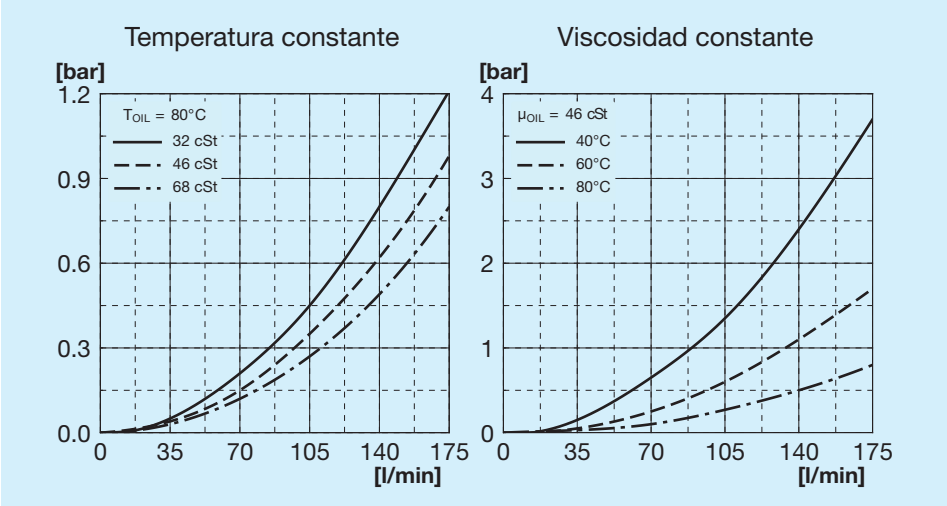

Pérdida de carga paso bypass

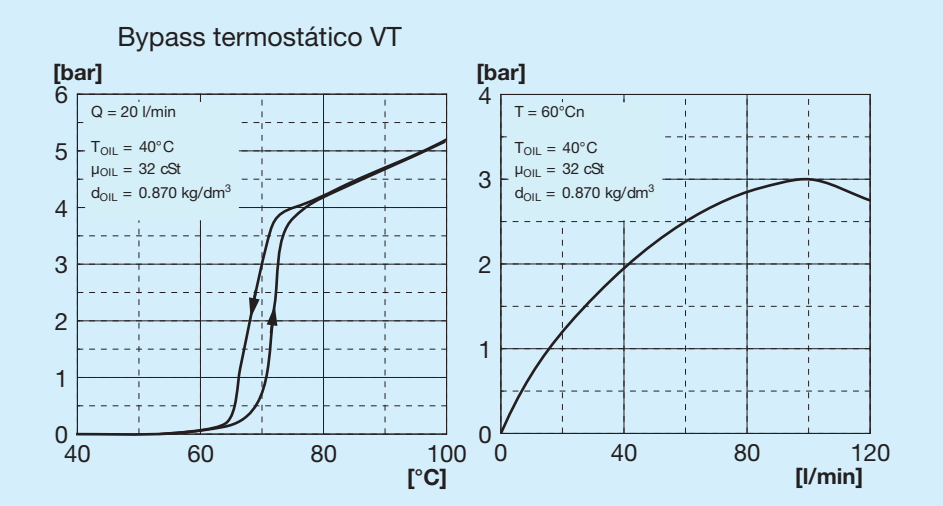

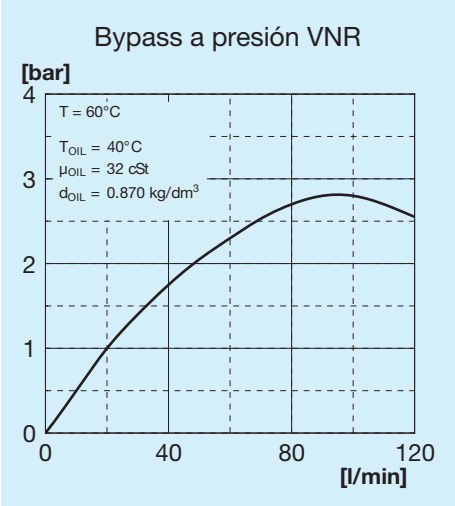

Válvulas de bypass

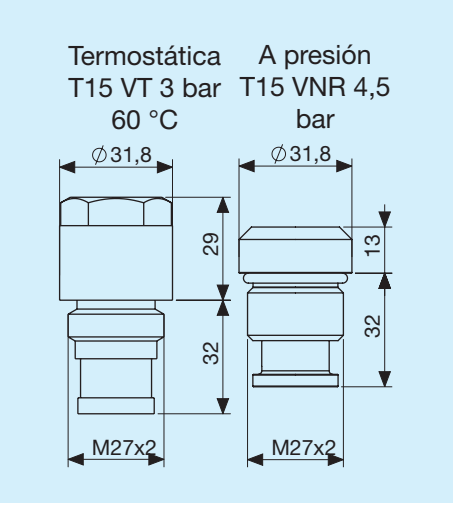

Leyenda

A31	Tipo de intercambiador
1E	1 Electroventilador
A	Aspirante
S	Soplante
230V B14	Tensión electroventilador
400V B14	Tensión electroventilador
T15 VT	Válvula bypass termostática 3 bar 60 °C
T15 VNR	Válvula bypass a presión 4,5 bar

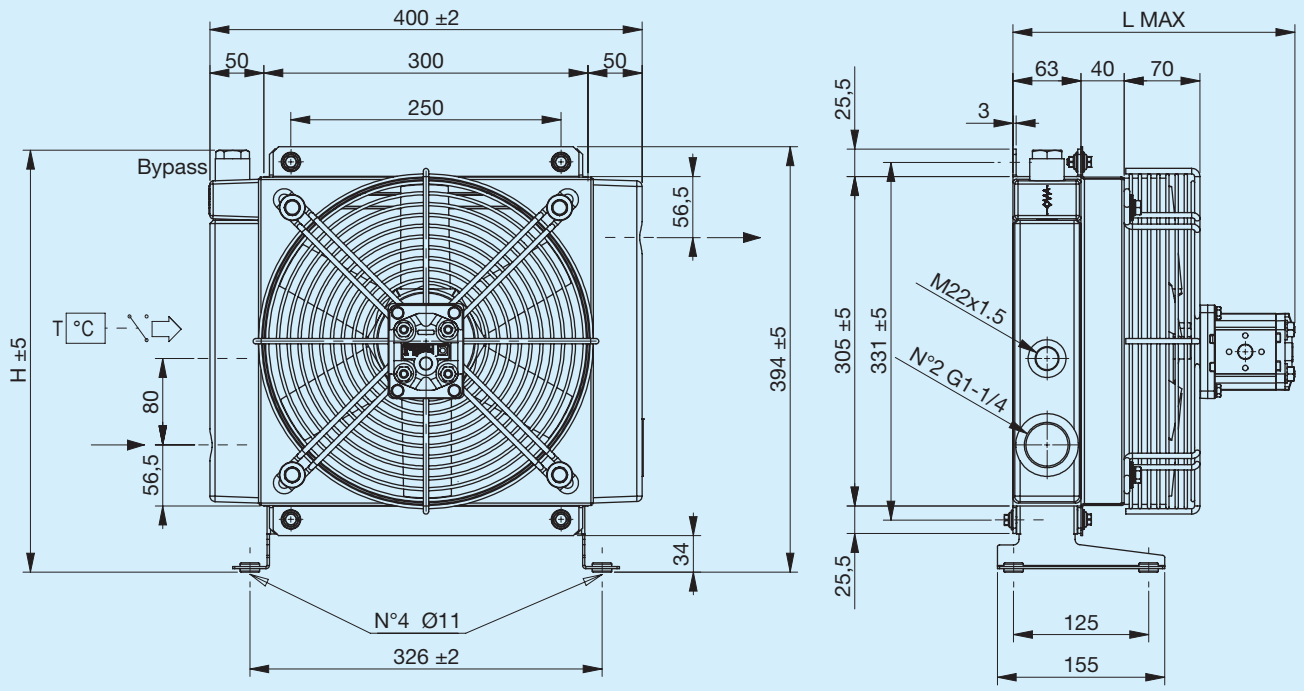

Pie de soporte no incluido (ver Accesorios)

Código	Descripción	ΦVentilador mm	Cilindrada del motor cm3	L Máx. mm	H mm	Masa Kg	Capacidad l
FR634173113	**A31 IA MOT.HIDR. GR1 bypass T15 V.T. 3 bar 60°C**	290	6	261	391	14	3.2
FR634173114	**A31 IS MOT.HIDR. GR1 bypass T15 V.T. 3 bar 60°C**	290	6	261	391	14	3.2
FR634171013	**A31 IA MOT.HIDR. GR1 bypass T15 VNR 4.5 bar**	290	6	261	375	14	3.2
FR634171014	**A31 IS MOT.HIDR. GR1 bypass T15 VNR 4.5 bar**	290	6	261	375	14	3.2
FR634170013	**A31 IA MOT.HIDR. GR1**	290	6	261	394	14	3.2
FR634170014	**A31 IS MOT.HIDR. GR1**	290	6	261	394	14	3.2

Potencia térmica

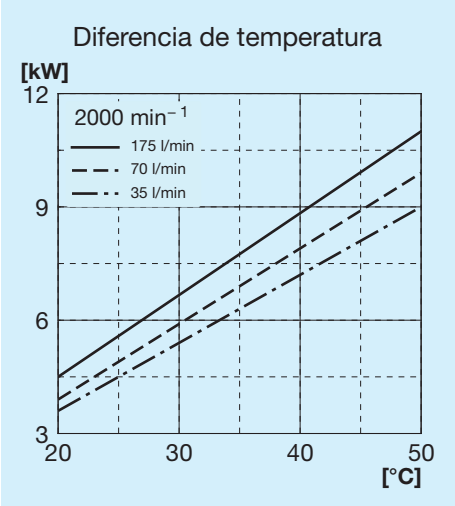

Pérdida de carga paso radiador

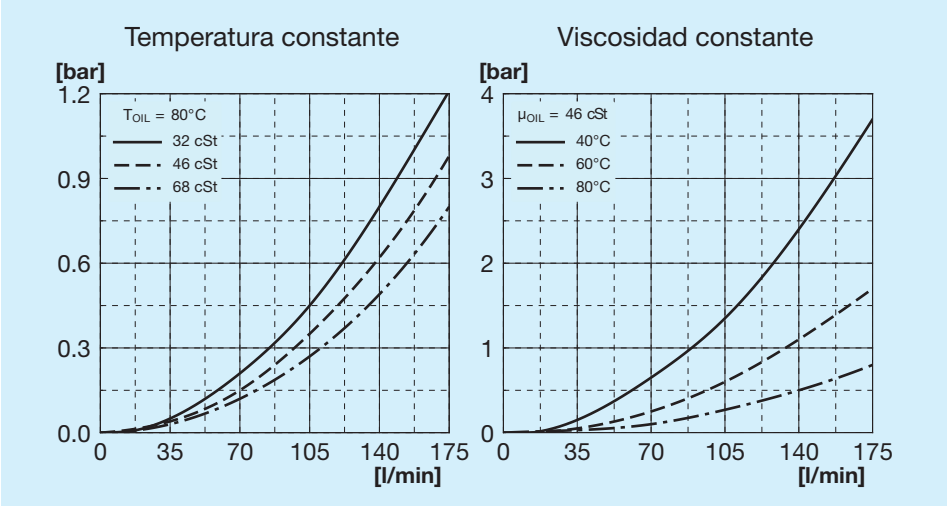

Pérdida de carga paso bypass

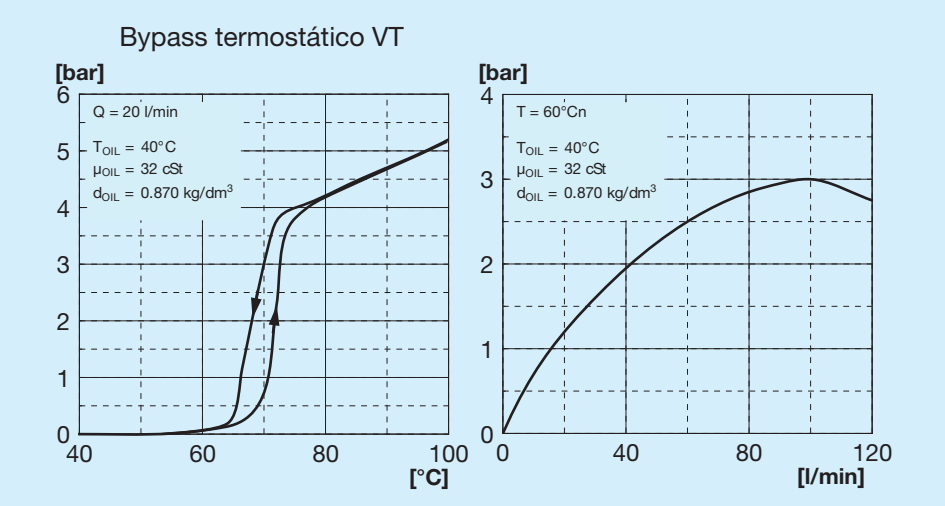

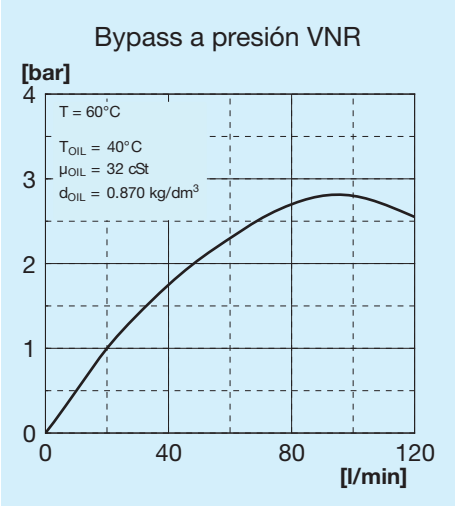

Válvulas de bypass

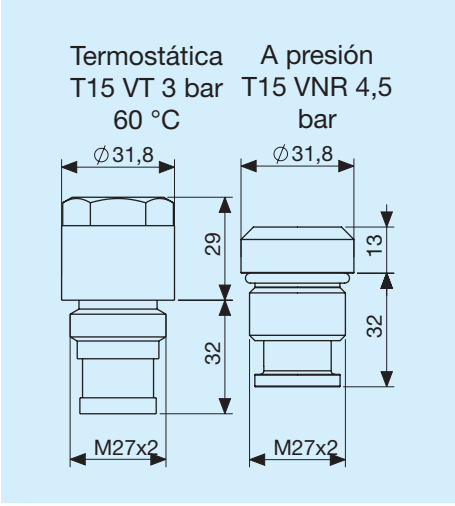

Leyenda

A31	Tipo de intercambiador
IA	Hidráulico Aspirante
IS	Hidráulico Soplante
PRED.	Con soporte motor
MOT. HIDR.	Con motor de soporte integrado
GR1	Grupo 1
GR2	Grupo 2
T15 VT	Válvula bypass termostática 3 bar 60 °C
T15 VNR	Válvula bypass a presión 4,5 bar

Pata de soporte izquierda

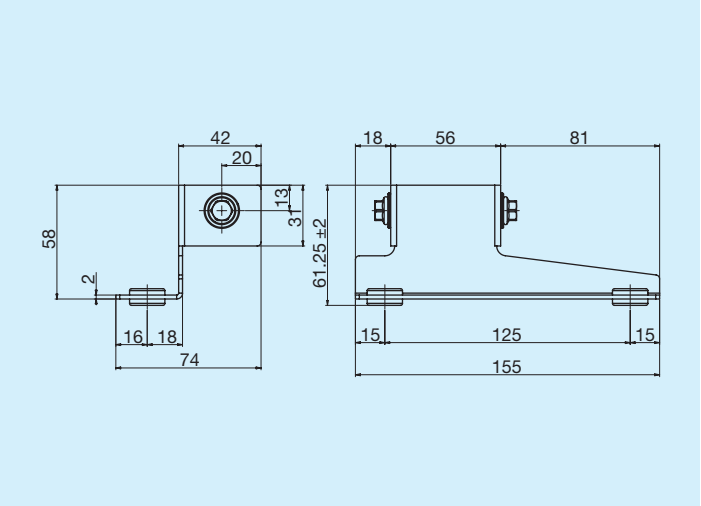

	Código
Pata de soporte izquierda	FR290000011R

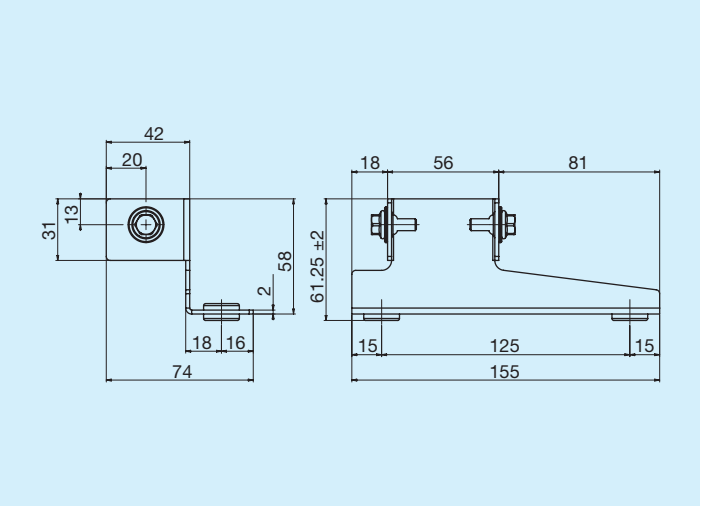

	Código
Pata de soporte derecha	FR290000012R

Termostatos

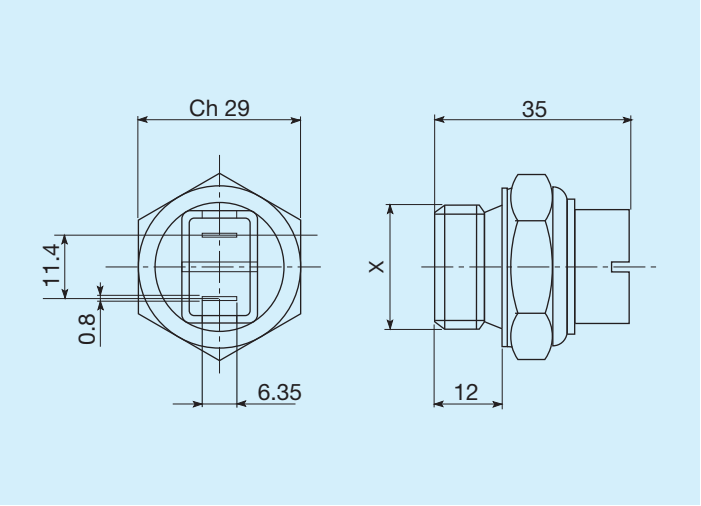

Temperaturas de intervención C°	Rosca	Código
45 - 35	M22x1,5	FR361104535R
60 - 50	M22x1,5	FR361106050R
80 - 70	M22x1,5	FR361108070R
82 - 68	M22x1,5	FR361108268R
85 - 76	M22x1,5	FR361108576R

Termostatos protegidos IP54

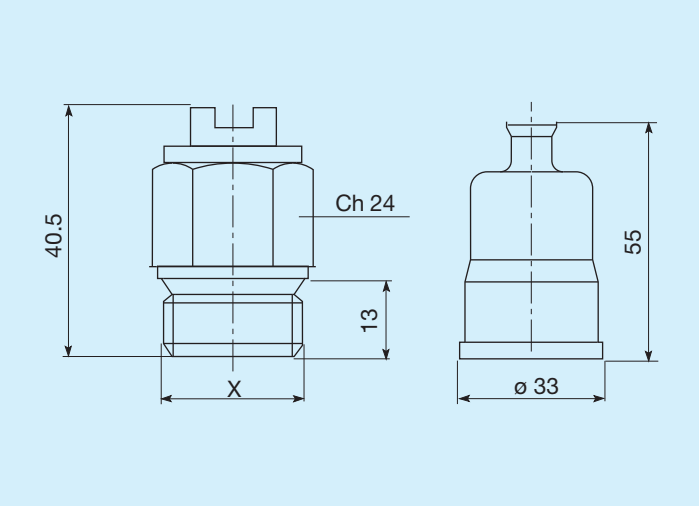

Temperaturas de intervención C°	Rosca	Código
45 - 35	M22x1,5	FR361124535R
50 - 40	M22x1,5	FR361125040R
60 - 50	M22x1,5	FR361126050R
70 - 60	M22x1,5	FR361127060R
80 -70	M22x1,5	FR361128070R

Termostatos protegidos IP65

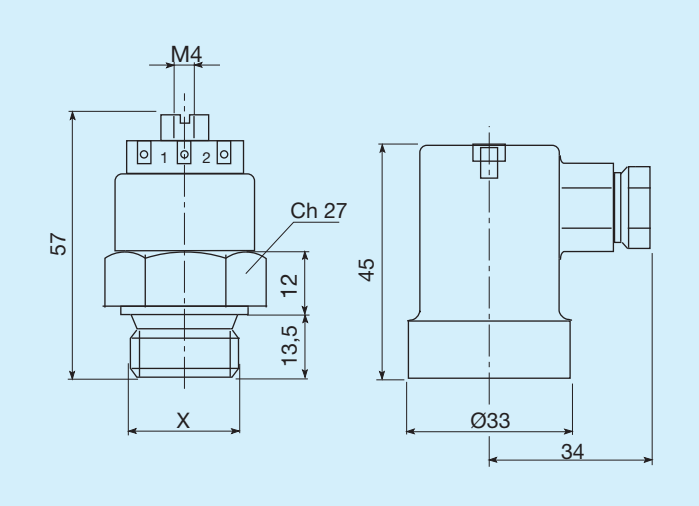

Temperaturas de intervención C°	Rosca	Código
45 - 35	M22x1,5	FR361154535R
47 - 36	M22x1,5	FR361155040R
60 - 50	M22x1,5	FR361176050R
80 - 70	M22x1,5	FR361158070R