A35

Antes de usar, leer atentamente el documento INSTRUCCIONES GENERALES DE USO DE LOS INTERCAMBIADORES DE CALOR.

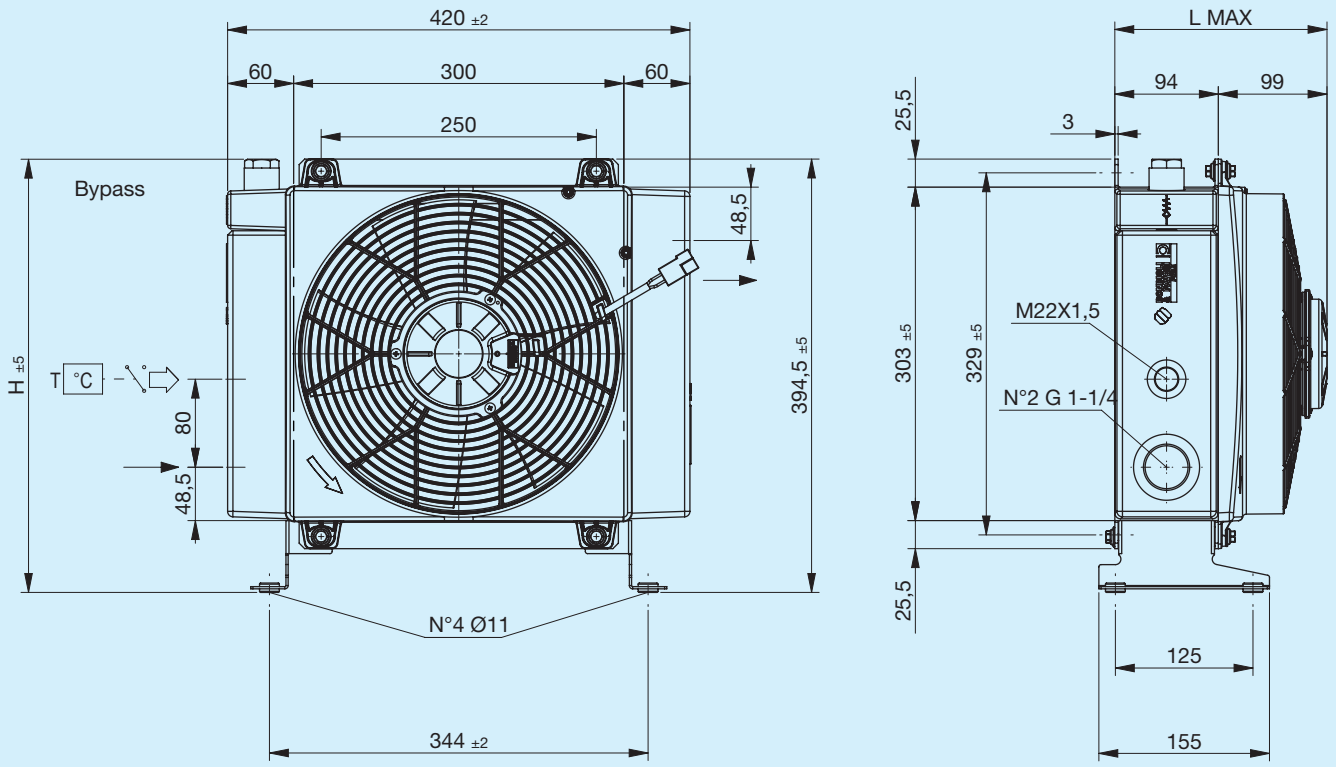

Pie de soporte no incluido (ver Accesorios)

Código	Descripción	ΦVentilador mm	Caudal de aire m³/h	Tensión V	Intensidad A	L Máx. mm	H mm	Masa Kg	Capacidad l
FR633063105	**A35 1EAX 12V bypass T15 V.T. 3 bar 60 °C**	280	2350	12	15	230	394	15.5	4.8
FR633063106	**A35 1ESX 12V bypass T15 V.T. 3 bar 60 °C**	280	2350	12	15	230	394	15.5	4.8
FR633061005	**A35 1EAX 12V bypass T15 VNR 4,5 bar**	280	2350	12	15	230	378	15.5	4.8
FR633061006	**A35 1ESX 12V bypass T15 VNR 4,5 bar**	280	2350	12	15	230	378	15.5	4.8
FR633063115	**A35 1EAX 24V bypass T15 V.T. 3 bar 60 °C**	280	2500	24	7	230	394	15.5	4.8
FR633063116	**A35 1ESX 24V bypass T15 V.T. 3 bar 60 °C**	280	2500	24	7	230	394	15.5	4.8
FR633061015	**A35 1EAX 24V bypass T15 VNR 4,5 bar**	280	2500	24	7	230	378	15.5	4.8
FR633061016	**A35 1ESX 24V bypass T15 VNR 4,5 bar**	280	2500	24	7	230	378	15.5	4.8
FR633060003	**A35 1EAP 12V**	280	1570	12	6.9	210	395	14.5	4.8
FR633060004	**A35 1ESP 12V**	280	1480	12	6.3	210	395	14.5	4.8
FR633060005	**A35 1EAX 12V**	280	2350	12	15	230	395	15.5	4.8
FR633060006	**A35 1ESX 12V**	280	2350	12	15	230	395	15.5	4.8
FR633060013	**A35 1EAP 24V**	280	1580	24	3.5	210	395	14.5	4.8
FR633060014	**A35 1ESP 24V**	280	1520	24	3.3	210	395	14.5	4.8
FR633060015	**A35 1EAX 24V**	280	2500	24	7	230	395	15.5	4.8
FR633060016	**A35 1ESX 24V**	280	2500	24	7	230	395	15.5	4.8

Curvas características

Potencia térmica

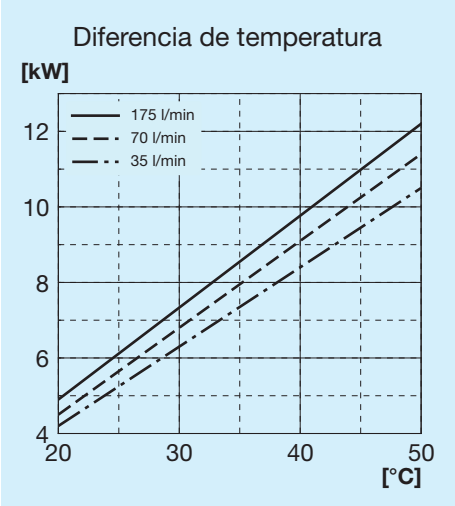

Pérdida de carga paso radiador

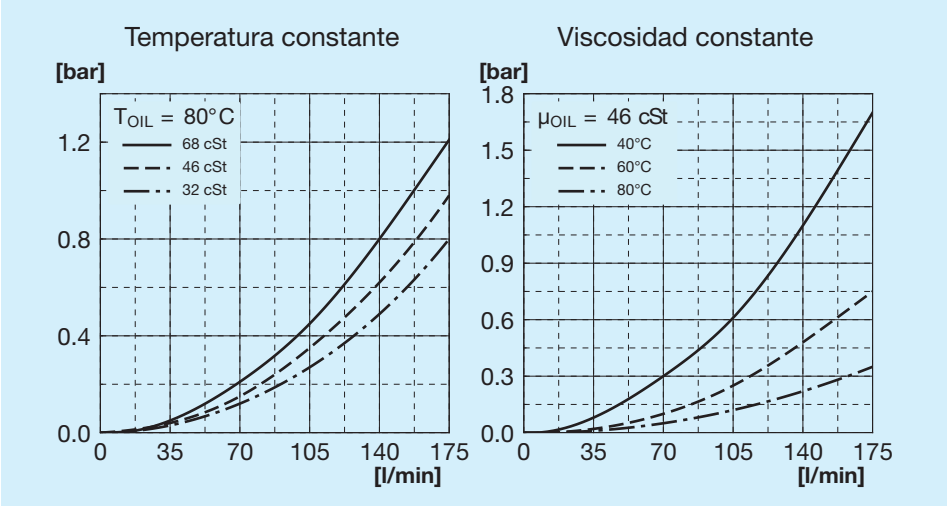

Pérdida de carga paso bypass

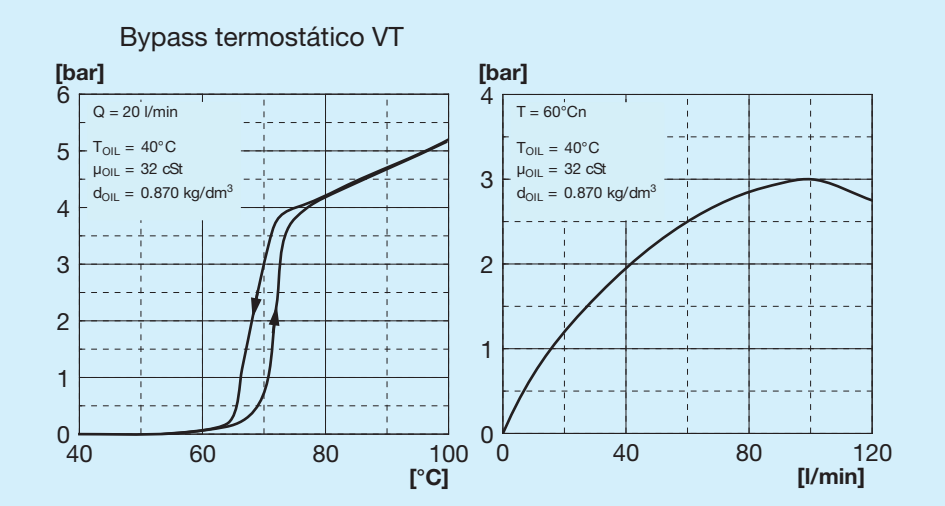

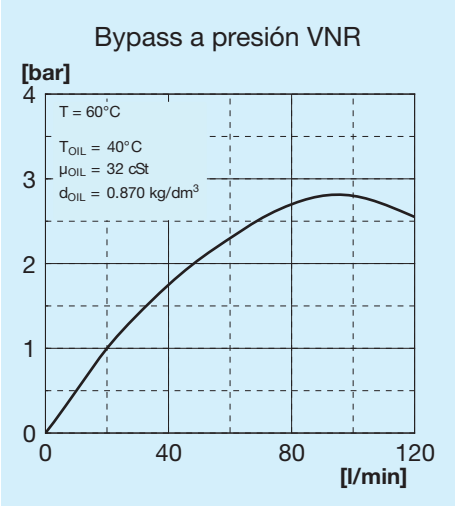

Válvulas de bypass

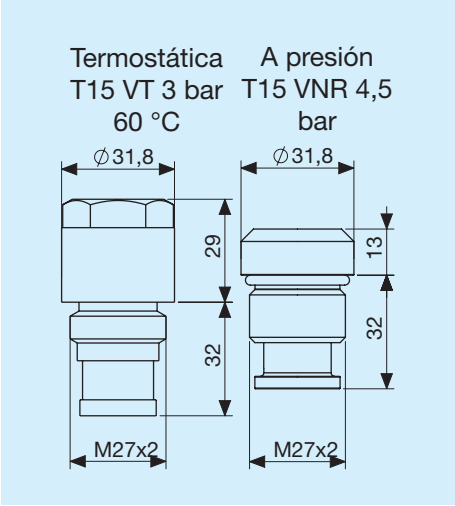

Leyenda

A35	Tipo de intercambiador
1E	1 Electroventilador
A	Aspirante
S	Soplante
AP	Aspirante potenciado
SP	Soplante potenciado
AX	Aspirante superpotenciado
SX	Soplante superpotenciado
12V	Tensión electroventilador
24V	Tensión electroventilador
T15 VT	Válvula bypass termostática 3 bar 60 °C
T15 VNR	Válvula bypass a presión 4,5 bar

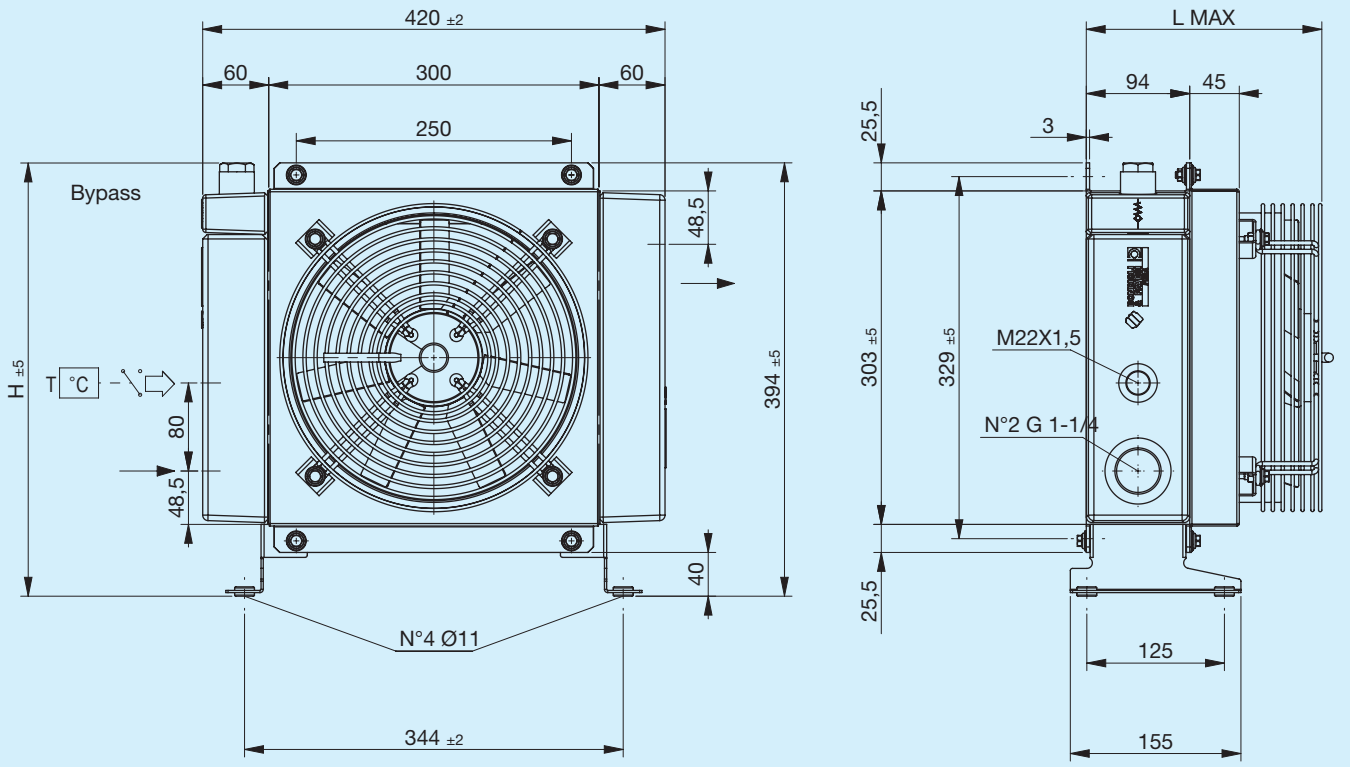

Pie de soporte no incluido (ver Accesorios)

Código	Descripción	ΦVentilador mm	Potencia W	Frecuencia Hz	Velocidad min-¹	Protección IP	L Máx. mm	H mm	Masa Kg	Capacidad l
FR633063131	**A35 1EA 230V bypass T15 V.T. 3 bar 60 °C**	250	160	50 60	2500 2600	44	214	394	13.2	4.8
FR633063132	**A35 1ES 230V bypass T15 V.T. 3 bar 60 °C**	250	160	50 60	2500 2600	44	214	394	13.2	4.8
FR633061031	**A35 1EA 230V bypass T15 VNR 4,5 bar**	250	160	50 60	2500 2600	44	214	378	13.2	4.8
FR633061032	**A35 1ES 230V bypass T15 VNR 4,5 bar**	250	160	50 60	2500 2600	44	214	378	13.2	4.8
FR633063121	**A35 1EA 400V bypass T15 V.T. 3 bar 60 °C**	250	160	50 60	2450 2550	44	214	394	13.2	4.8
FR633063122	**A35 1ES 400V bypass T15 V.T. 3 bar 60 °C**	250	160	50 60	2450 2550	44	214	394	13.2	4.8
FR633061021	**A35 1EA 400V bypass T15 VNR 4,5 bar**	250	160	50 60	2450 2550	44	214	378	13.2	4.8
FR633061022	**A35 1ES 400V bypass T15 VNR 4,5 bar**	250	160	50 60	2450 2550	44	214	378	13.2	4.8
FR633060031	**A35 1EA 230V**	250	160	50 60	2500 2600	44	214	395	13.2	4.8
FR633060032	**A35 1ES 230V**	250	160	50 60	2500 2600	44	214	395	13.2	4.8
FR633060021	**A35 1EA 400V**	250	160	50 60	2450 2550	44	214	395	13.2	4.8
FR633060022	**A35 1ES 400V**	250	160	50 60	2450 2550	44	214	395	13.2	4.8

Potencia térmica

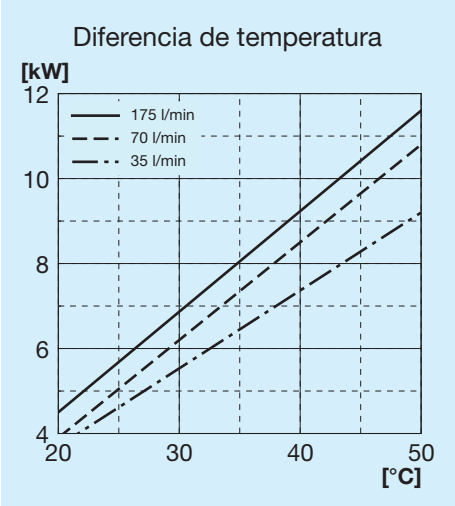

Pérdida de carga paso radiador

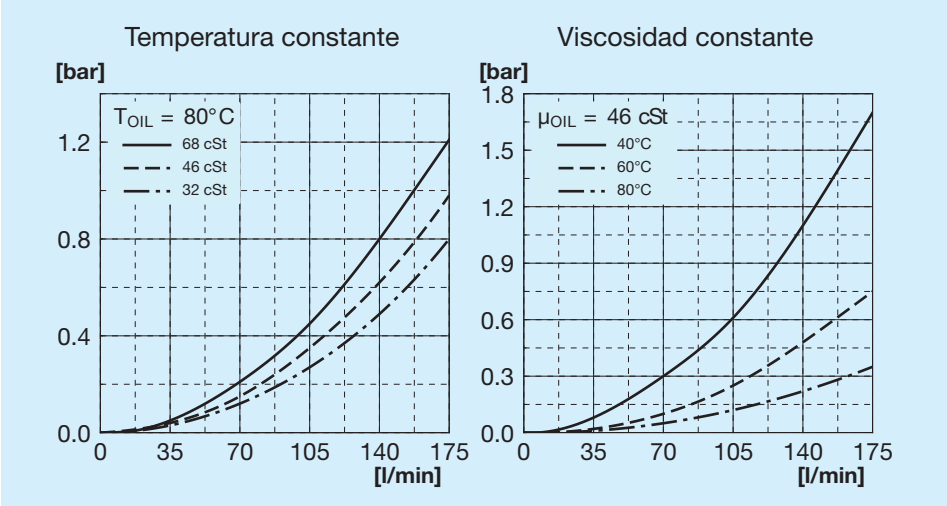

Pérdida de carga paso bypass

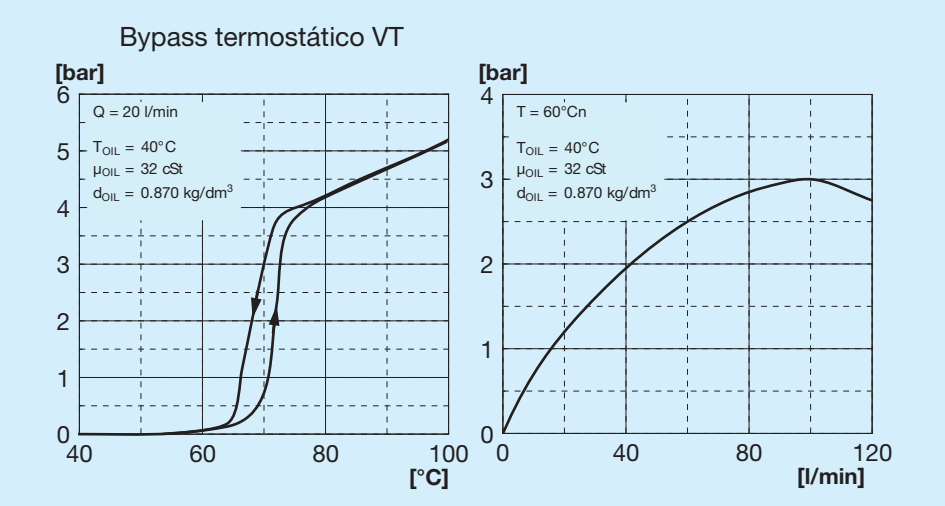

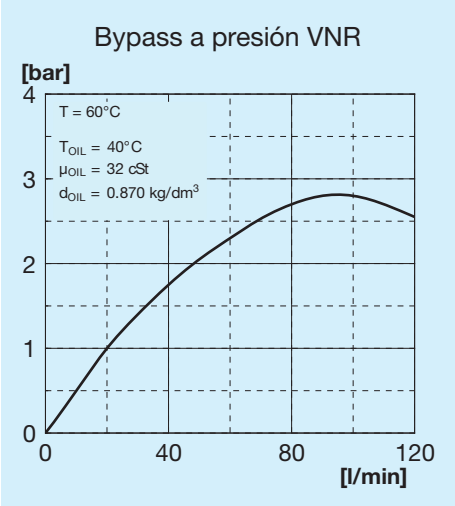

Válvulas de bypass

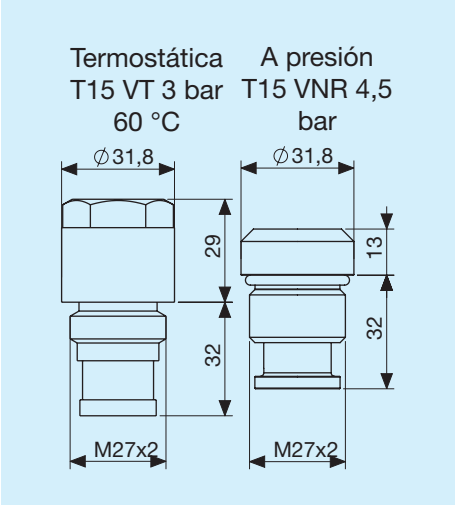

Leyenda

A35	Tipo de intercambiador
1E	1 Electroventilador
A	Aspirante
S	Soplante
230V	Tensión electroventilador
400V	Tensión electroventilador
T15 VT	Válvula bypass termostática 3 bar 60 °C
T15 VNR	Válvula bypass a presión 4,5 bar

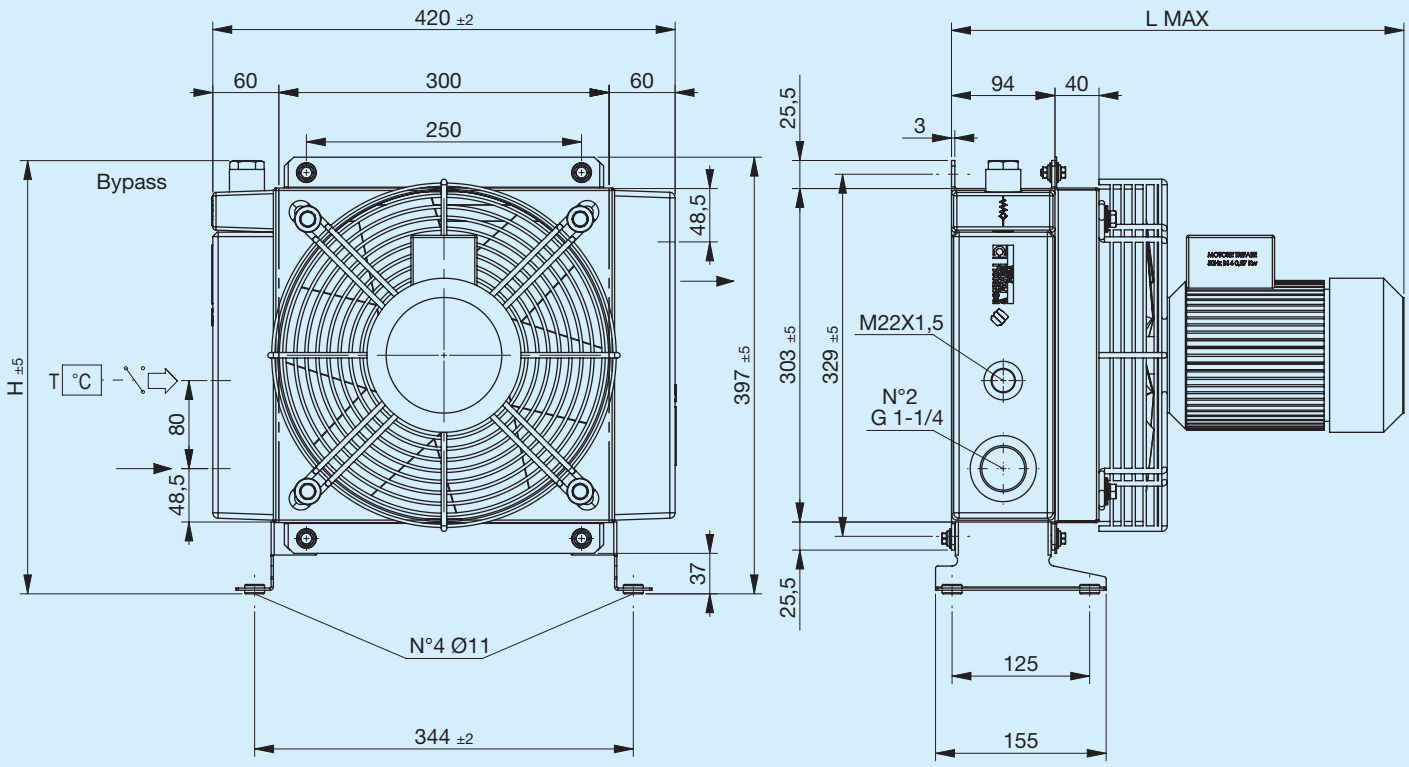

Pie de soporte no incluido (ver Accesorios)

Código	Descripción	ΦVentilador mm	Potencia W	Frecuencia Hz	Velocidad min-¹	Protección IP	L Máx. mm	H mm	Masa Kg	Capacidad l
FR633063141	**A35 1EA 220V-B14 bypass T15 V.T. 3 bar 60 °C**	290	370	50	2790	65	411	394	18	4.8
FR633061041	**A35 1EA 220V-B14 bypass T15 VNR 4,5 bar**	290	370	50	2790	65	411	378	18	4.8
FR633063151	**A35 1EA 380V-B14 bypass T15 V.T. 3 bar 60 °C**	290	370	50	2790	65	411	394	18	4.8
FR633063152	**A35 1ES 380V-B14 bypass T15 V.T. 3 bar 60 °C**	290	370	50	2790	65	411	394	18	4.8
FR633061051	**A35 1EA 380V-B14 bypass T15 VNR 4,5 bar**	290	370	50	2790	65	411	378	18	4.8
FR633061052	**A35 1ES 380V-B14 bypass T15 VNR 4,5 bar**	290	370	50	2790	65	411	378	18	4.8
FR633060041	**A35 1EA 220V-B14**	290	370	50	2790	65	411	395	18	4.8
FR633060042	**A35 1ES 220V-B14**	290	370	50	2790	65	411	395	18	4.8
FR633060051	**A35 1EA 380V-B14**	290	370	50	2790	65	411	395	18	4.8
FR633060052	**A35 1ES 380V-B14**	290	370	50	2790	65	411	395	18	4.8

Potencia térmica

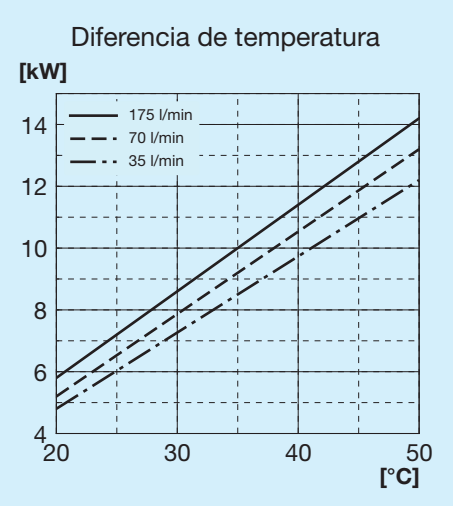

Pérdida de carga paso radiador

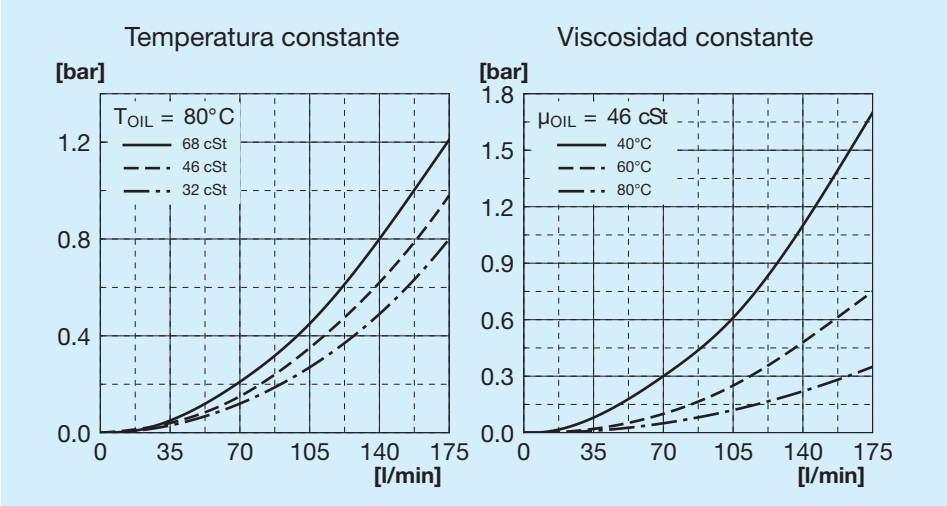

Pérdida de carga paso bypass

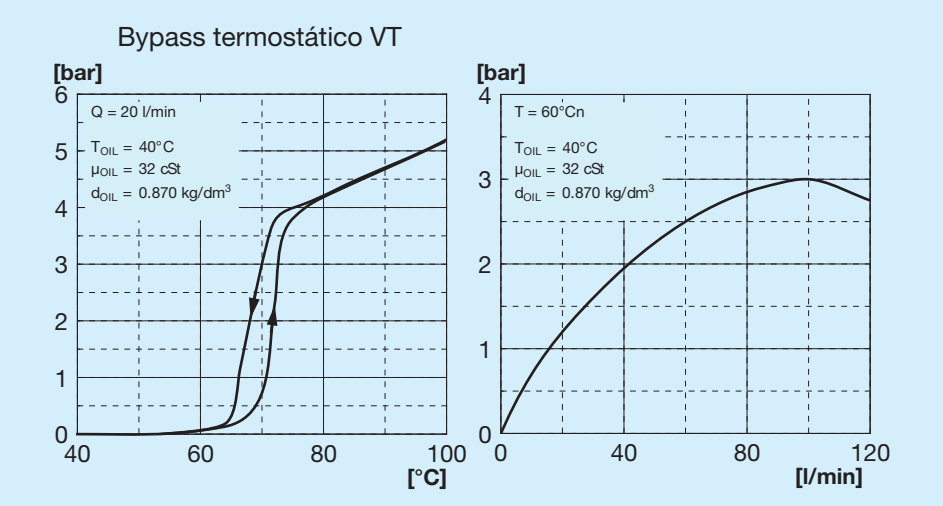

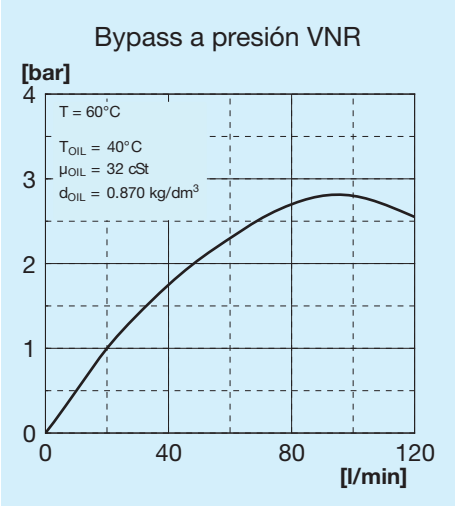

Válvulas de bypass

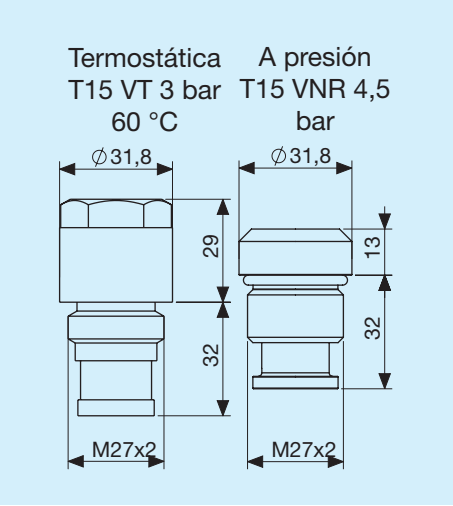

Leyenda

A35	Tipo de intercambiador
1E	1 Electroventilador
A	Aspirante
S	Soplante
230V B14	Tensión electroventilador
400V B14	Tensión electroventilador
T15 VT	Válvula bypass termostática 3 bar 60 °C
T15 VNR	Válvula bypass a presión 4,5 bar

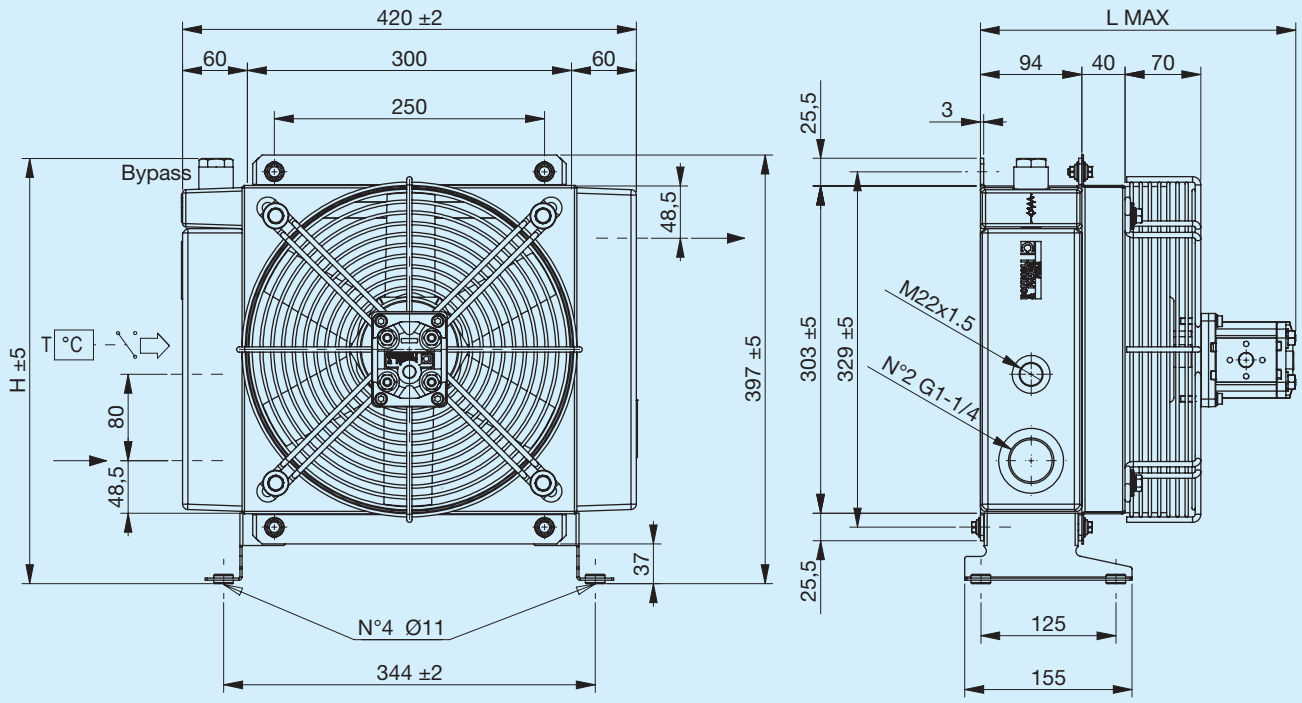

Pie de soporte no incluido (ver Accesorios)

Código	Descripción	ΦVentilador mm	Cilindrada del motor cm3	L Máx. mm	H mm	Masa Kg	Capacidad l
FR634063113	**A35 IA MOT.HIDR. GR1 bypass T15 V.T. 3 bar 60°C**	290	6	292	394	18	4.8
FR634063114	**A35 IS MOT.HIDR. GR1 bypass T15 V.T. 3 bar 60°C**	290	6	292	394	18	4.8
FR634061013	**A35 IA MOT.HIDR. GR1 bypass T15 VNR 4.5 bar**	290	6	292	378	18	4.8
FR634061014	**A35 IS MOT.HIDR. GR1 bypass T15 VNR 4.5 bar**	290	6	292	378	18	4.8
FR634060013	**A35 IA MOT.HIDR. GR1**	290	6	292	395	18	4.8
FR634060014	**A35 IS MOT.HIDR. GR1**	290	6	292	395	18	4.8

Potencia térmica

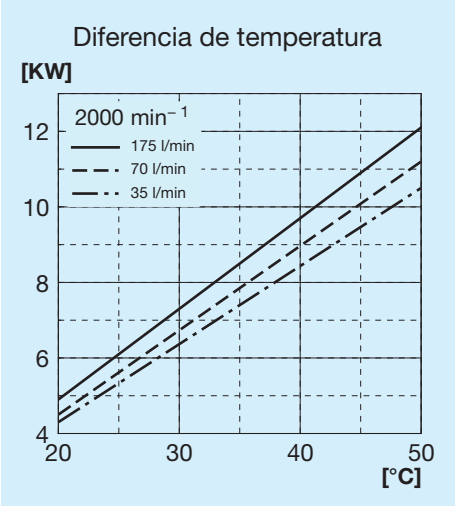

Pérdida de carga paso radiador

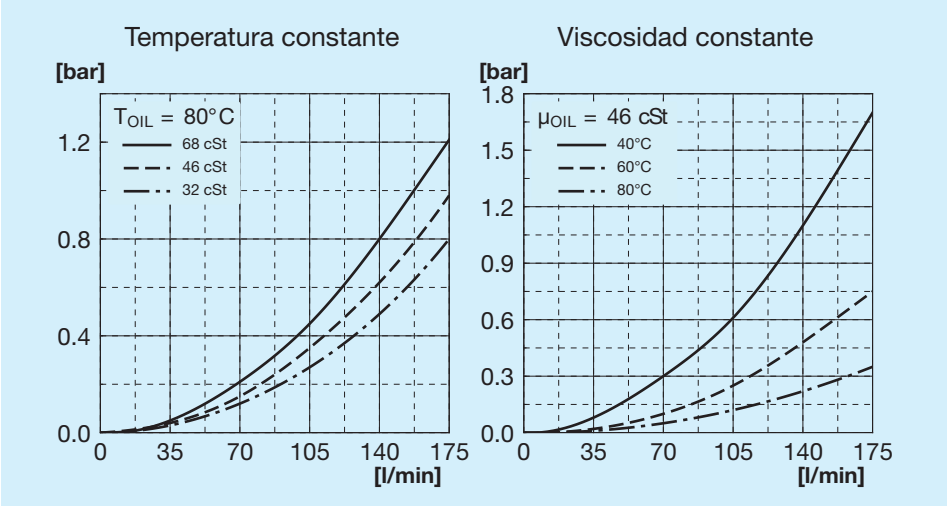

Pérdida de carga paso bypass

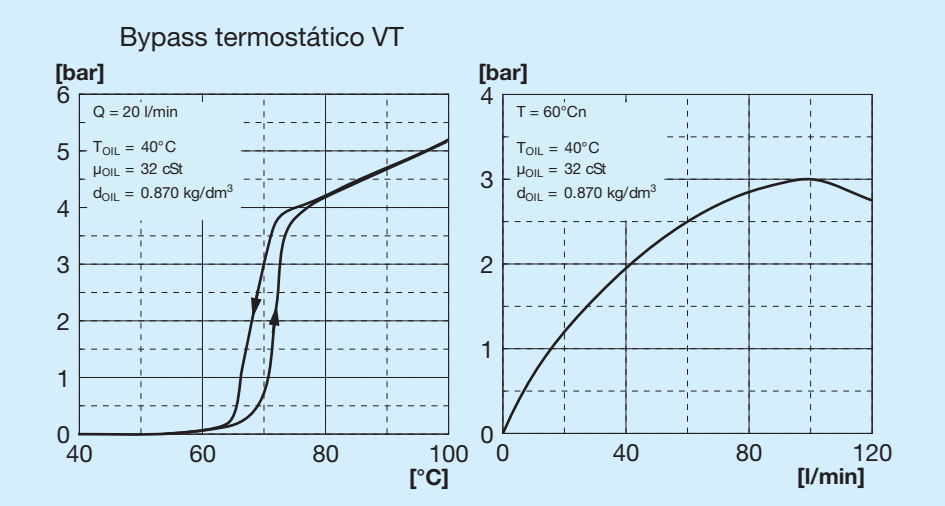

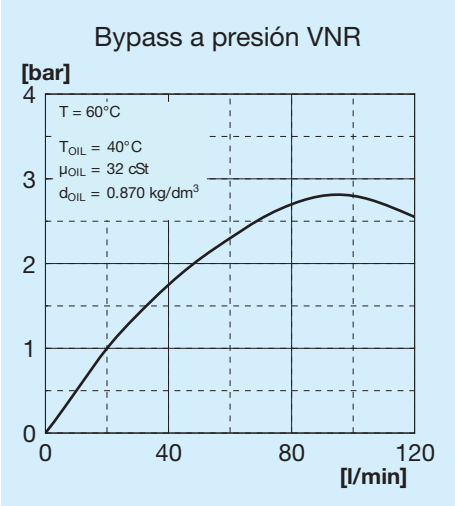

Válvulas de bypass

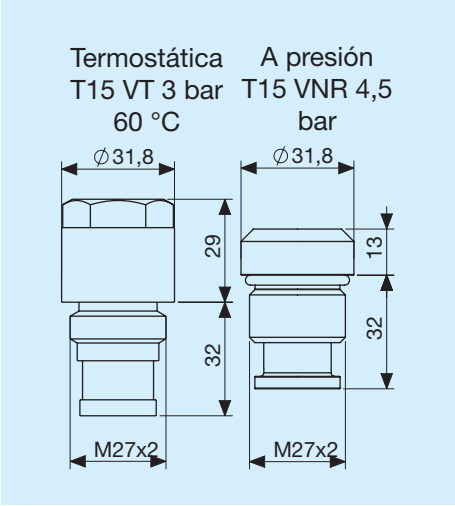

Leyenda

A35	Tipo de intercambiador
IA	Hidráulico Aspirante
IS	Hidráulico Soplante
PRED.	Con soporte motor
MOT. HIDR.	Con motor de soporte integrado
GR1	Grupo 1
GR2	Grupo 2
T15 VT	Válvula bypass termostática 3 bar 60 °C
T15 VNR	Válvula bypass a presión 4,5 bar

Pata de soporte izquierda

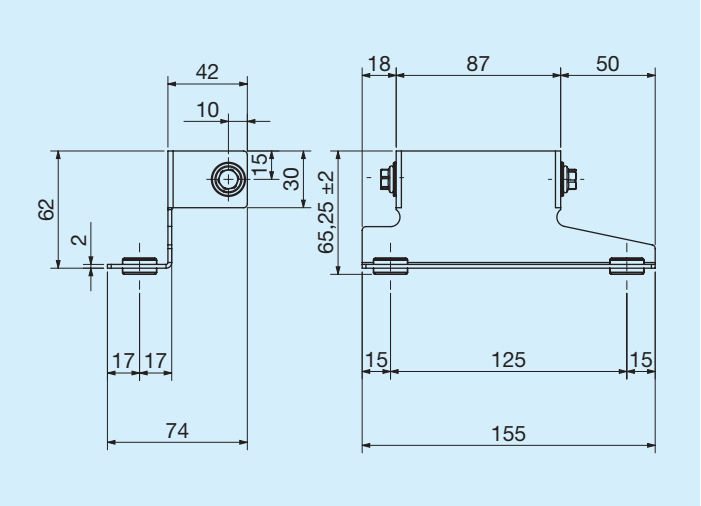

	Código
Pata de soporte izquierda	FR290000023R

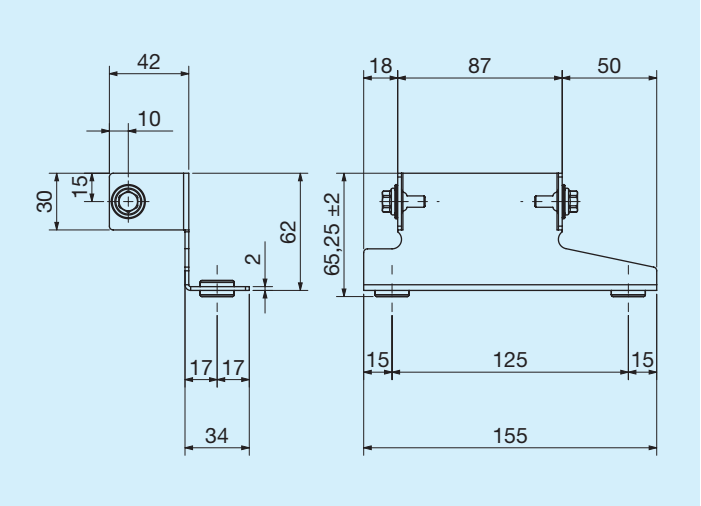

	Código
Pata de soporte derecha	FR290000024R

Termostatos

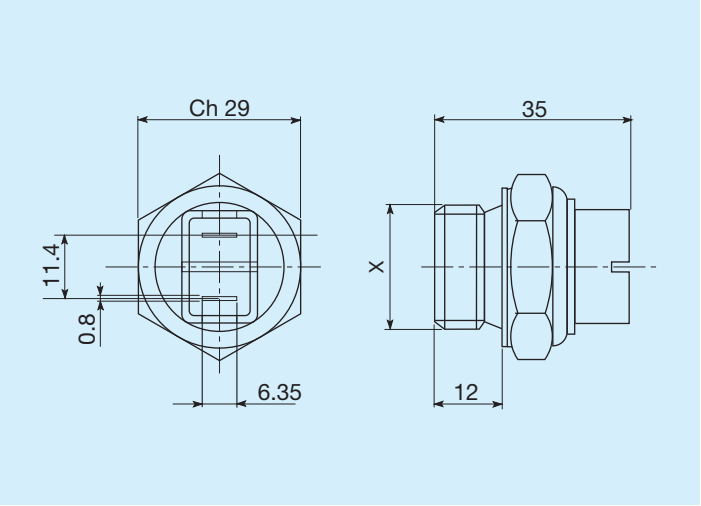

Temperaturas de intervención C°	Rosca	Código
45 - 35	M22x1,5	FR361104535R
60 - 50	M22x1,5	FR361106050R
80 - 70	M22x1,5	FR361108070R
82 - 68	M22x1,5	FR361108268R
85 - 76	M22x1,5	FR361108576R

Termostatos protegidos IP54

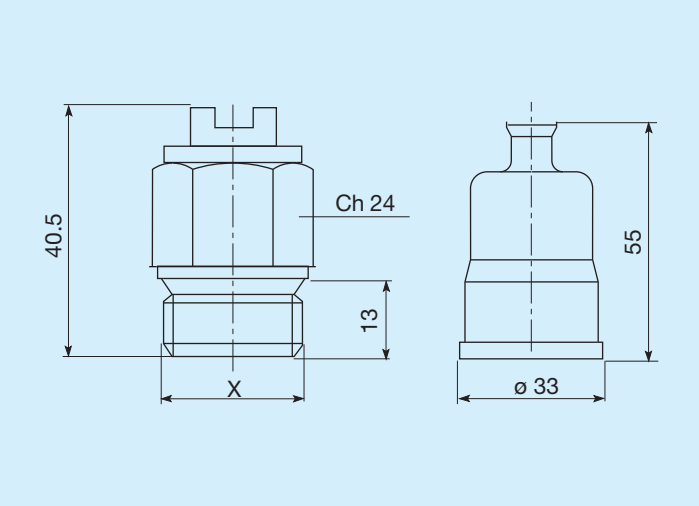

Temperaturas de intervención C°	Rosca	Código
45 - 35	M22x1,5	FR361124535R
50 - 40	M22x1,5	FR361125040R
60 - 50	M22x1,5	FR361126050R
70 - 60	M22x1,5	FR361127060R
80 -70	M22x1,5	FR361128070R

Termostatos protegidos IP65

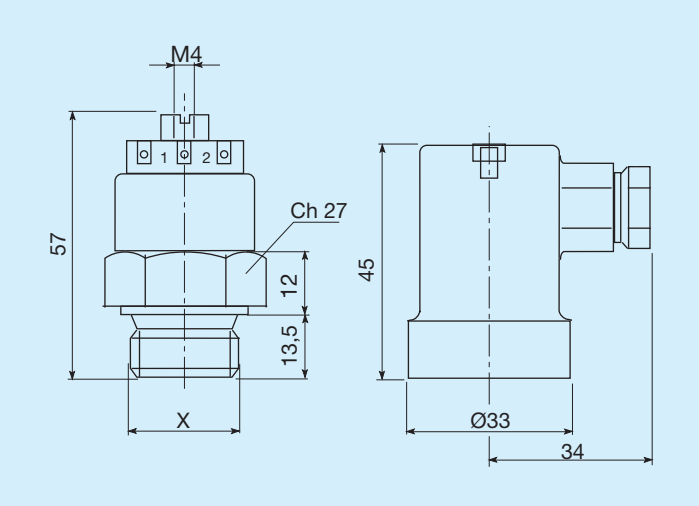

Temperaturas de intervención C°	Rosca	Código
45 - 35	M22x1,5	FR361154535R
47 - 36	M22x1,5	FR361155040R
60 - 50	M22x1,5	FR361176050R
80 - 70	M22x1,5	FR361158070R