A48

Prima di iniziare l'utilizzo leggere attentamente il documento ISTRUZIONI GENERALI D'IMPIEGO PER SCAMBIATORI DI CALORE

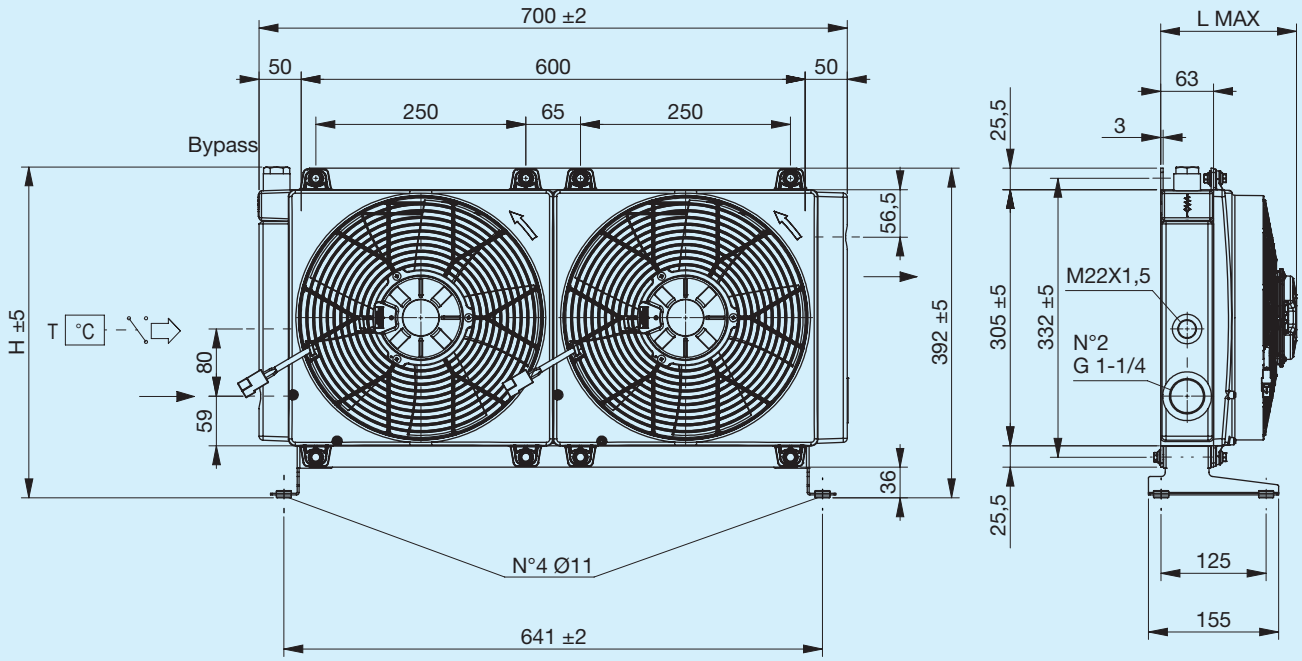

Piede di supporto non incluso (vedi Accessori)

Codice	Descrizione	ΦVentola mm	Portata aria m³/h	Tensione V	Corrente A	L Max mm	H mm	Massa Kg	Capacità l
FR633213105	**A48 2EAX 12V bypass T15 V.T. 3 bar 60°C**	2X280	2X2350	12	2X12.5	200	391	16	3.2
FR633213106	**A48 2ESX 12V bypass T15 V.T. 3 bar 60°C**	2X280	2X2350	12	2X12.5	200	391	16	3.2
FR633211003	**A48 2EAP 12V bypass T15 VNR 4,5 bar**	2X280	2X1420	12	2X8.7	160	375	16	3.2
FR633211005	**A48 2EAX 12V bypass T15 VNR 4.5 bar**	2X280	2X2350	12	2X12.5	200	375	16	3.2
FR633211006	**A48 2ESX 12V bypass T15 VNR 4.5 bar**	2X280	2X2350	12	2X12.5	200	375	16	3.2
FR633213115	**A48 2EAX 24V bypass T15 V.T. 3 bar 60°C**	2X280	2X2500	24	2X7.2	200	391	16	3.2
FR633213116	**A48 2ESX 24V bypass T15 V.T. 3 bar 60°C**	2X280	2X2500	24	2X7.2	200	391	16	3.2
FR633211015	**A48 2EAX 24V bypass T15 VNR 4.5 bar**	2X280	2X2500	24	2X7.2	200	375	16	3.2
FR633211016	**A48 2ESX 24V bypass T15 VNR 4.5 bar**	2X280	2X2500	24	2X7.2	200	375	16	3.2
FR633210003	**A48 2EAP 12V**	2X280	2X1420	12	2X8.7	160	391	13.5	3.2
FR633210004	**A48 2ESP 12V**	2X280	2X1420	12	2X8.7	160	391	13.5	3.2
FR633210005	**A48 2EAX 12V**	2X280	2X2350	12	2X12.5	200	391	16	3.2
FR633210006	**A48 2ESX 12V**	2X280	2X2350	12	2X12.5	200	391	16	3.2
FR633210013	**A48 2EAP 24V**	2X280	2X1600	24	2X4.7	160	391	13.5	3.2
FR633210014	**A48 2ESP 24V**	2X280	2X1600	24	2X4.7	160	391	13.5	3.2
FR633210015	**A48 2EAX 24V**	2X280	2X2500	24	2X7.2	200	391	16	3.2
FR633210016	**A48 2ESX 24V**	2X280	2X2500	24	2X7.2	200	391	16	3.2

Potenza termica

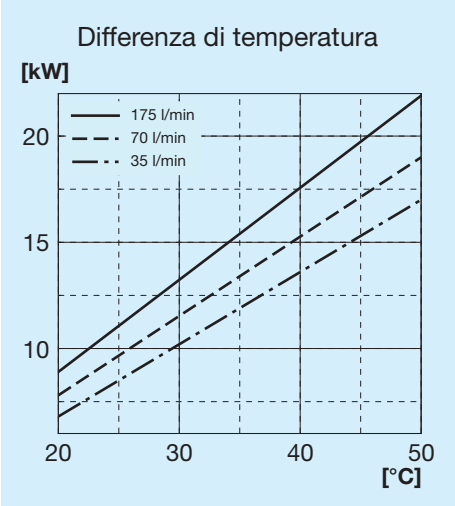

Perdita di carico passaggio radiatore

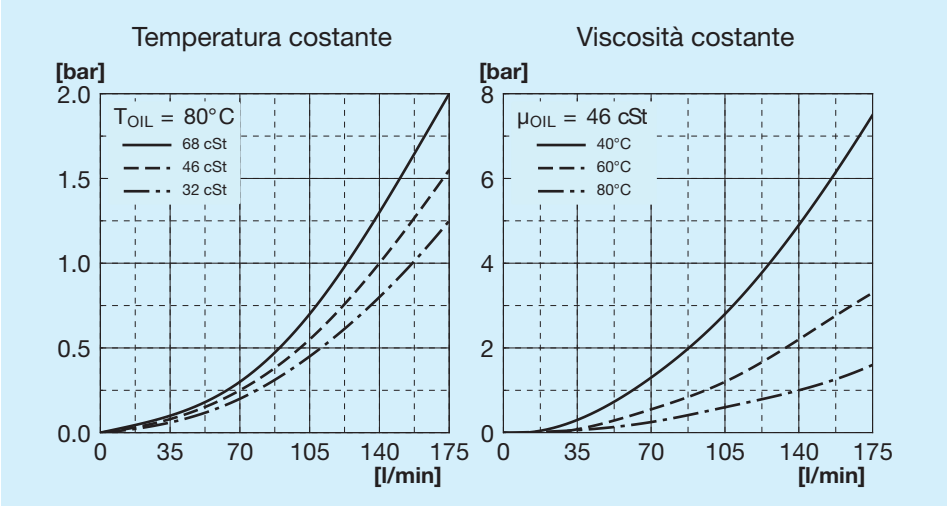

Perdita di carico passaggio bypass

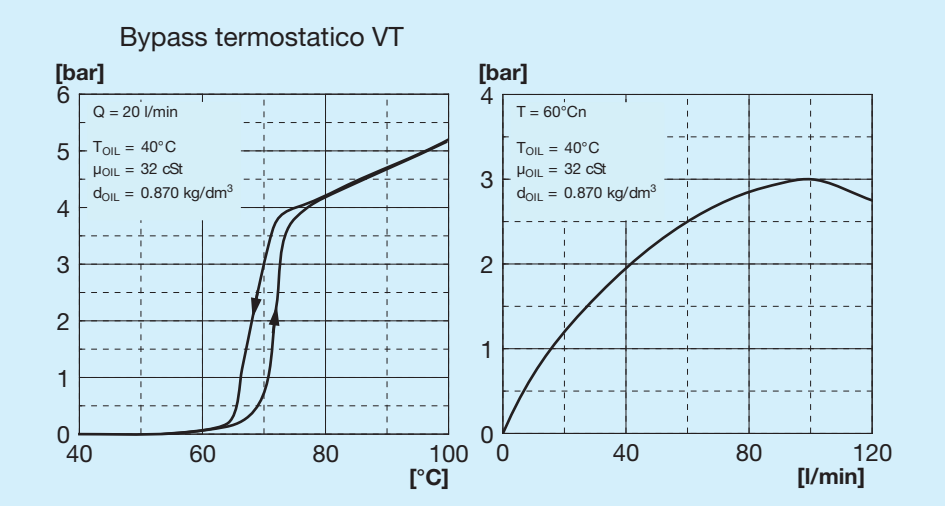

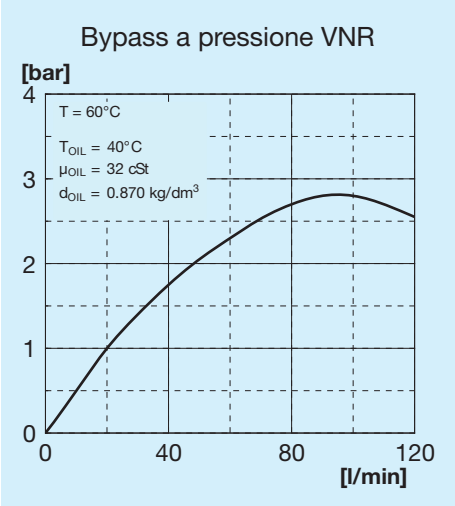

Valvole bypass

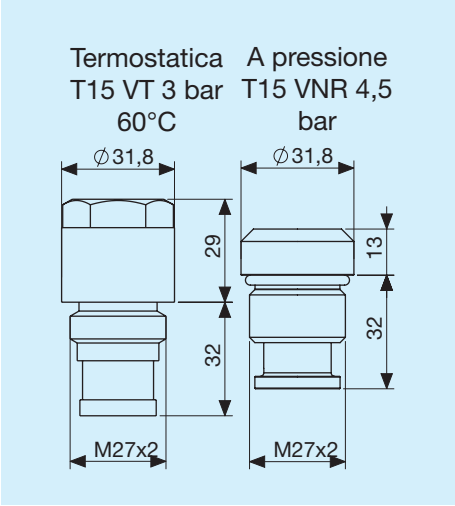

Legenda

A48	Tipo di scambiatore
2E	2 Elettroventole
A	Aspirante
S	Soffiante
AP	Aspirante potenziato
SP	Soffiante potenziato
AX	Aspirante superpotenziato
SX	Soffiante superpotenziato
12V	Tensione elettroventola
24V	Tensione elettroventola
T15 VT	Valvola bypass termostatica 3 bar 60°C
T15 VNR	Valvola bypass a pressione 4,5 bar

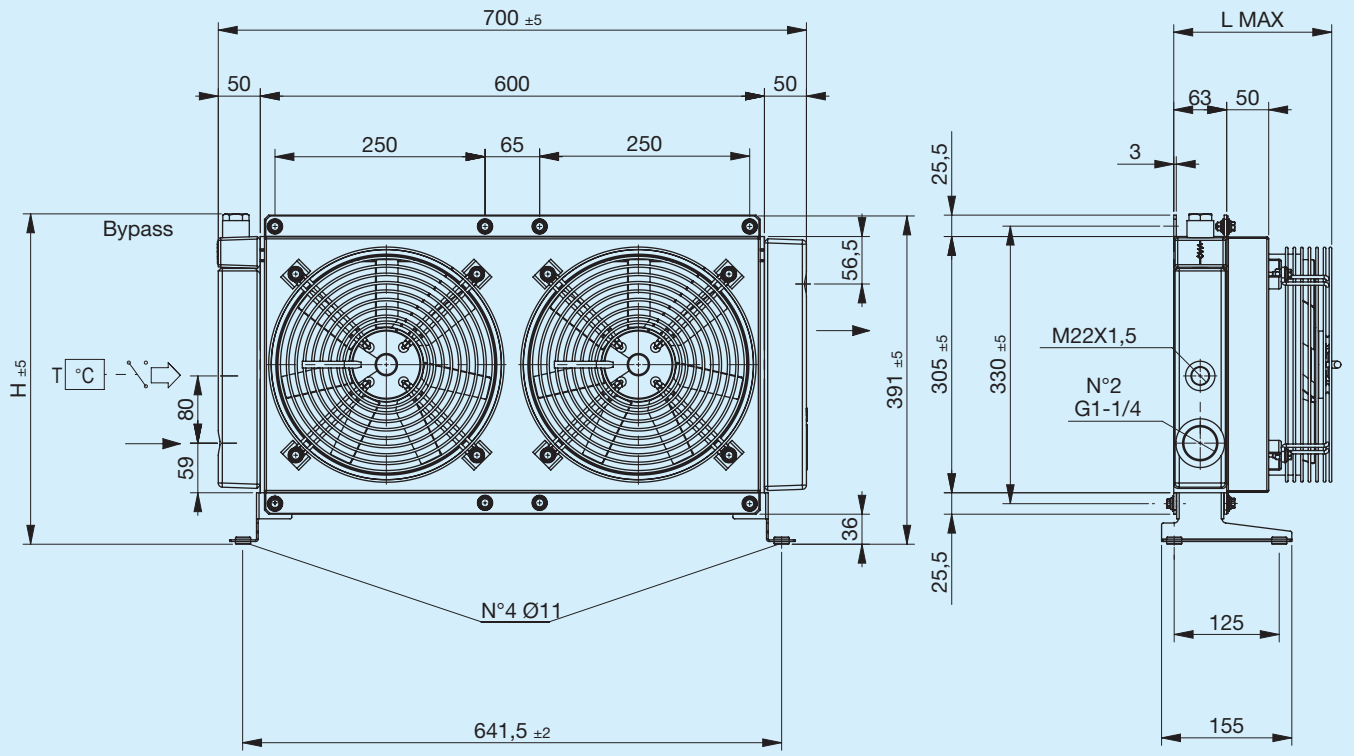

Piede di supporto non incluso (vedi Accessori)

Codice	Descrizione	ΦVentola mm	Potenza W	Frequenza Hz	Velocità min-¹	Protezione IP	L Max mm	H mm	Massa Kg	Capacità l
FR633213131	**A48 2EA 230V bypass T15 V.T. 3 bar 60°C**	2X250	150	50 60	2450 2600	44	188	391	14	3.2
FR633213132	**A48 2ES 230V bypass T15 V.T. 3 bar 60°C**	2X250	150	50 60	2450 2600	44	188	391	14	3.2
FR633211031	**A48 2EA 230V bypass T15 VNR 4.5 bar**	2X250	150	50 60	2450 2600	44	188	375	14	3.2
FR633211032	**A48 2ES 230V bypass T15 VNR 4.5 bar**	2X250	150	50 60	2450 2600	44	188	375	14	3.2
FR633213121	**A48 2EA 400V bypass T15 V.T. 3 bar 60°C**	2X250	140	50 60	2500 2650	44	188	391	14	3.2
FR633213122	**A48 2ES 400V bypass T15 V.T. 3 bar 60°C**	2X250	140	50 60	2500 2650	44	188	391	14	3.2
FR633211021	**A48 2EA 400V bypass T15 VNR 4.5 bar**	2X250	140	50 60	2500 2650	44	188	375	14	3.2
FR633211022	**A48 2ES 400V bypass T15 VNR 4.5 bar**	2X250	140	50 60	2500 2650	44	188	375	14	3.2
FR633210031	**A48 2EA 230V**	2X250	150	50 60	2450 2600	44	188	391	14	3.2
FR633210032	**A48 2ES 230V**	2X250	150	50 60	2450 2600	44	188	391	14	3.2
FR633210021	**A48 2EA 400V**	2X250	140	50 60	2500 2650	44	188	391	14	3.2
FR633210022	**A48 2ES 400V**	2X250	140	50 60	2500 2650	44	188	391	14	3.2

Potenza termica

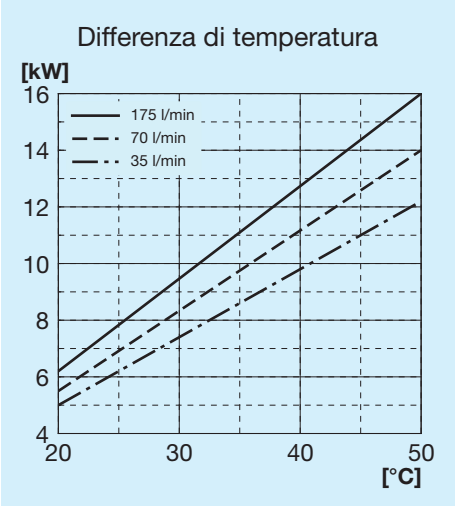

Perdita di carico passaggio radiatore

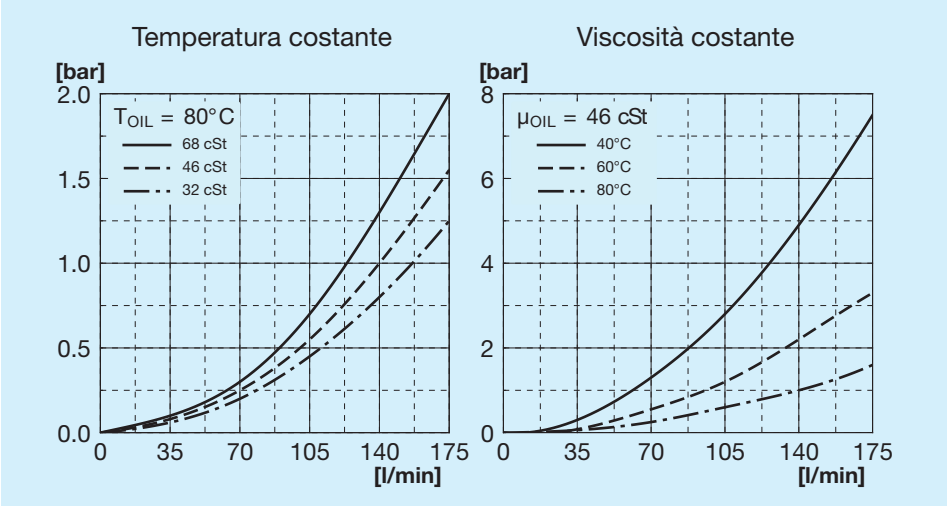

Perdita di carico passaggio bypass

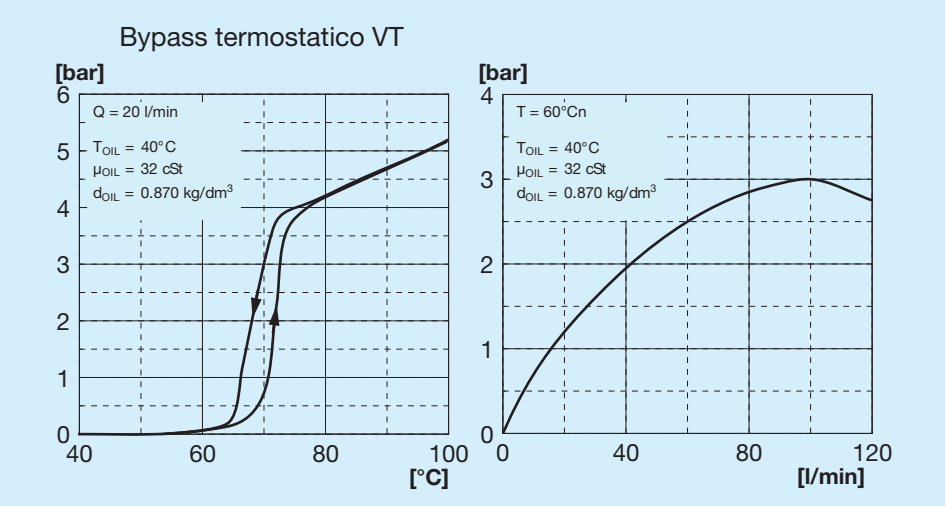

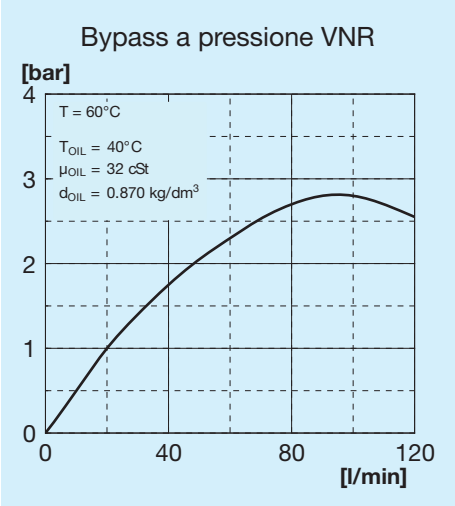

Valvole bypass

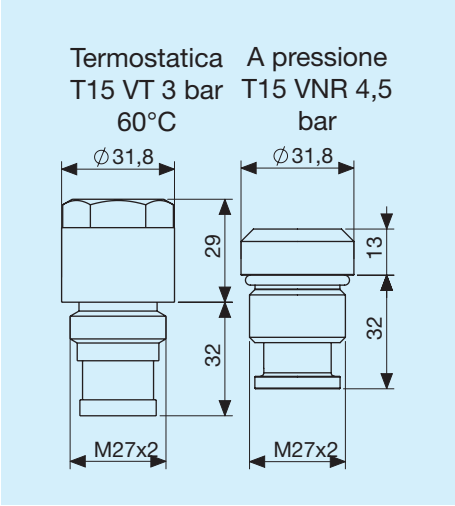

Legenda

A48	Tipo di scambiatore
2E	2 Elettroventole
A	Aspirante
S	Soffiante
230V	Tensione elettroventola
400V	Tensione elettroventola
T15 VT	Valvola bypass termostatica 3 bar 60°C
T15 VNR	Valvola bypass a pressione 4,5 bar

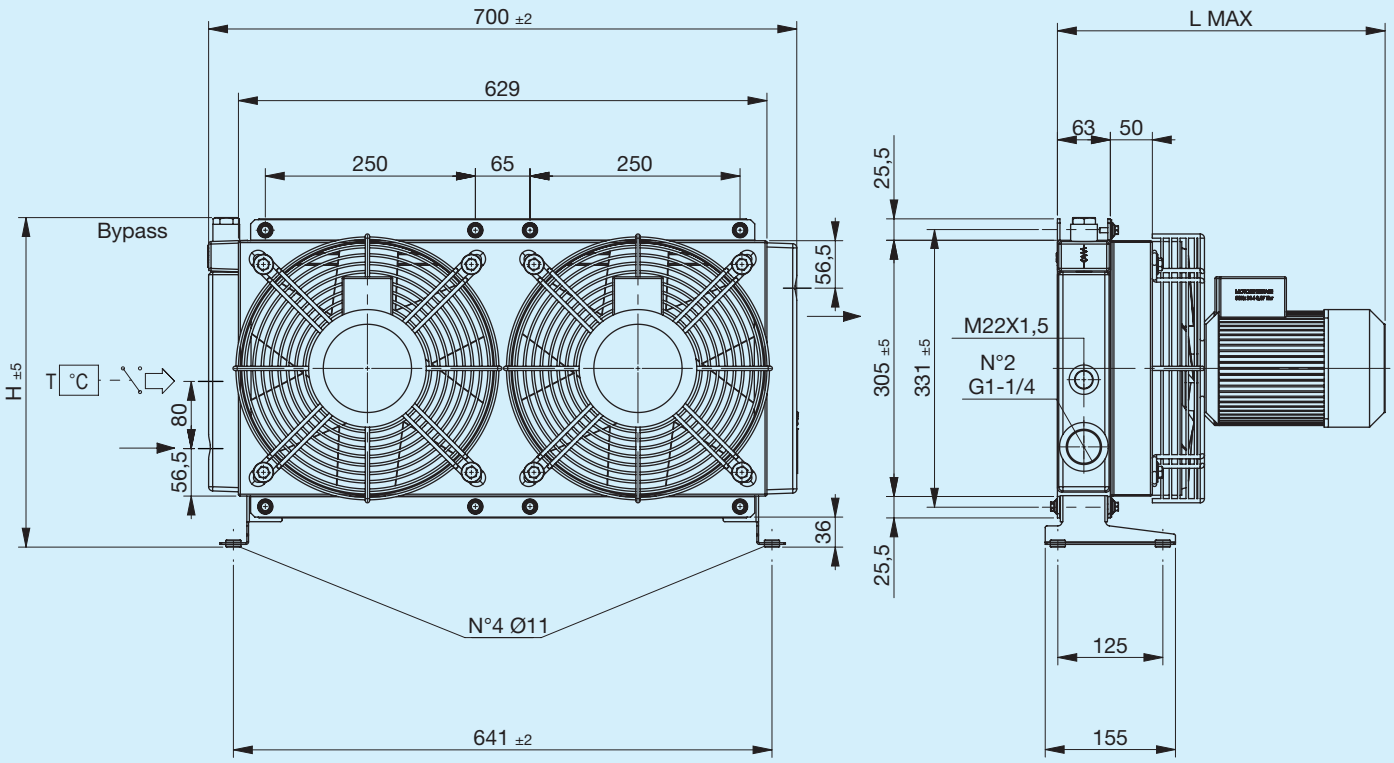

Piede di supporto non incluso (vedi Accessori)

Codice	Descrizione	ΦVentola mm	Potenza W	Frequenza Hz	Velocità min-¹	Protezione IP	L Max mm	H mm	Massa Kg	Capacità l
FR633213141	**A48 2EA 230V-B14 bypass T15 V.T. 3 bar 60°C**	2X290	370	50	2790	65	390	391	23	3.2
FR633213142	**A48 2ES 230V-B14 bypass T15 V.T. 3 bar 60°C**	2X290	370	50	2790	65	390	391	23	3.2
FR633211041	**A48 2EA 230V-B14 bypass T15 VNR 4.5 bar**	2X290	370	50	2790	65	390	375	23	3.2
FR633211042	**A48 2ES 230V-B14 bypass T15 VNR 4,5 bar**	2X290	370	50	2790	65	390	375	23	3.2
FR633213151	**A48 2EA 400V-B14 bypass T15 V.T. 3 bar 60°C**	2X290	370	50	2790	65	390	391	23	3.2
FR633213152	**A48 2ES 400V-B14 bypass T15 V.T. 3 bar 60°C**	2X290	370	50	2790	65	390	391	23	3.2
FR633211051	**A48 2EA 400V-B14 bypass T15 VNR 4.5 bar**	2X290	370	50	2790	65	390	375	23	3.2
FR633211052	**A48 2ES 400V-B14 bypass T15 VNR 4.5 bar**	2X290	370	50	2790	65	390	375	23	3.2
FR633210041	**A48 2EA 230V-B14**	2X290	370	50	2790	65	390	391	23	3.2
FR633210042	**A48 2ES 230V-B14**	2X290	370	50	2790	65	390	391	23	3.2
FR633210051	**A48 2EA 400V-B14**	2X290	370	50	2790	65	390	391	23	3.2
FR633210052	**A48 2ES 400V-B14**	2X290	370	50	2790	65	390	391	23	3.2

Potenza termica

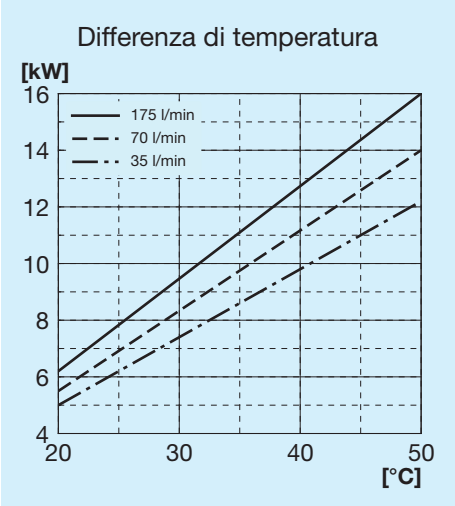

Perdita di carico passaggio radiatore

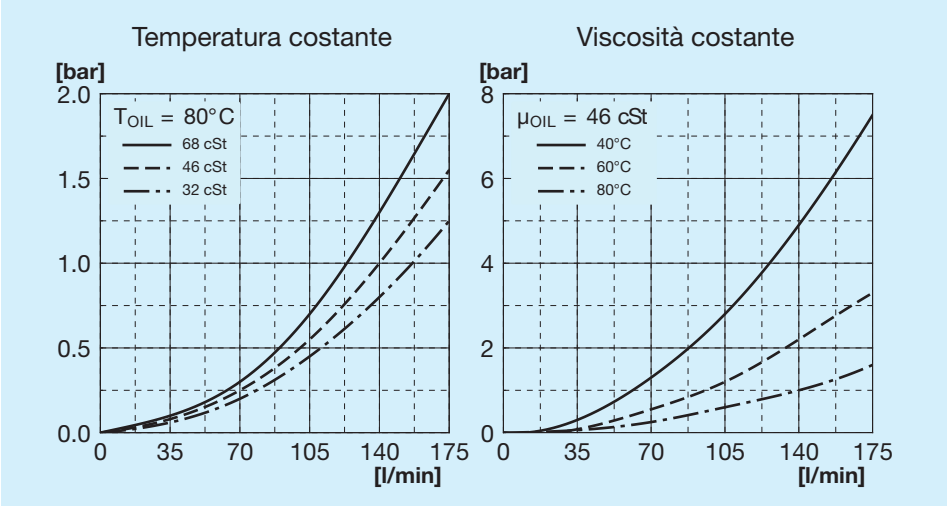

Perdita di carico passaggio bypass

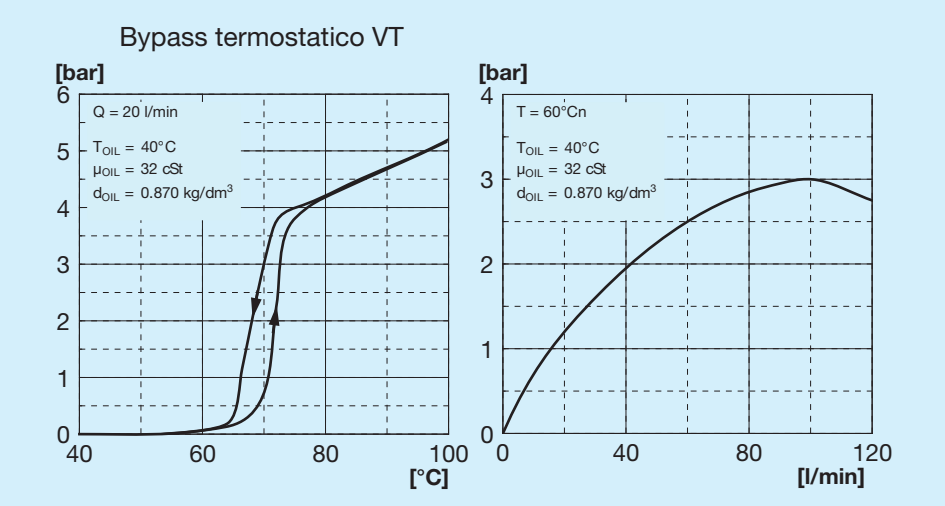

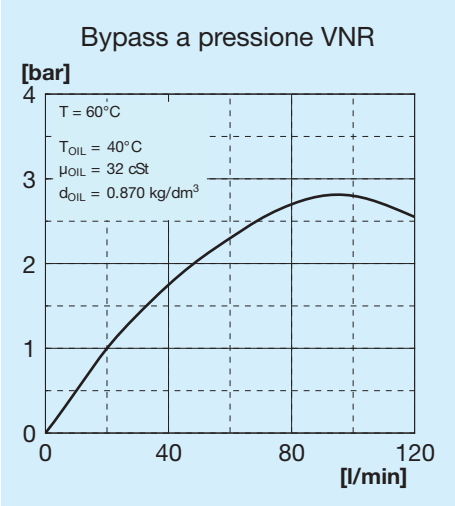

Valvole bypass

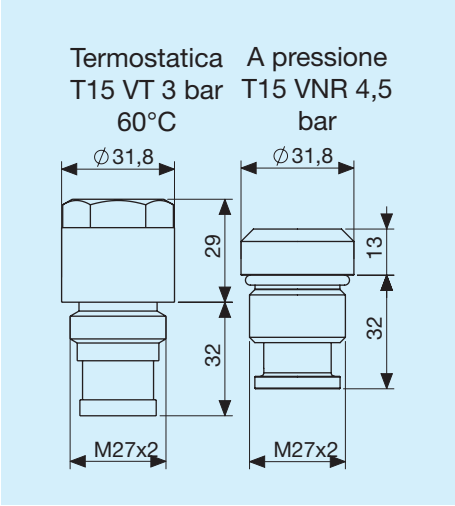

Legenda

A48	Tipo di scambiatore
2E	2 Elettroventole
A	Aspirante
S	Soffiante
230V B14	Tensione elettroventola
400V B14	Tensione elettroventola
T15 VT	Valvola bypass termostatica 3 bar 60°C
T15 VNR	Valvola bypass a pressione 4,5 bar

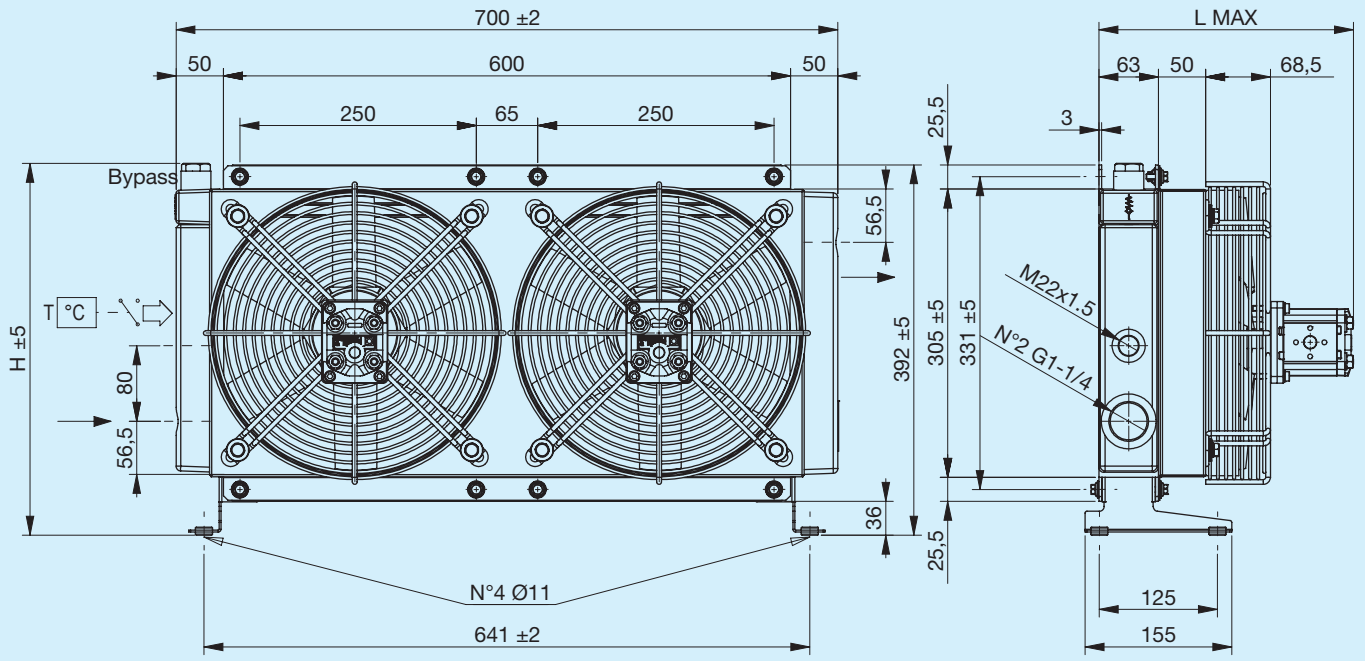

Piede di supporto non incluso (vedi Accessori)

Codice	Descrizione	ΦVentola mm	Cilindrata motore cm3/h	L Max mm	H mm	Massa Kg	Capacità l
FR634213103	**A48 IA MOT.IDR. GR1 bypass T15 V.T. 3 bar 60°C**	2X290	6	271	391	19	3.2
FR634213104	**A48 IS MOT.IDR. GR1 bypass T15 V.T. 3 bar 60°C**	2X290	6	271	391	19	3.2
FR634211003	**A48 IA MOT.IDR. GR1 bypass T15 VNR 4.5 bar**	2X290	6	271	375	19	3.2
FR634211004	**A48 IS MOT.IDR. GR1 bypass T15 VNR 4.5 bar**	2X290	6	271	375	19	3.2
FR634210003	**A48 IA MOT.IDR. GR1**	2X290	6	271	391	19	3.2
FR634210004	**A48 IS MOT.IDR. GR1**	2X290	6	271	391	19	3.2

Potenza termica

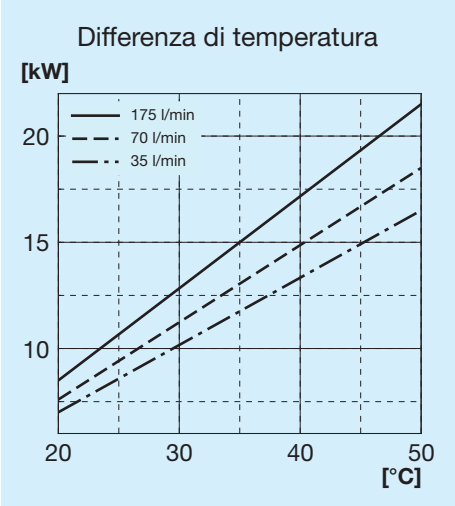

Perdita di carico passaggio radiatore

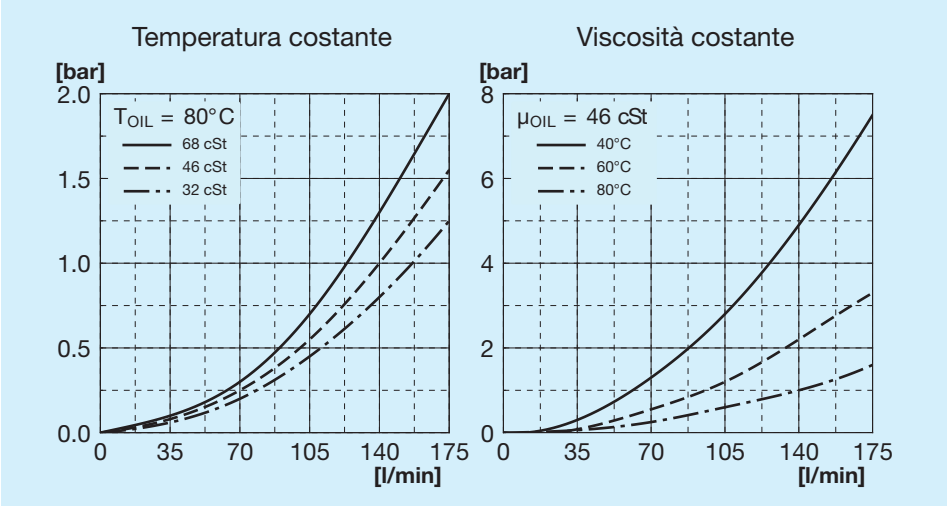

Perdita di carico passaggio bypass

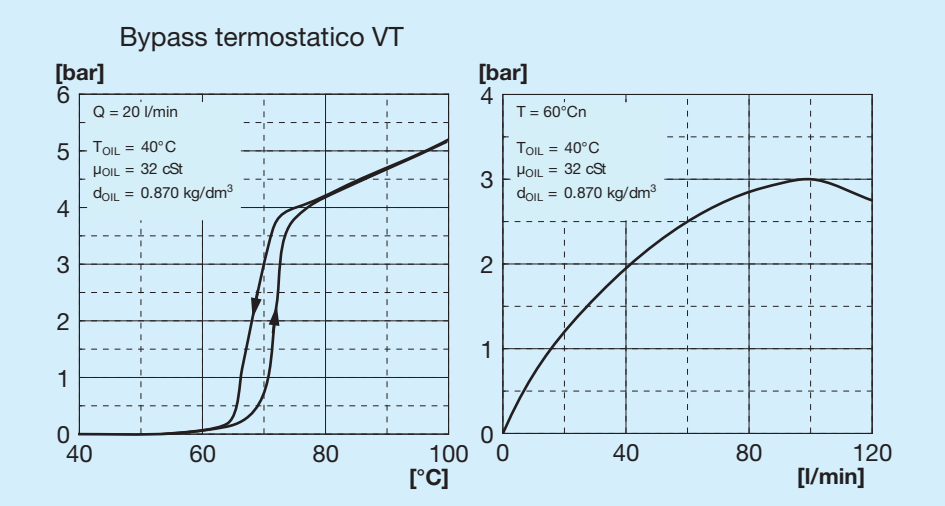

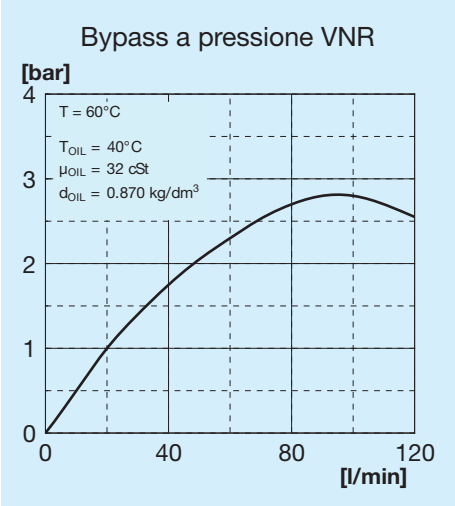

Valvole bypass

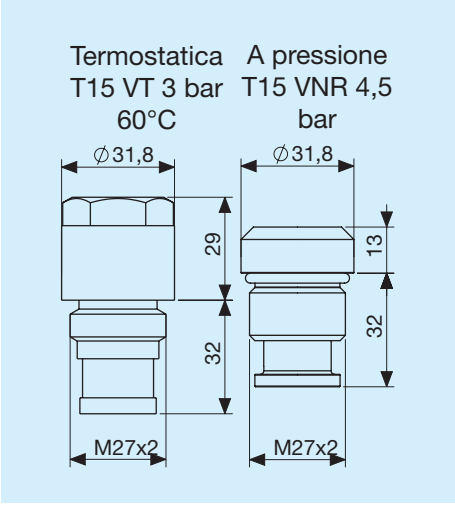

Legenda

A48	Tipo di scambiatore
IA	Idraulico Aspirante
IS	Idraulico Soffiante
PRED.	Con supporto motore
MOT. IDR.	Con motore a supporto integrato
GR1	Gruppo 1
GR2	Gruppo 2
T15 VT	Valvola bypass termostatica 3 bar 60°C
T15 VNR	Valvola bypass a pressione 4,5 bar

Piede di supporto sinistro

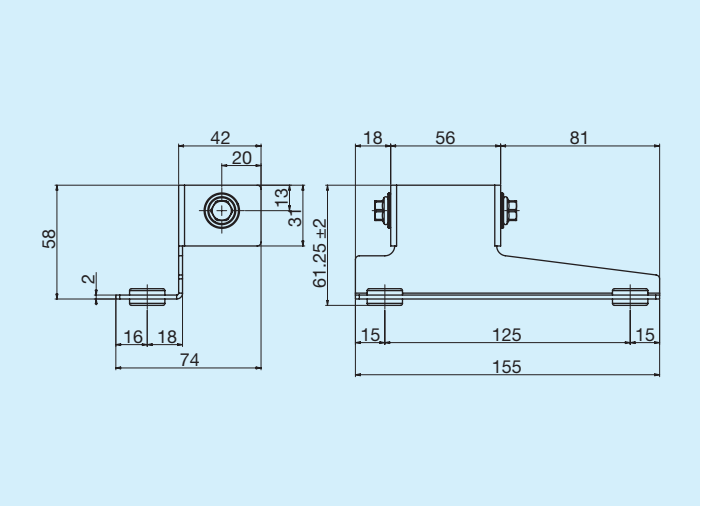

	Codice
Linkseitiger Stützfuß	FR290000011R

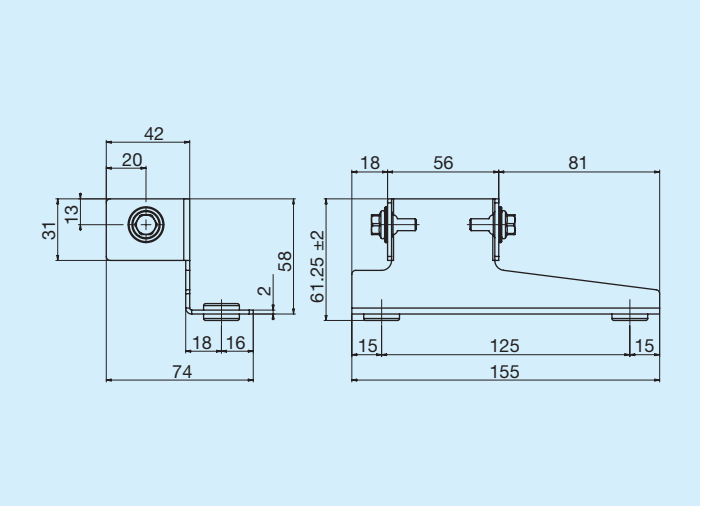

	Codice
Rechtsseitiger Stützfuß	FR290000012R

Termostati

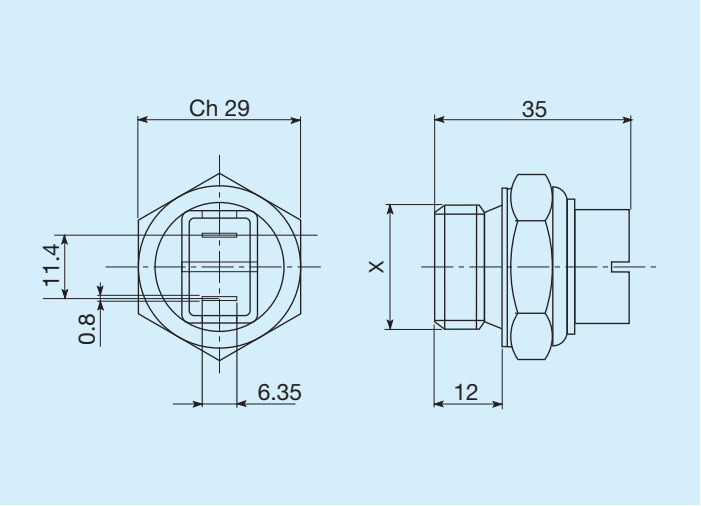

Temperature di intervento C°	Filettatura	Codice
45 - 35	M22 x 1,5	FR361104535R
60 - 50	M22 x 1,5	FR361106050R
80 - 70	M22 x 1,5	FR361108070R
82 - 68	M22 x 1,5	FR361108268R
85 - 76	M22 x 1,5	FR361108576R

Termostati protetti IP54

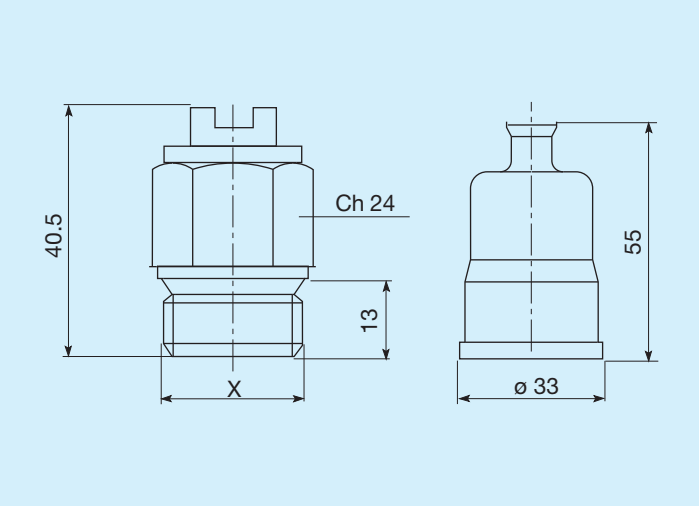

Temperature di intervento C°	Filettatura	Codice
45 - 35	M22 x 1,5	FR361124535R
50 - 40	M22 x 1,5	FR361125040R
60 - 50	M22 x 1,5	FR361126050R
70 - 60	M22 x 1,5	FR361127060R
80 -70	M22 x 1,5	FR361128070R

Termostati protetti IP65

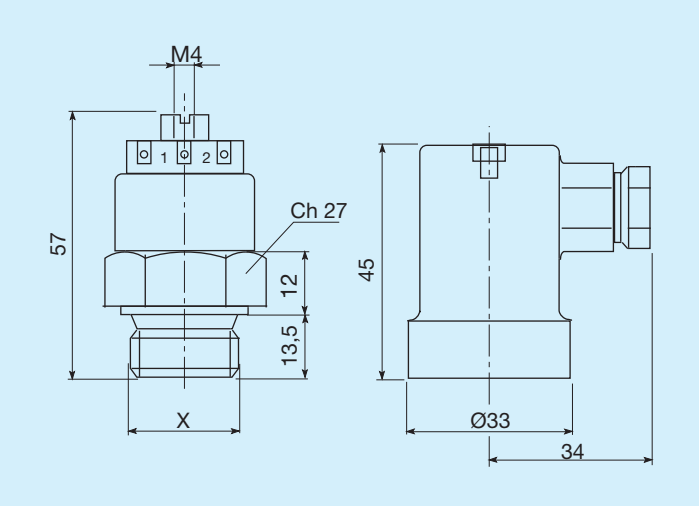

Temperature di intervento C°	Filettatura	Codice
45 - 35	M22 x 1,5	FR361154535R
47 - 36	M22 x 1,5	FR361155040R
60 - 50	M22 x 1,5	FR361176050R
80 - 70	M22 x 1,5	FR361158070R