A50

Antes de usar, leer atentamente el documento INSTRUCCIONES GENERALES DE USO DE LOS INTERCAMBIADORES DE CALOR.

Dimensiones

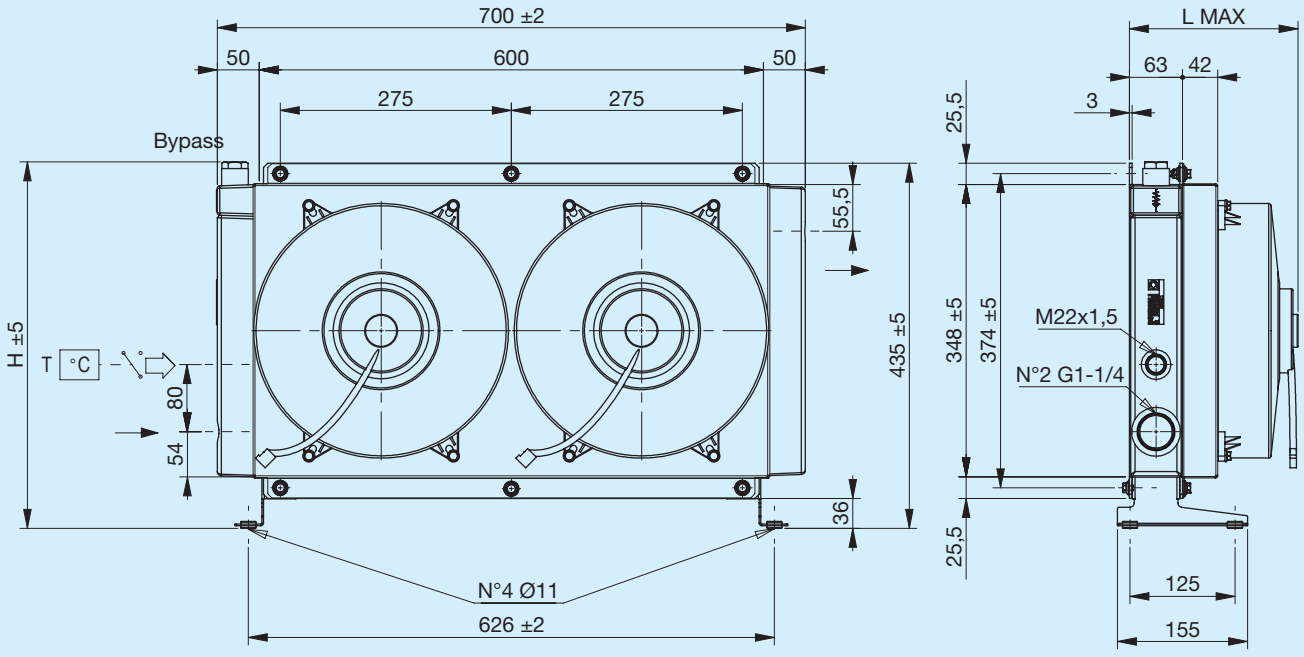

Pie de soporte no incluido (ver Accesorios)

Código	Descripción	ΦVentilador mm	Caudal de aire m³/h	Tensión V	Intensidad A	L Máx. mm	H mm	Masa Kg	Capacidad l
FR633103105	**A50 2EAX 12V bypass T15 V.T. 3 bar 60 °C**	2x280	2x2350	12	2x12.5	200	436	18	3.4
FR633103106	**A50 2ESX 12V bypass T15 V.T. 3 bar 60 °C**	2x280	2x2350	12	2x12.5	200	436	18	3.4
FR633101005	**A50 2EAX 12V bypass T15 VNR 4,5 bar**	2x280	2x2350	12	2x12.5	200	420	18	3.4
FR633101006	**A50 2ESX 12V bypass T15 VNR 4,5 bar**	2x280	2x2350	12	2x12.5	200	420	18	3.4
FR633103115	**A50 2EAX 24V bypass T15 V.T. 3 bar 60 °C**	2x280	2x2500	24	2x7.2	200	436	18	3.4
FR633103116	**A50 2ESX 24V bypass T15 V.T. 3 bar 60 °C**	2x280	2x2500	24	2x7.2	200	436	18	3.4
FR633101015	**A50 2EAX 24V bypass T15 VNR 4,5 bar**	2x280	2x2500	24	2x7.2	200	420	18	3.4
FR633101016	**A50 2ESX 24V bypass T15 VNR 4,5 bar**	2x280	2x2500	24	2x7.2	200	420	18	3.4
FR633100003	**A50 2EAP 12V**	2x280	2x1420	12	2X8.7	160	437	15.5	3.4
FR633100004	**A50 2ESP 12V**	2x280	2x1420	12	2X8.7	160	437	15.5	3.4
FR633100005	**A50 2EAX 12V**	2x280	2x2350	12	2X12.5	200	437	18	3.4
FR633100006	**A50 2ESX 12V**	2x280	2x2350	12	2X12.5	200	437	18	3.4
FR633100013	**A50 2EAP 24V**	2x280	2x1600	24	2X4.7	160	437	15.5	3.4
FR633100014	**A50 2ESP 24V**	2x280	2x1600	24	2X4.7	160	437	15.5	3.4
FR633100015	**A50 2EAX 24V**	2x280	2x2500	24	2X7.2	200	437	18	3.4
FR633100016	**A50 2ESX 24V**	2x280	2x2500	24	2X7.2	200	437	18	3.4

Potencia térmica

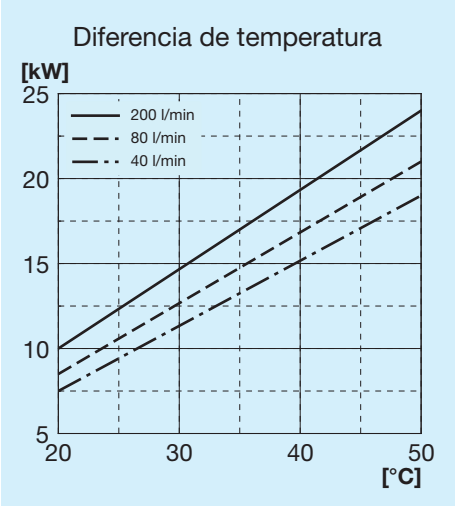

Pérdida de carga paso radiador

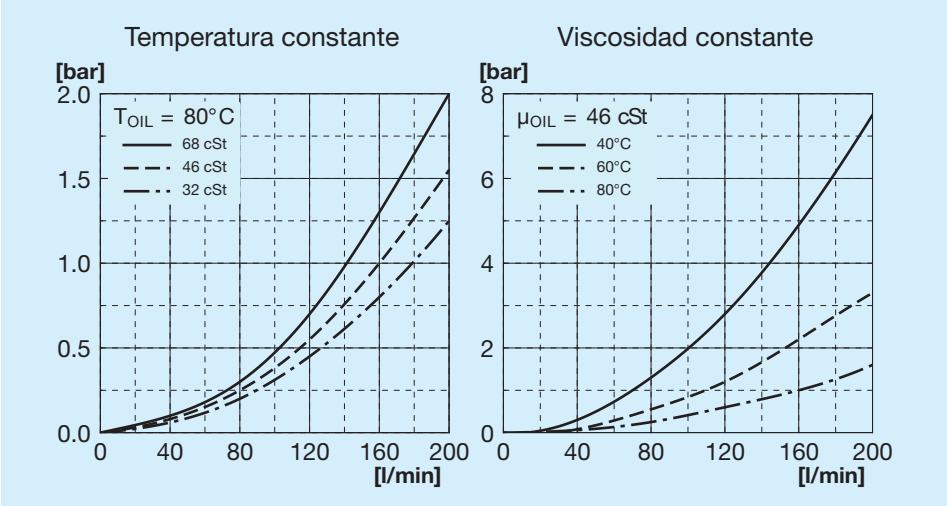

Pérdida de carga paso bypass

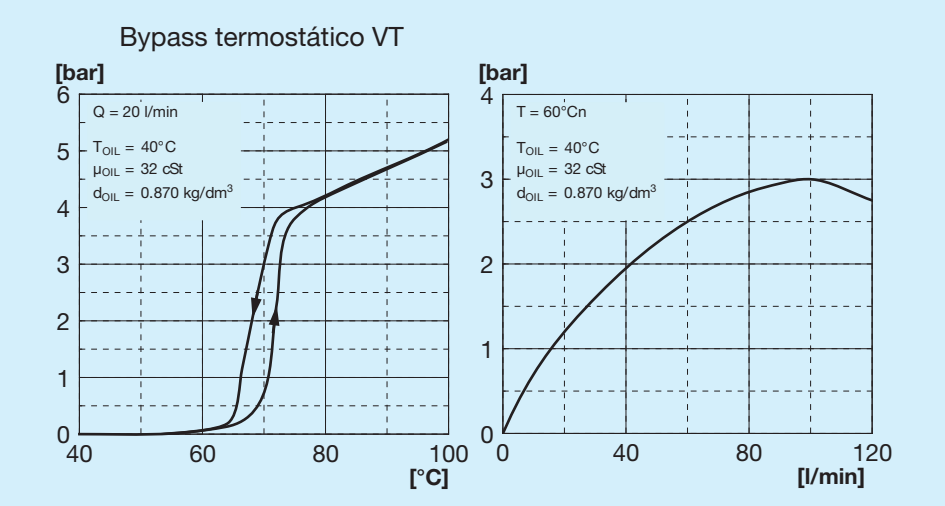

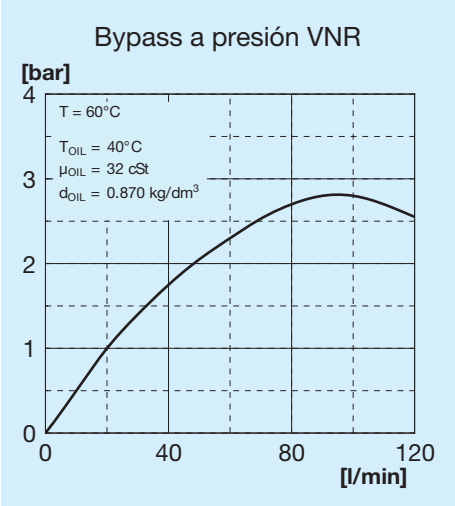

Válvulas de bypass

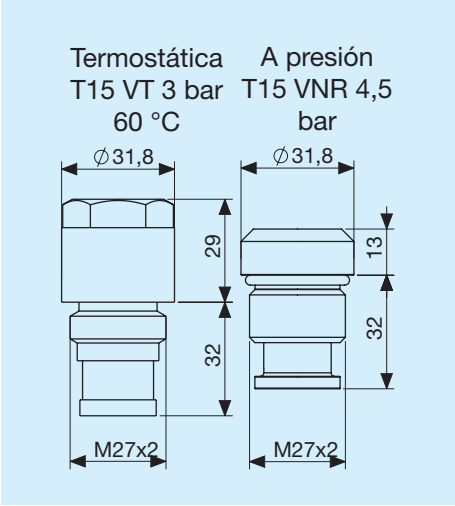

Leyenda

A50	Tipo de intercambiador
2E	2 Electroventiladores
A	Aspirante
S	Soplante
AP	Aspirante potenciado
SP	Soplante potenciado
AX	Aspirante superpotenciado
SX	Soplante superpotenciado
12V	Tensión electroventilador
24V	Tensión electroventilador
T15 VT	Válvula bypass termostática 3 bar 60 °C
T15 VNR	Válvula bypass a presión 4,5 bar

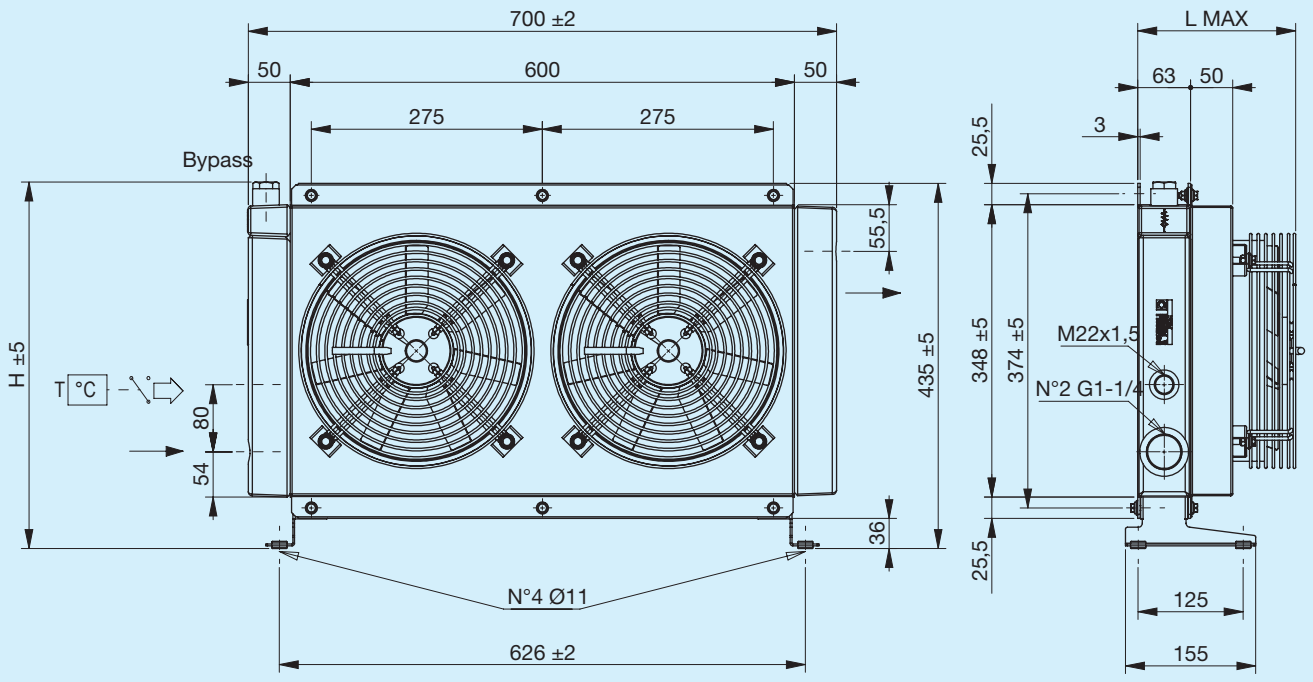

Pie de soporte no incluido (ver Accesorios)

Código	Descripción	ΦVentilador mm	Potencia W	Frecuencia Hz	Velocidad min-¹	Protección IP	L Máx. mm	H mm	Masa Kg	Capacidad l
FR633103131	**A50 2EA 230V bypass T15 V.T. 3 bar 60 °C**	2x250	150	50 60	2450 2600	44	188	436	18	3.4
FR633103132	**A50 2ES 230V bypass T15 V.T. 3 bar 60 °C**	2x250	150	50 60	2450 2600	44	188	436	18	3.4
FR633101031	**A50 2EA 230V bypass T15 VNR 4,5 bar**	2x250	150	50 60	2450 2600	44	188	420	18	3.4
FR633101032	**A50 2ES 230V bypass T15 VNR 4,5 bar**	2x250	150	50 60	2450 2600	44	188	420	18	3.4
FR633103121	**A50 2EA 400V bypass T15 V.T. 3 bar 60 °C**	2x250	140	50 60	2500 2650	44	188	436	18	3.4
FR633103122	**A50 2ES 400V bypass T15 V.T. 3 bar 60 °C**	2x250	140	50 60	2500 2650	44	188	436	18	3.4
FR633101021	**A50 2EA 400V bypass T15 VNR 4,5 bar**	2x250	140	50 60	2500 2650	44	188	420	18	3.4
FR633101022	**A50 2ES 400V bypass T15 VNR 4,5 bar**	2x250	140	50 60	2500 2650	44	188	420	18	3.4
FR633100031	**A50 2EA 230V**	2x250	150	50 60	2450 2600	44	188	437	18	3.4
FR633100032	**A50 2ES 230V**	2x250	150	50 60	2450 2600	44	188	437	18	3.4
FR633100021	**A50 2EA 400V**	2x250	140	50 60	2500 2650	44	188	437	18	3.4
FR633100022	**A50 2ES 400V**	2x250	140	50 60	2500 2650	44	188	437	18	3.4

Potencia térmica

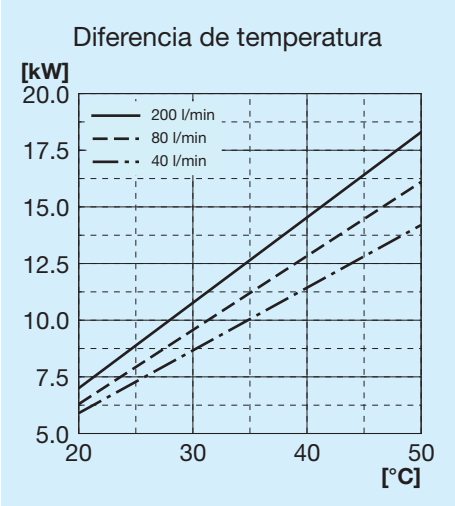

Pérdida de carga paso radiador

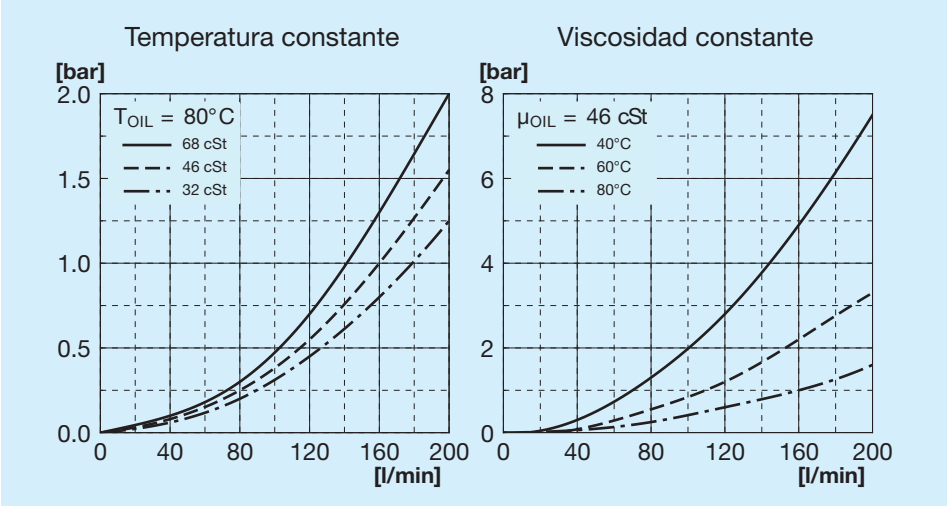

Pérdida de carga paso bypass

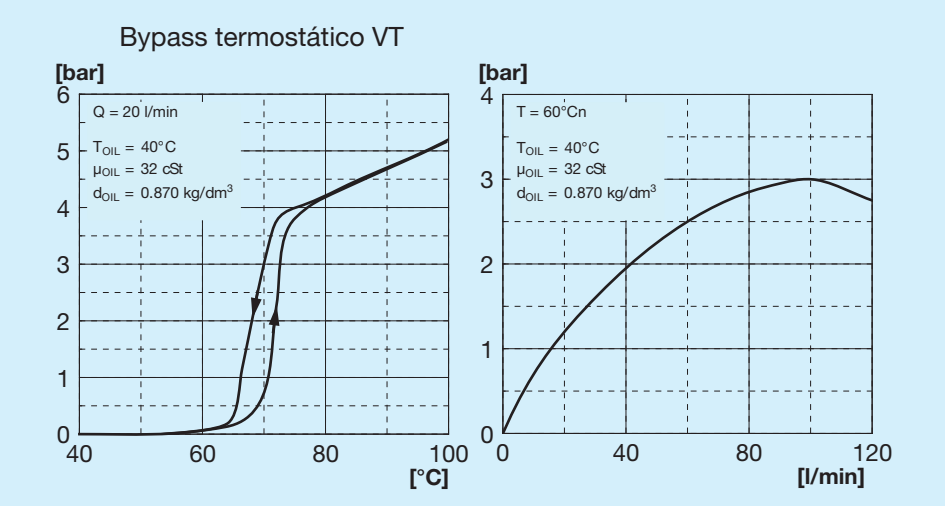

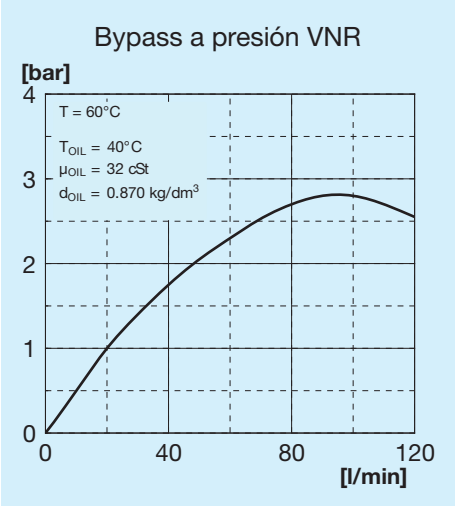

Válvulas de bypass

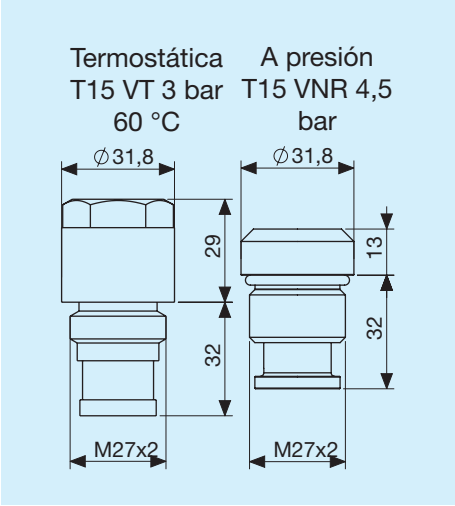

Leyenda

A50	Tipo de intercambiador
2E	2 Electroventiladores
A	Aspirante
S	Soplante
230V	Tensión electroventilador
400V	Tensión electroventilador
T15 VT	Válvula bypass termostática 3 bar 60 °C
T15 VNR	Válvula bypass a presión 4,5 bar

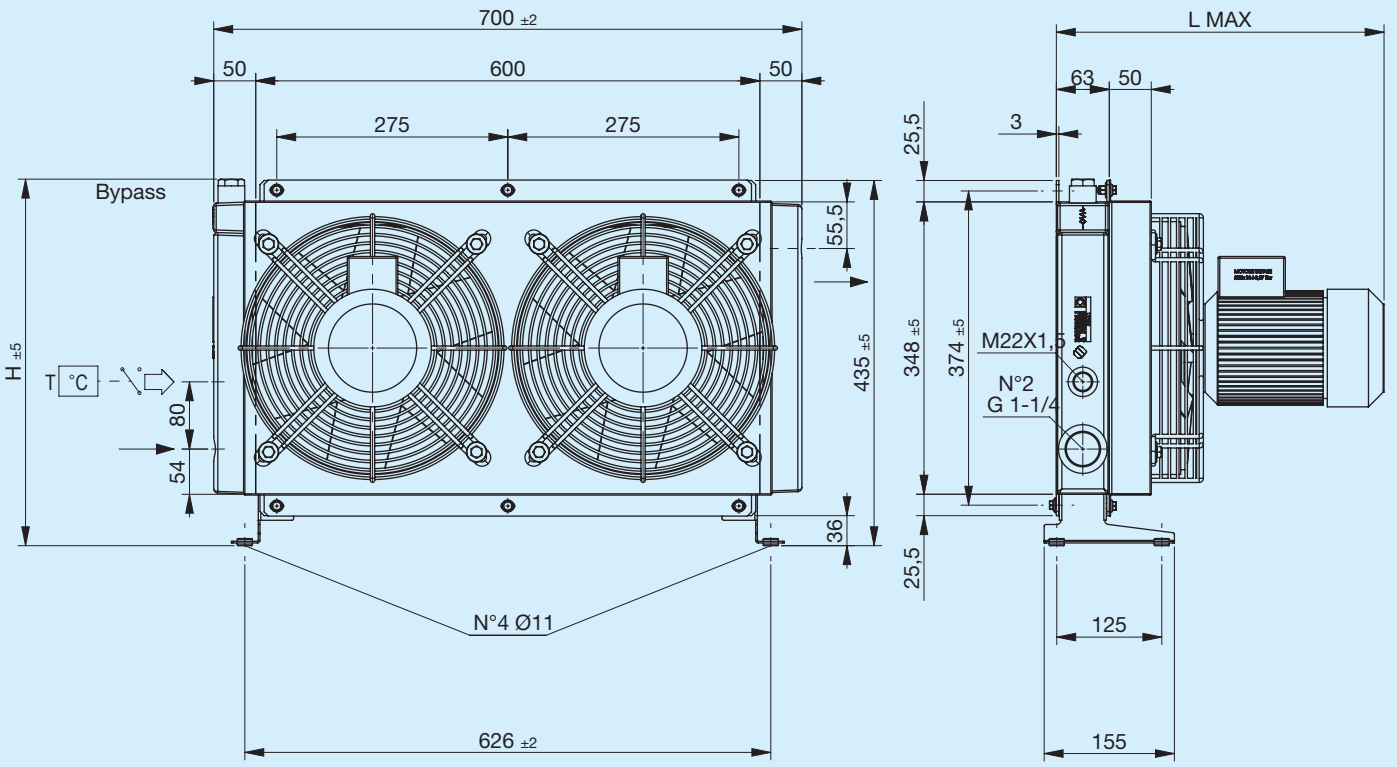

Pie de soporte no incluido (ver Accesorios)

Código	Descripción	ΦVentilador mm	Potencia W	Frecuencia Hz	Velocidad min-¹	Protección IP	L Máx. mm	H mm	Masa Kg	Capacidad l
FR633103141	**A50 2EA 230V-B14 bypass T15 V.T. 3 bar 60 °C**	2x290	370	50	2790	65	390	436	27	3.4
FR633103142	**A50 2EA 230V-B14 bypass T15 V.T. 3 bar 60 °C**	2x290	370	50	2790	65	390	436	27	3.4
FR633101041	**A50 2EA 230V-B14 bypass T15 VNR 4,5 bar**	2x290	370	50	2790	65	390	420	27	3.4
FR633101042	**A50 2EA 230V-B14 bypass T15 VNR 4,5 bar**	2x290	370	50	2790	65	390	420	27	3.4
FR633103151	**A50 2EA 400V-B14 bypass T15 V.T. 3 bar 60 °C**	2x290	370	50	2790	65	390	436	27	3.4
FR633103152	**A50 2ES 400V-B14 bypass T15 V.T. 3 bar 60 °C**	2x290	370	50	2790	65	390	436	27	3.4
FR633101051	**A50 2EA 400V-B14 bypass T15 VNR 4,5 bar**	2x290	370	50	2790	65	390	420	27	3.4
FR633101052	**A50 2ES 400V-B14 bypass T15 VNR 4,5 bar**	2x290	370	50	2790	65	390	420	27	3.4
FR633100041	**A50 2EA 230V-B14**	2x290	370	50	2790	65	390	437	27	3.4
FR633100042	**A50 2ES 230V-B14**	2x290	370	50	2790	65	390	437	27	3.4
FR633100051	**A50 2EA 400V-B14**	2x290	370	50	2790	65	390	437	27	3.4
FR633100052	**A50 2ES 400V-B14**	2x290	370	50	2790	65	390	437	27	3.4

BONDIOLI & PAVESI FIRA

Potencia térmica

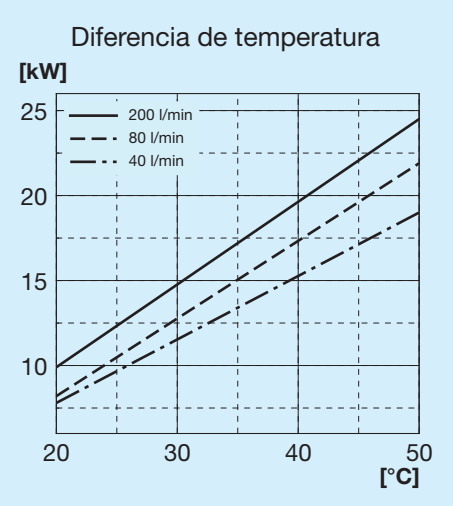

Pérdida de carga paso radiador

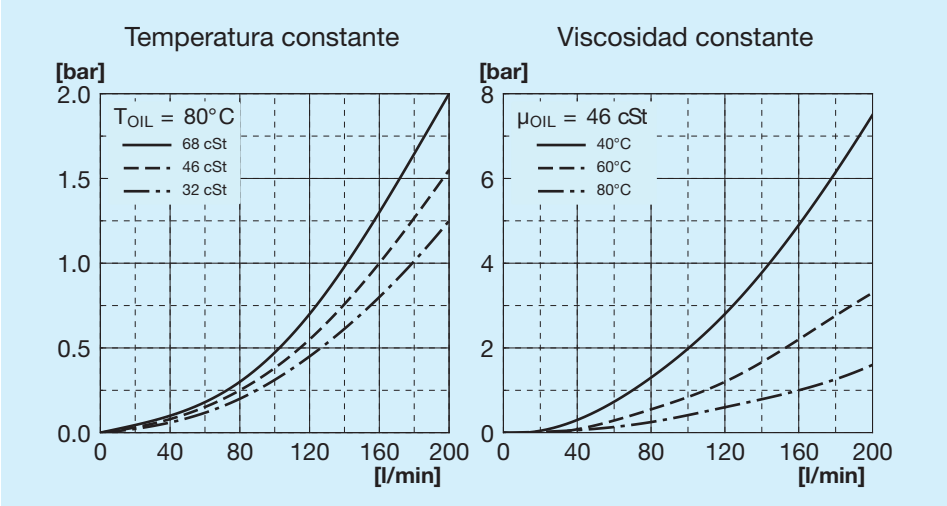

Pérdida de carga paso bypass

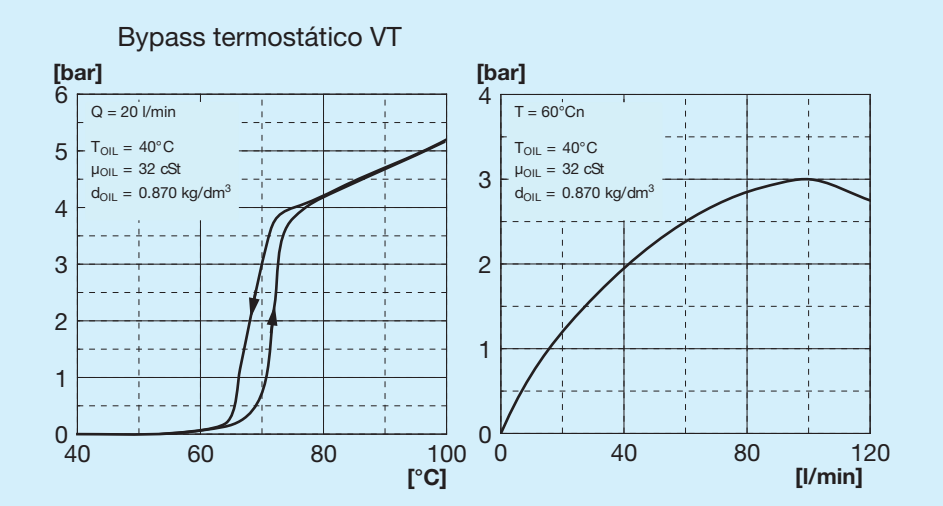

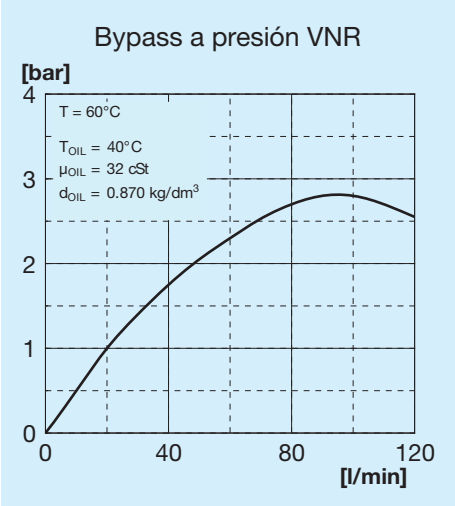

Válvulas de bypass

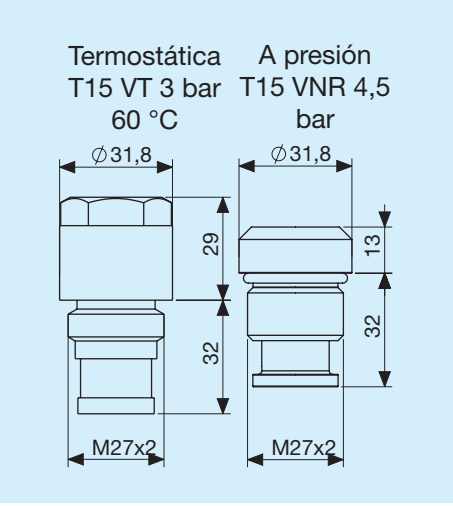

Leyenda

A50	Tipo de intercambiador
2E	2 Electroventiladores
A	Aspirante
S	Soplante
230V B14	Tensión electroventilador
400V B14	Tensión electroventilador
T15 VT	Válvula bypass termostática 3 bar 60 °C
T15 VNR	Válvula bypass a presión 4,5 bar

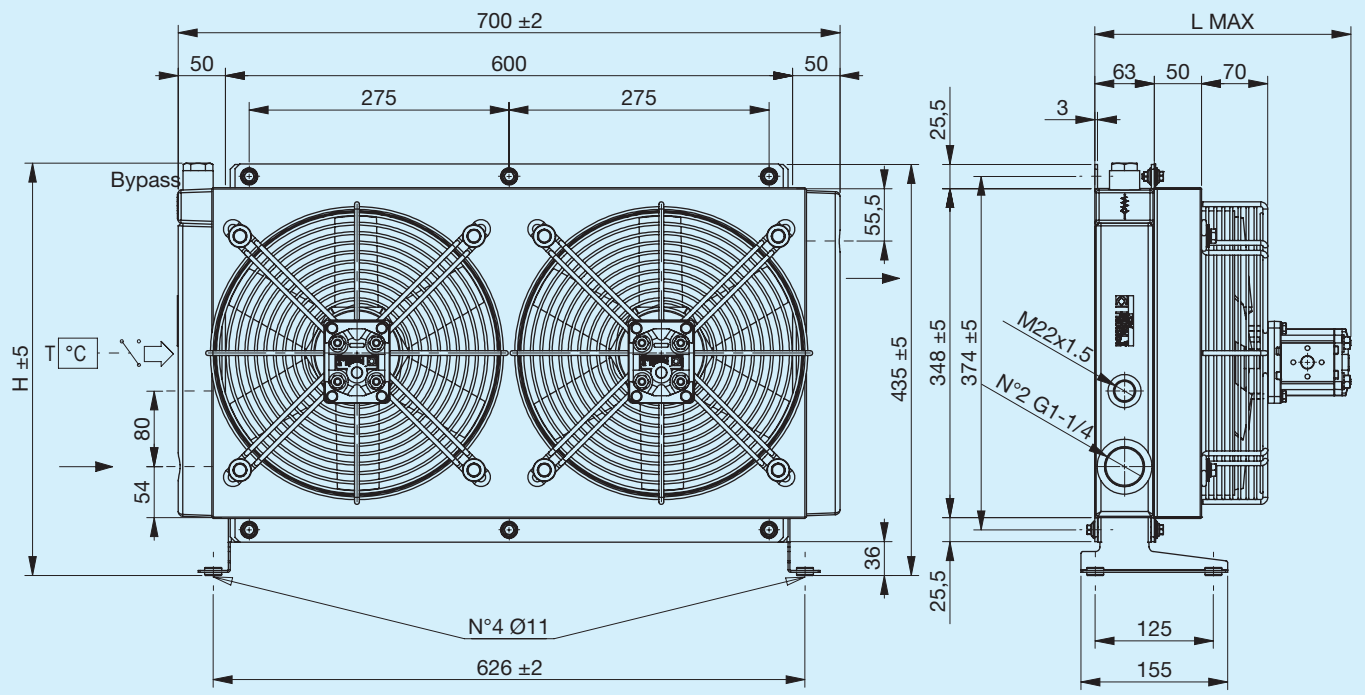

Pie de soporte no incluido (ver Accesorios)

Código	Descripción	ΦVentilador mm	Cilindrada del motor cm3	L Máx. mm	H mm	Masa Kg	Capacidad l
FR634103113	**A50 IA MOT.HIDR. GR1 bypass T15 V.T. 3 bar 60°C**	2x290	6	271	436	21	3.4
FR634103114	**A50 IS MOT.HIDR. GR1 bypass T15 V.T. 3 bar 60°C**	2x290	6	271	436	21	3.4
FR634101013	**A50 IA MOT.HIDR. GR1 bypass T15 VNR 4.5 bar**	2x290	6	271	420	21	3.4
FR634101014	**A50 IS MOT.HIDR. GR1 bypass T15 VNR 4.5 bar**	2x290	6	271	420	21	3.4
FR634100013	**A50 IA MOT.HIDR. GR1**	2x290	6	271	437	21	3.4
FR634100014	**A50 IS MOT.HIDR. GR1**	2x290	6	271	437	21	3.4

Potencia térmica

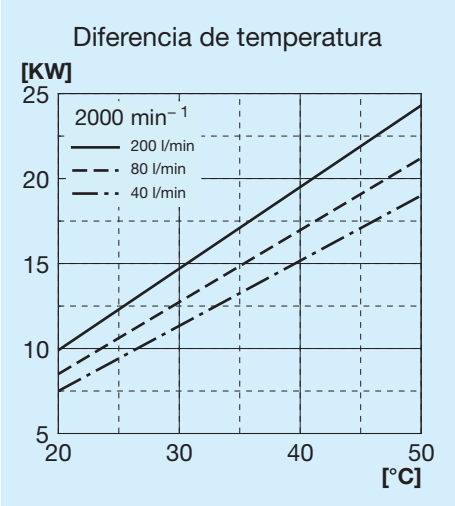

Pérdida de carga paso radiador

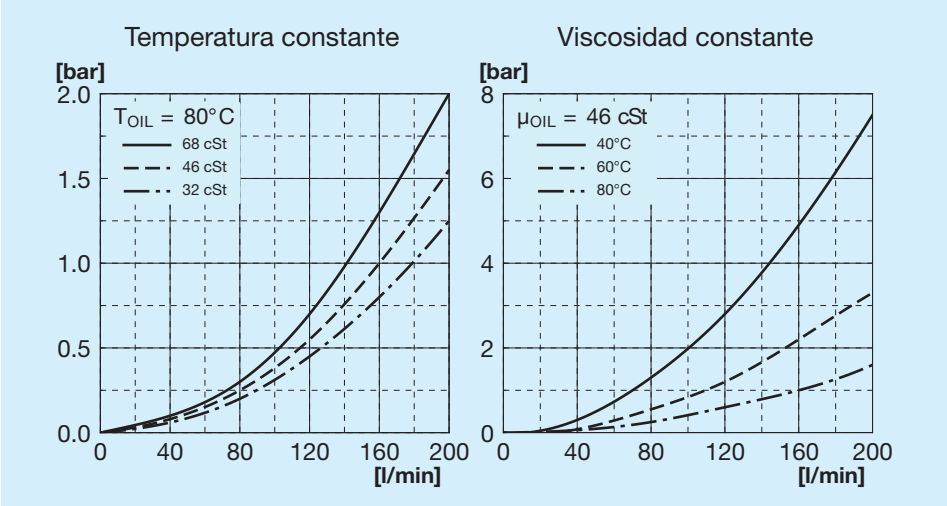

Pérdida de carga paso bypass

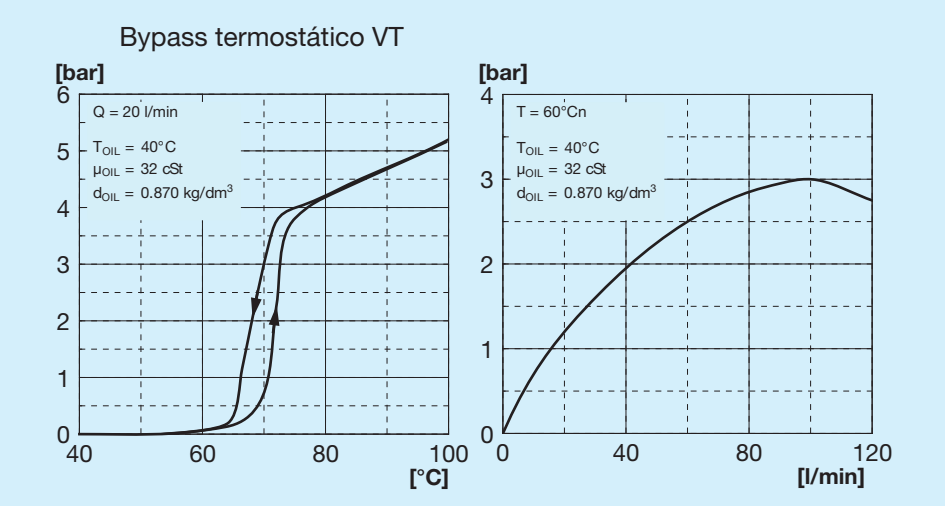

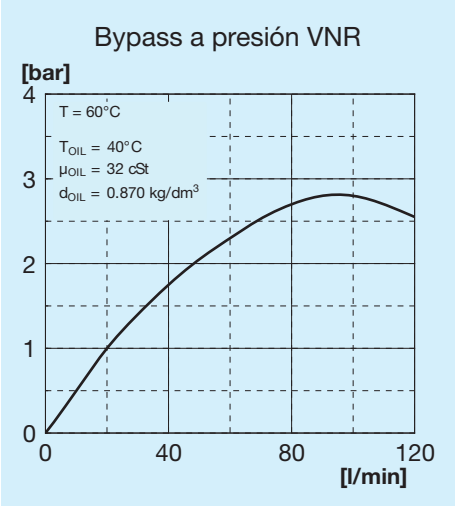

Válvulas de bypass

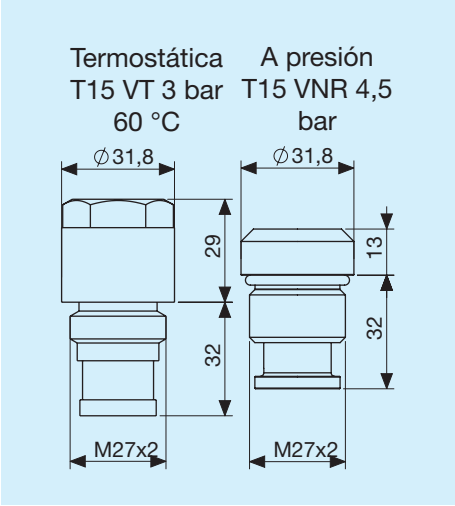

Leyenda

A50	Tipo de intercambiador
IA	Hidráulico Aspirante
IS	Hidráulico Soplante
PRED.	Con soporte motor
MOT. HIDR.	Con motor de soporte integrado
GR1	Grupo 1
GR2	Grupo 2
T15 VT	Válvula bypass termostática 3 bar 60 °C
T15 VNR	Válvula bypass a presión 4,5 bar

Pata de soporte izquierda

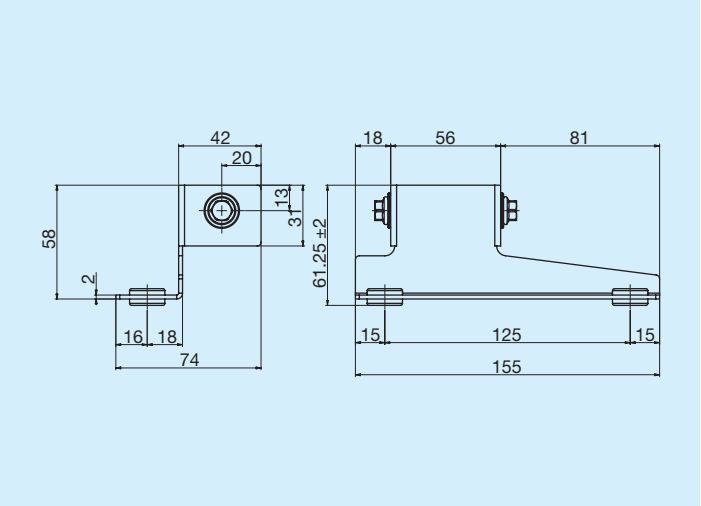

	Código
Pata de soporte izquierda	FR290000011R

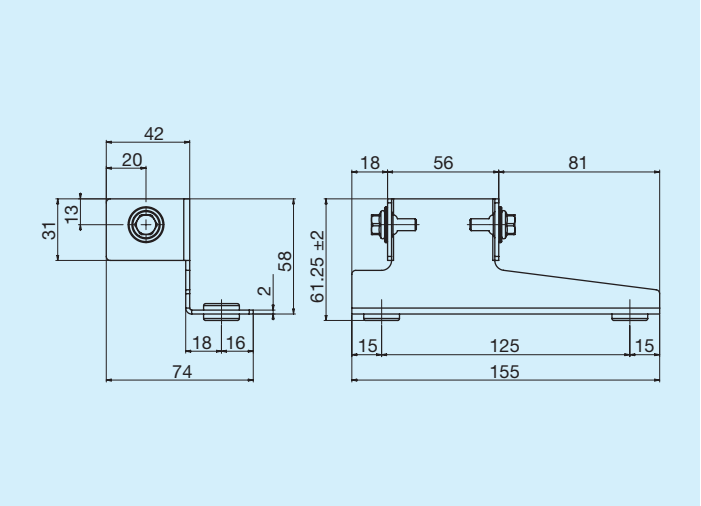

	Código
Pata de soporte derecha	FR290000012R

Termostatos

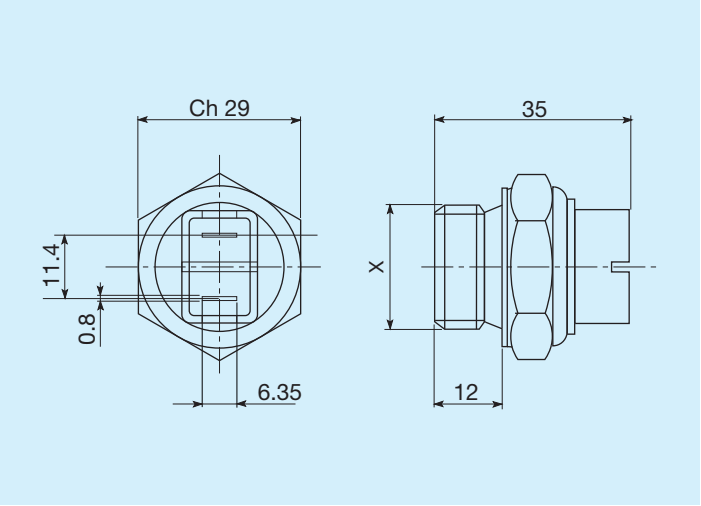

Temperaturas de intervención C°	Rosca	Código
45 - 35	M22x1,5	FR361104535R
60 - 50	M22x1,5	FR361106050R
80 - 70	M22x1,5	FR361108070R
82 - 68	M22x1,5	FR361108268R
85 - 76	M22x1,5	FR361108576R

Termostatos protegidos IP54

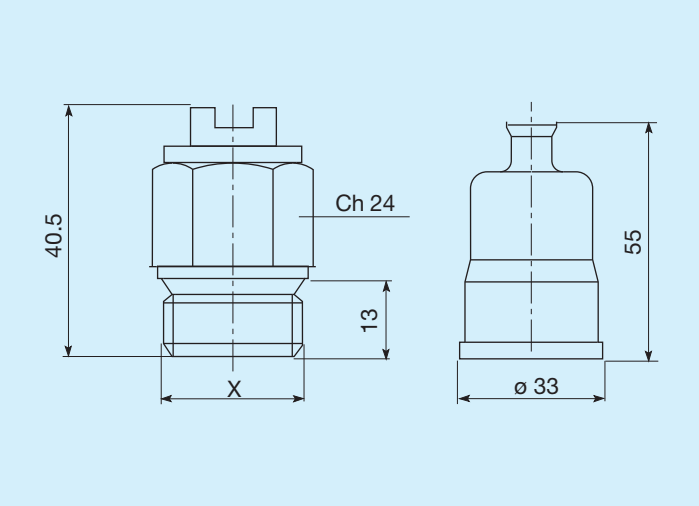

Temperaturas de intervención C°	Rosca	Código
45 - 35	M22x1,5	FR361124535R
50 - 40	M22x1,5	FR361125040R
60 - 50	M22x1,5	FR361126050R
70 - 60	M22x1,5	FR361127060R
80 -70	M22x1,5	FR361128070R

Termostatos protegidos IP65

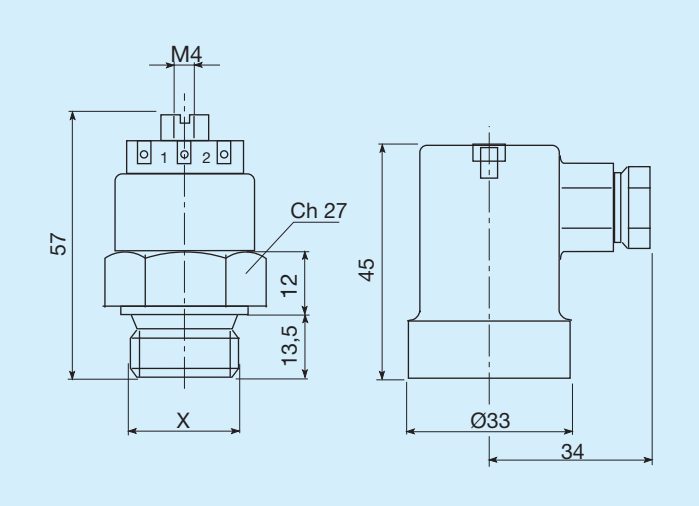

Temperaturas de intervención C°	Rosca	Código
45 - 35	M22x1,5	FR361154535R
47 - 36	M22x1,5	FR361155040R
60 - 50	M22x1,5	FR361176050R
80 - 70	M22x1,5	FR361158070R