A50

Antes de iniciar a utilização, leia atentamente o documento INSTRUÇÕES GERAIS DE USO PARA PERMUTADORES DE CALOR

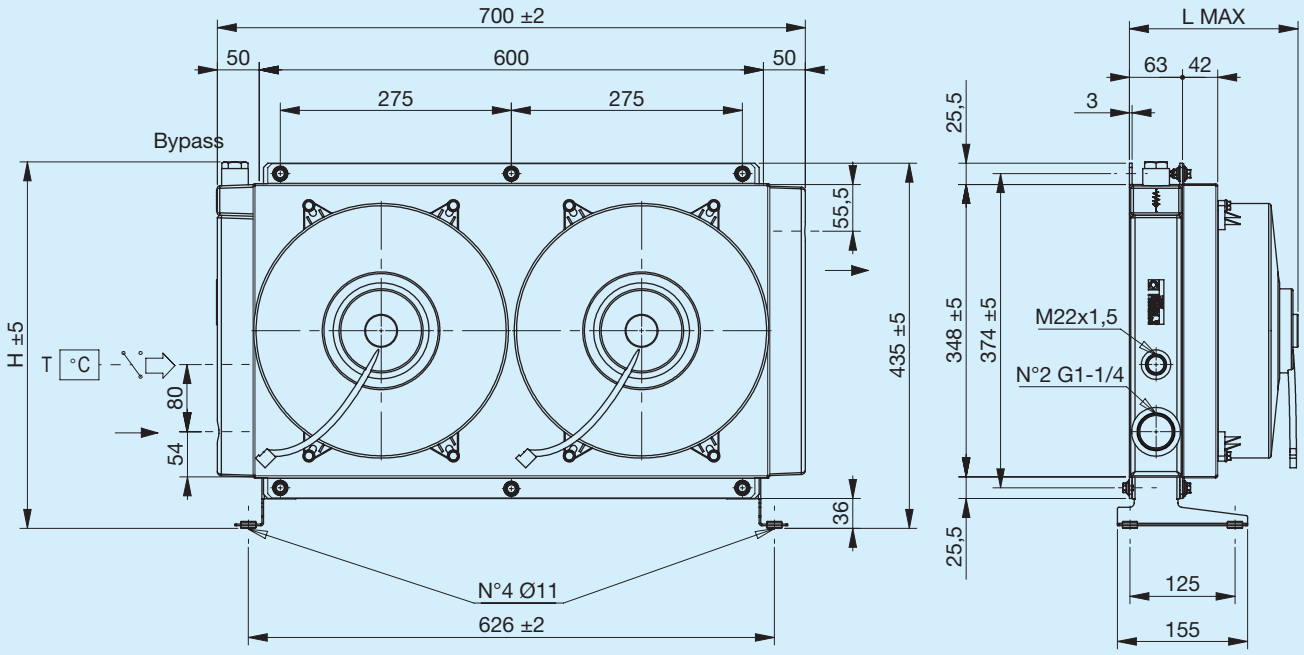

Pé de suporte não incluído (consulte Acessórios)

Código	Descrição	ΦVentilador mm	Caudal de ar m³/h	Tensão V	Corrente A	L Máx mm	H mm	Massa Kg	Capacidade l
FR633103105	**A50 2EAX 12V bypass T15 V.T. 3 bar 60°C**	2x280	2x2350	12	2x12.5	200	436	18	3.4
FR633103106	**A50 2ESX 12V bypass T15 V.T. 3 bar 60°C**	2x280	2x2350	12	2x12.5	200	436	18	3.4
FR633101005	**A50 2EAX 12V bypass T15 VNR 4.5 bar**	2x280	2x2350	12	2x12.5	200	420	18	3.4
FR633101006	**A50 2ESX 12V bypass T15 VNR 4.5 bar**	2x280	2x2350	12	2x12.5	200	420	18	3.4
FR633103115	**A50 2EAX 24V bypass T15 V.T. 3 bar 60°C**	2x280	2x2500	24	2x7.2	200	436	18	3.4
FR633103116	**A50 2ESX 24V bypass T15 V.T. 3 bar 60°C**	2x280	2x2500	24	2x7.2	200	436	18	3.4
FR633101015	**A50 2EAX 24V bypass T15 VNR 4.5 bar**	2x280	2x2500	24	2x7.2	200	420	18	3.4
FR633101016	**A50 2ESX 24V bypass T15 VNR 4.5 bar**	2x280	2x2500	24	2x7.2	200	420	18	3.4
FR633100003	**A50 2EAP 12V**	2x280	2x1420	12	2X8.7	160	437	15.5	3.4
FR633100004	**A50 2ESP 12V**	2x280	2x1420	12	2X8.7	160	437	15.5	3.4
FR633100005	**A50 2EAX 12V**	2x280	2x2350	12	2X12.5	200	437	18	3.4
FR633100006	**A50 2ESX 12V**	2x280	2x2350	12	2X12.5	200	437	18	3.4
FR633100013	**A50 2EAP 24V**	2x280	2x1600	24	2X4.7	160	437	15.5	3.4
FR633100014	**A50 2ESP 24V**	2x280	2x1600	24	2X4.7	160	437	15.5	3.4
FR633100015	**A50 2EAX 24V**	2x280	2x2500	24	2X7.2	200	437	18	3.4
FR633100016	**A50 2ESX 24V**	2x280	2x2500	24	2X7.2	200	437	18	3.4

Curvas caraterísticas

Potência térmica

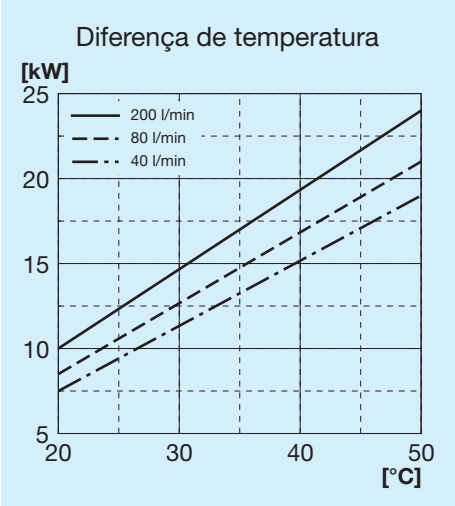

Perda de carga passagem no radiador

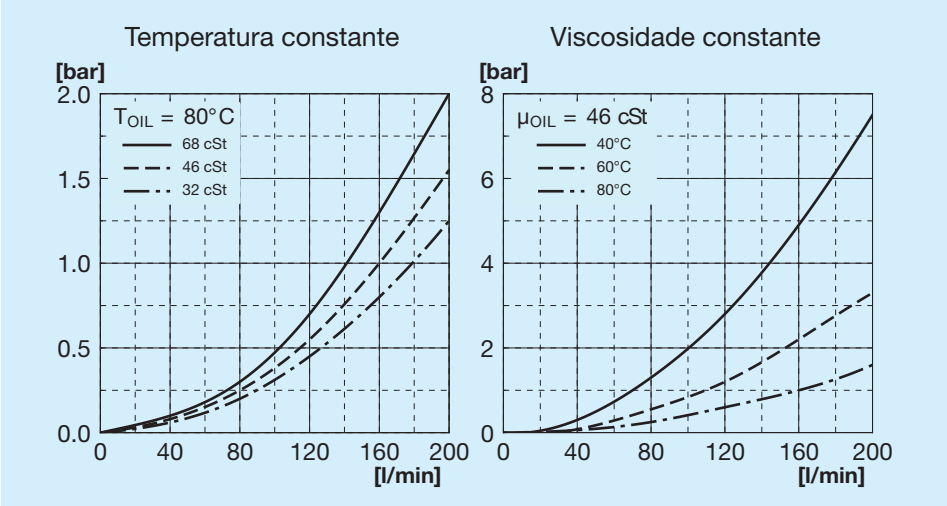

Perda de carga passagem bypass

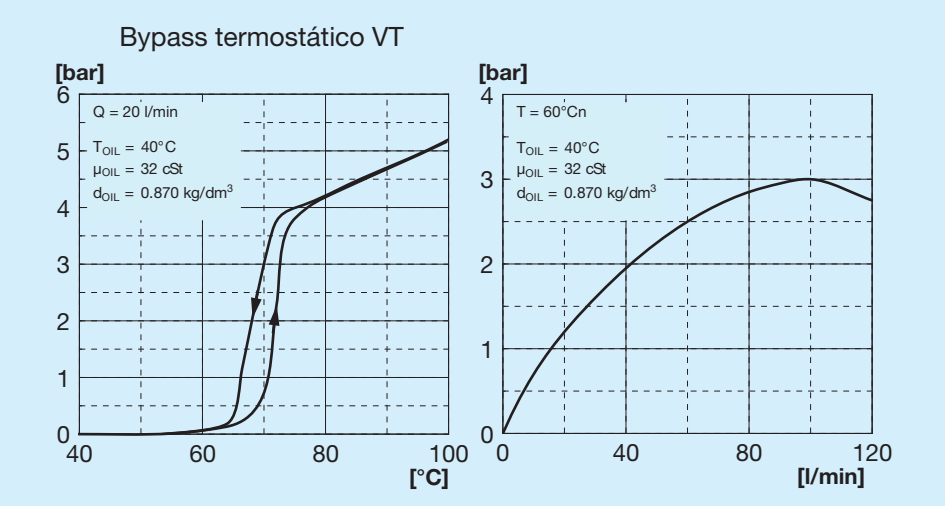

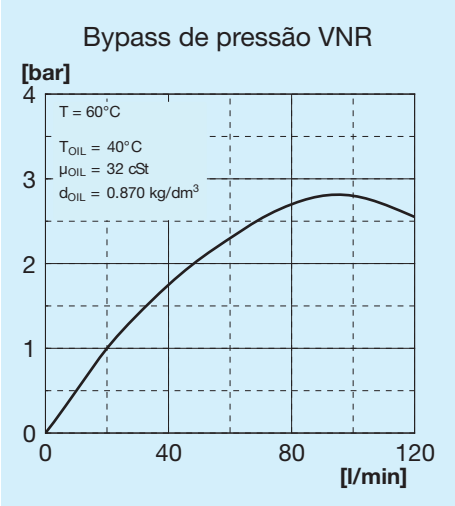

Válvula bypass

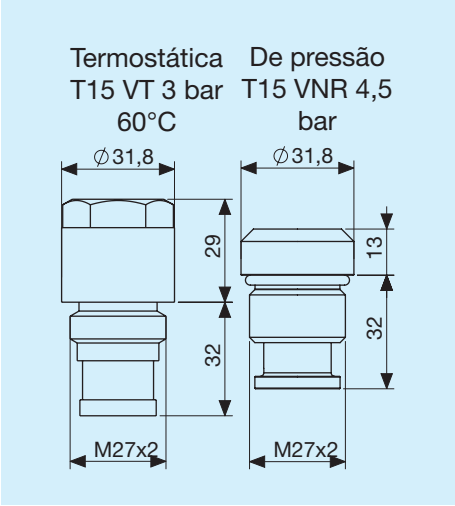

Legenda

A50	Tipo de permutador
2E	2 Ventiladores Elétricos
A	Aspirante
S	Soprador
AP	Aspirante potencializado
SP	Soprador potencializado
AX	Aspirante superpotencializado
SX	Soprador supertencializado
12V	Tensão do ventilador elétrico
24V	Tensão do ventilador elétrico
T15 VT	Válvula bypass termostática 3 bar 60°C
T15 VNR	Válvula bypass de pressão 4,5 bar

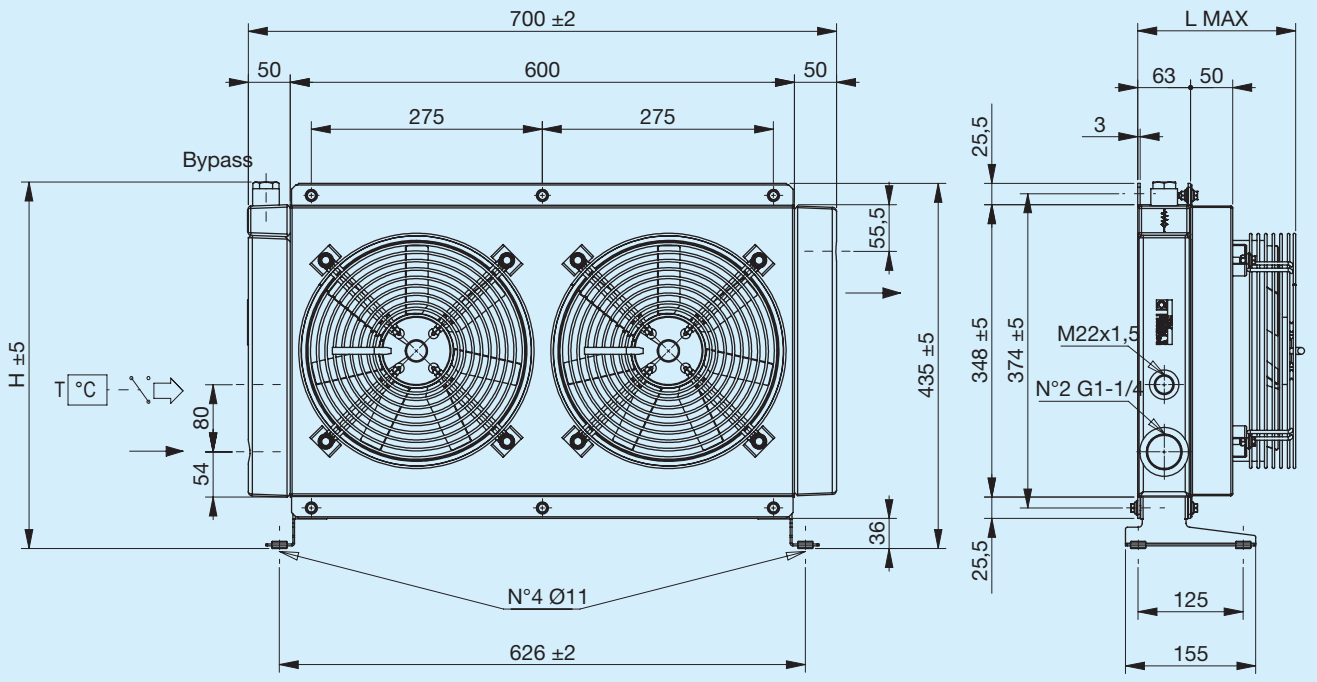

Pé de suporte não incluído (consulte Acessórios)

Código	Descrição	ΦVentilador mm	Potência W	Frequência Hz	Velocidade min-¹	Proteção IP	L Máx mm	H mm	Massa Kg	Capacidade l
FR633103131	**A50 2EA 230V bypass T15 V.T. 3 bar 60°C**	2x250	150	50 60	2450 2600	44	188	436	18	3.4
FR633103132	**A50 2ES 230V bypass T15 V.T. 3 bar 60°C**	2x250	150	50 60	2450 2600	44	188	436	18	3.4
FR633101031	**A50 2EA 230V bypass T15 VNR 4.5 bar**	2x250	150	50 60	2450 2600	44	188	420	18	3.4
FR633101032	**A50 2ES 230V bypass T15 VNR 4.5 bar**	2x250	150	50 60	2450 2600	44	188	420	18	3.4
FR633103121	**A50 2EA 400V bypass T15 V.T. 3 bar 60°C**	2x250	140	50 60	2500 2650	44	188	436	18	3.4
FR633103122	**A50 2ES 400V bypass T15 V.T. 3 bar 60°C**	2x250	140	50 60	2500 2650	44	188	436	18	3.4
FR633101021	**A50 2EA 400V bypass T15 VNR 4.5 bar**	2x250	140	50 60	2500 2650	44	188	420	18	3.4
FR633101022	**A50 2ES 400V bypass T15 VNR 4.5 bar**	2x250	140	50 60	2500 2650	44	188	420	18	3.4
FR633100031	**A50 2EA 230V**	2x250	150	50 60	2450 2600	44	188	437	18	3.4
FR633100032	**A50 2ES 230V**	2x250	150	50 60	2450 2600	44	188	437	18	3.4
FR633100021	**A50 2EA 400V**	2x250	140	50 60	2500 2650	44	188	437	18	3.4
FR633100022	**A50 2ES 400V**	2x250	140	50 60	2500 2650	44	188	437	18	3.4

Potência térmica

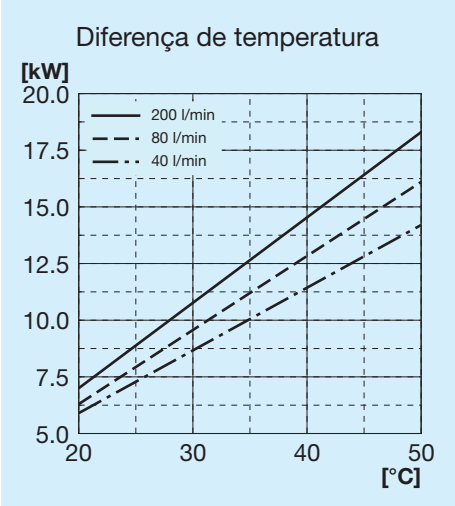

Perda de carga passagem no radiador

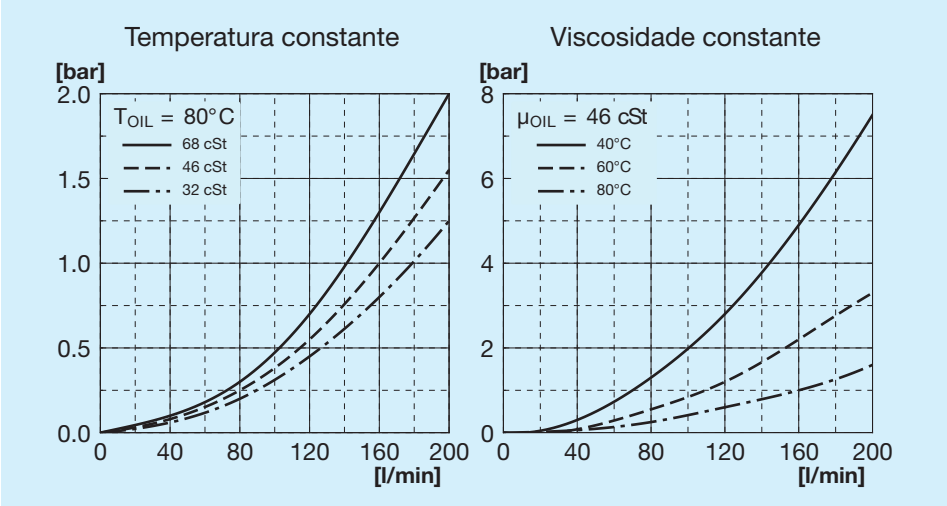

Perda de carga passagem bypass

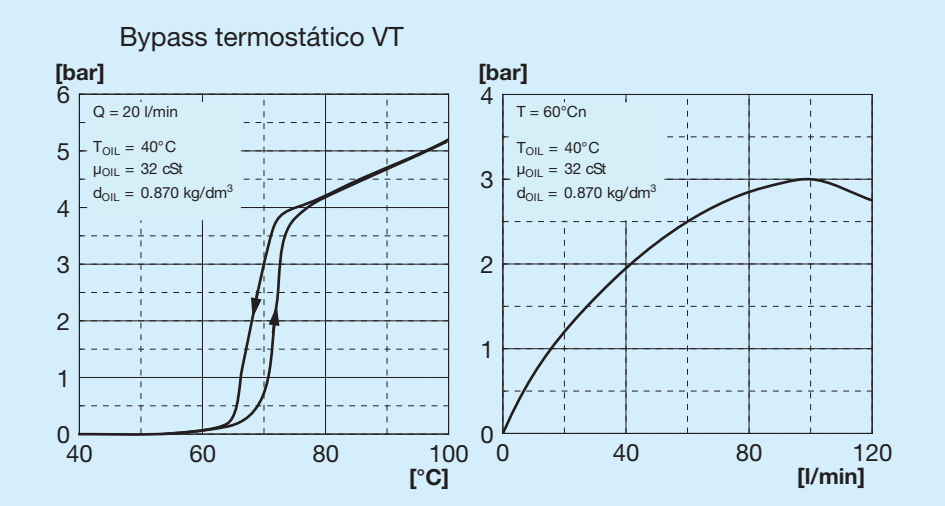

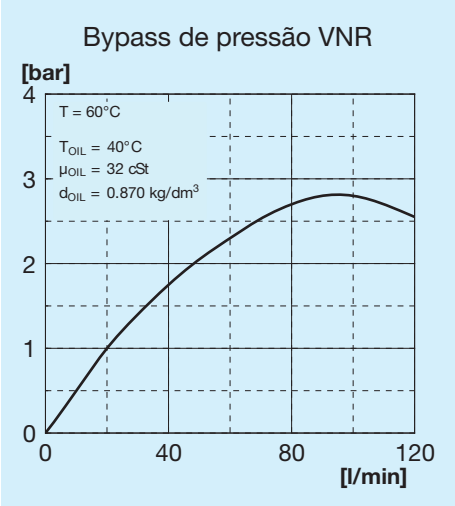

Válvula bypass

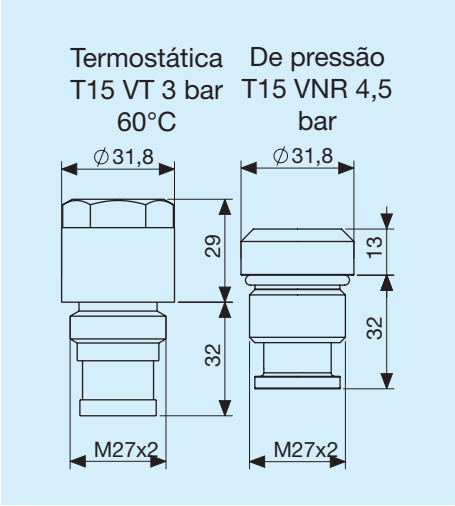

Legenda

A50	Tipo de permutador
2E	2 Ventiladores Elétricos
A	Aspirante
S	Soprador
230V	Tensão do ventilador elétrico
400V	Tensão do ventilador elétrico
T15 VT	Válvula bypass termostática 3 bar 60°C
T15 VNR	Válvula bypass de pressão 4,5 bar

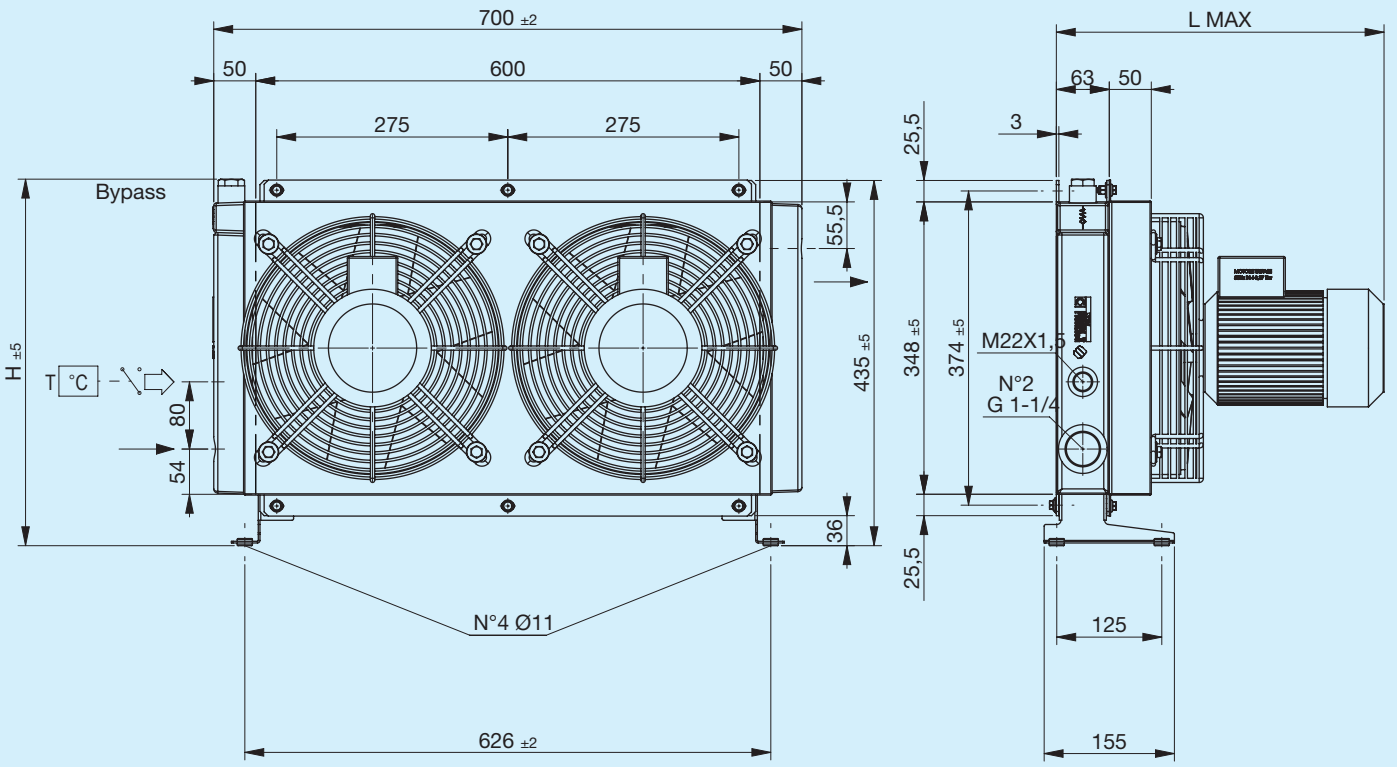

Pé de suporte não incluído (consulte Acessórios)

Código	Descrição	ΦVentilador mm	Potência W	Frequência Hz	Velocidade min-¹	Proteção IP	L Máx mm	H mm	Massa Kg	Capacidade l
FR633103141	**A50 2EA 230V-B14 bypass T15 V.T. 3 bar 60°C**	2x290	370	50	2790	65	390	436	27	3.4
FR633103142	**A50 2EA 230V-B14 bypass T15 V.T. 3 bar 60°C**	2x290	370	50	2790	65	390	436	27	3.4
FR633101041	**A50 2EA 230V-B14 bypass T15 VNR 4.5 bar**	2x290	370	50	2790	65	390	420	27	3.4
FR633101042	**A50 2EA 230V-B14 bypass T15 VNR 4.5 bar**	2x290	370	50	2790	65	390	420	27	3.4
FR633103151	**A50 2EA 400V-B14 bypass T15 V.T. 3 bar 60°C**	2x290	370	50	2790	65	390	436	27	3.4
FR633103152	**A50 2ES 400V-B14 bypass T15 V.T. 3 bar 60°C**	2x290	370	50	2790	65	390	436	27	3.4
FR633101051	**A50 2EA 400V-B14 bypass T15 VNR 4.5 bar**	2x290	370	50	2790	65	390	420	27	3.4
FR633101052	**A50 2ES 400V-B14 bypass T15 VNR 4.5 bar**	2x290	370	50	2790	65	390	420	27	3.4
FR633100041	**A50 2EA 230V-B14**	2x290	370	50	2790	65	390	437	27	3.4
FR633100042	**A50 2ES 230V-B14**	2x290	370	50	2790	65	390	437	27	3.4
FR633100051	**A50 2EA 400V-B14**	2x290	370	50	2790	65	390	437	27	3.4
FR633100052	**A50 2ES 400V-B14**	2x290	370	50	2790	65	390	437	27	3.4

Potência térmica

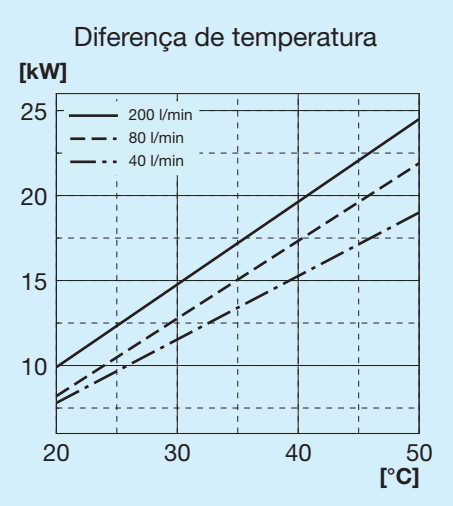

Perda de carga passagem no radiador

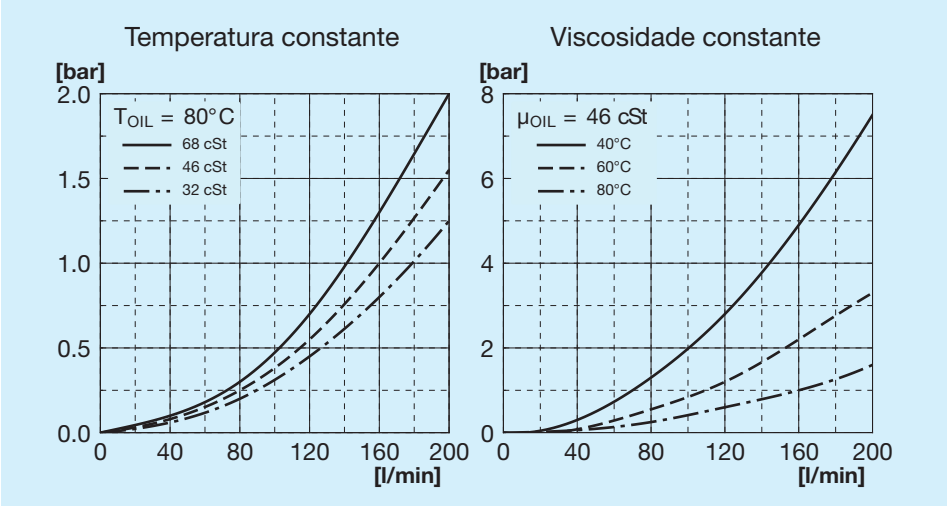

Perda de carga passagem bypass

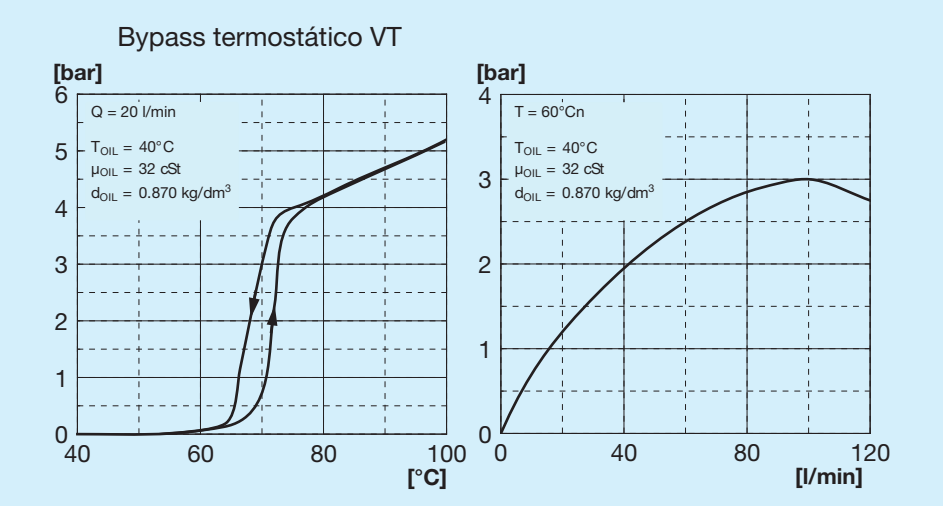

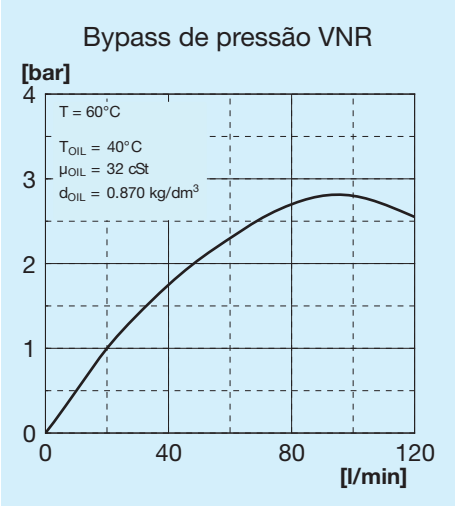

Válvula bypass

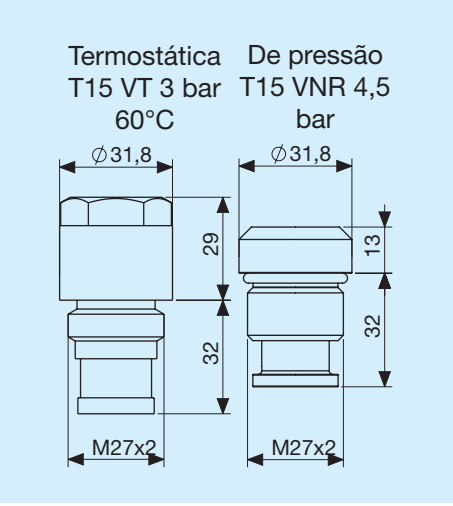

Legenda

A50	Tipo de permutador
2E	2 Ventiladores Elétricos
A	Aspirante
S	Soprador
230V B14	Tensão do ventilador elétrico
400V B14	Tensão do ventilador elétrico
T15 VT	Válvula bypass termostática 3 bar 60°C
T15 VNR	Válvula bypass de pressão 4,5 bar

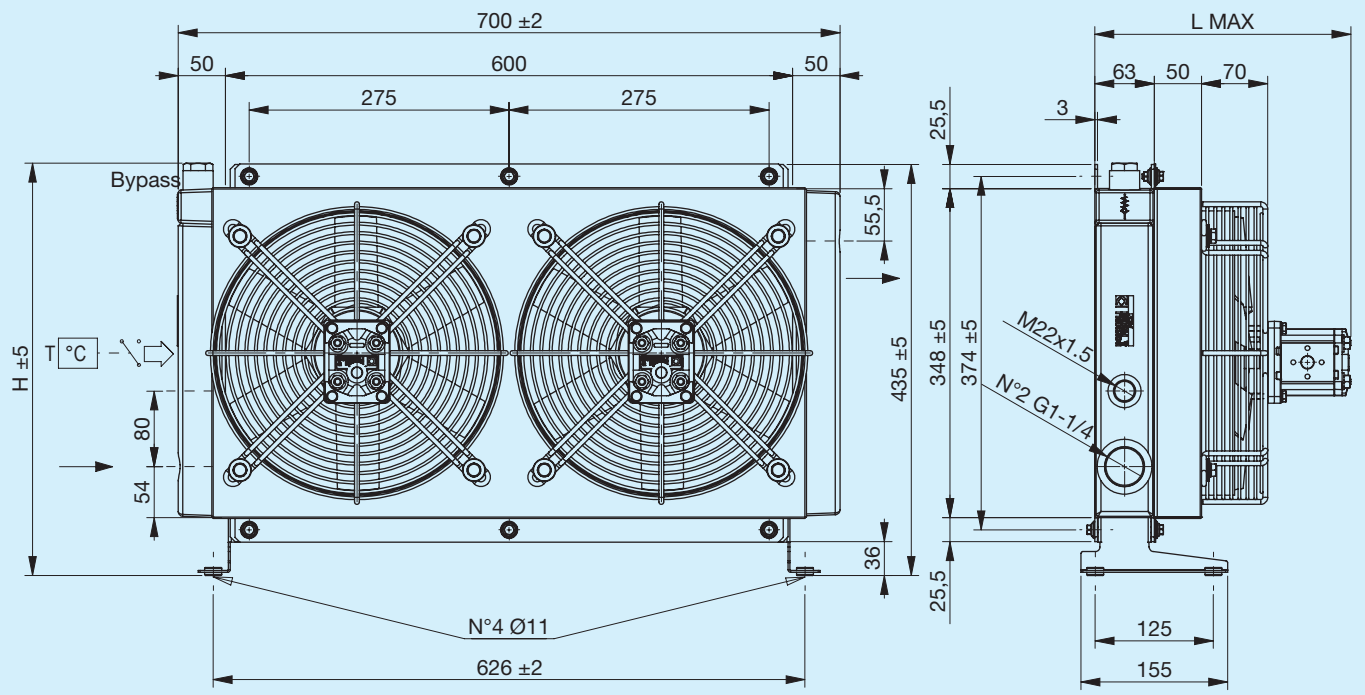

Pé de suporte não incluído (consulte Acessórios)

Código	Descrição	ΦVentilador mm	Cilindrada do motor cm3	L Máx mm	H mm	Massa Kg	Capacidade l
FR634103113	**A50 IA MOT.HIDR. GR1 bypass T15 V.T. 3 bar 60°C**	2x290	6	271	436	21	3.4
FR634103114	**A50 IS MOT.HIDR. GR1 bypass T15 V.T. 3 bar 60°C**	2x290	6	271	436	21	3.4
FR634101013	**A50 IA MOT.HIDR. GR1 bypass T15 VNR 4.5 bar**	2x290	6	271	420	21	3.4
FR634101014	**A50 IS MOT.HIDR. GR1 bypass T15 VNR 4.5 bar**	2x290	6	271	420	21	3.4
FR634100013	**A50 IA MOT.HIDR. GR1**	2x290	6	271	437	21	3.4
FR634100014	**A50 IS MOT.HIDR. GR1**	2x290	6	271	437	21	3.4

Potência térmica

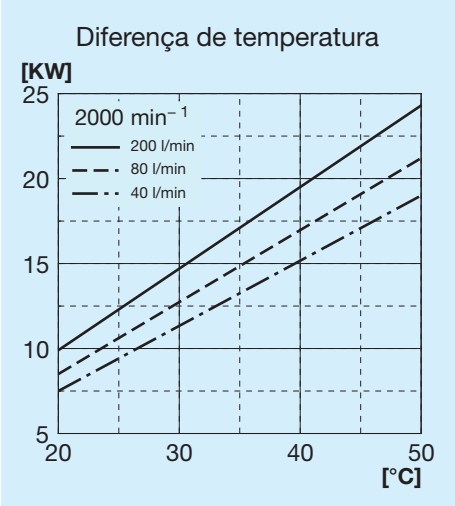

Perda de carga passagem no radiador

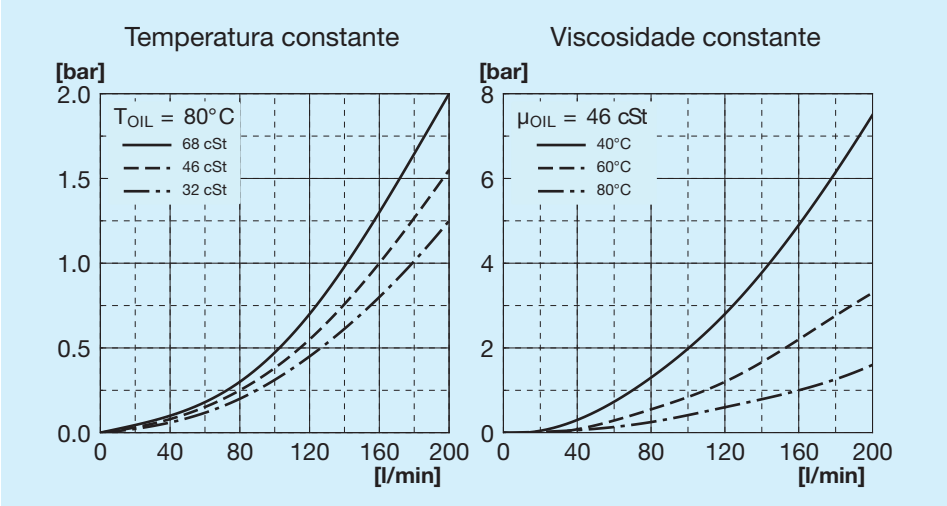

Perda de carga passagem bypass

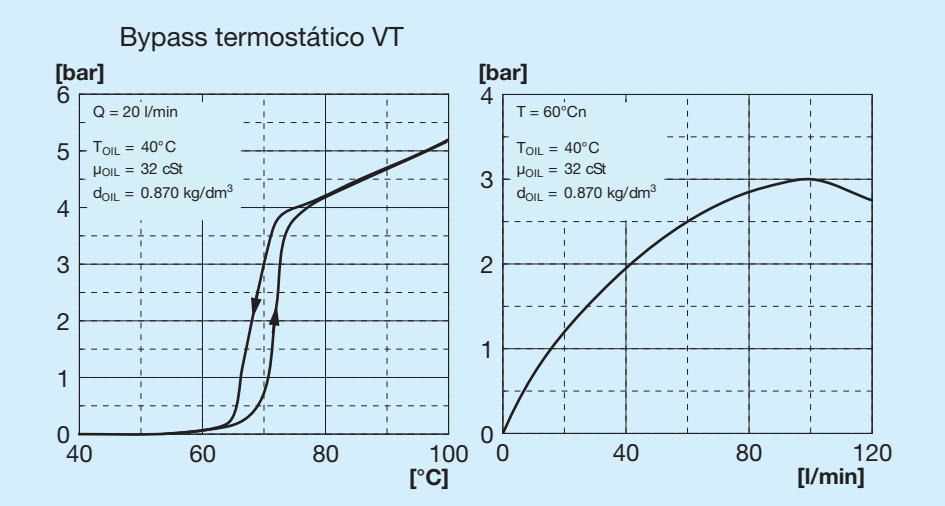

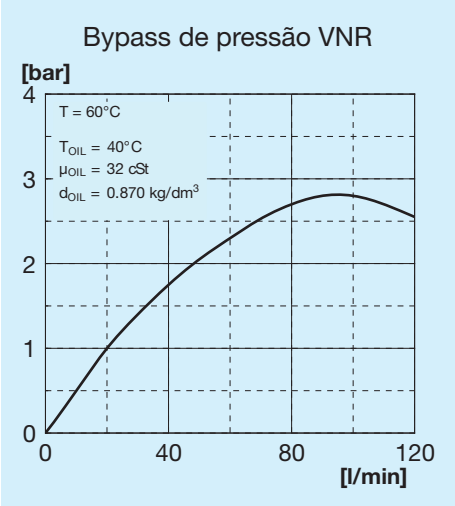

Válvula bypass

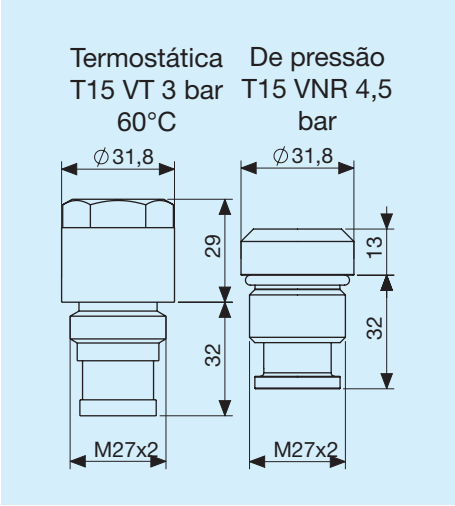

Legenda

A50	Tipo de permutador
IA	Hidráulico Aspirante
IS	Hidráulico Soprador
PRED.	Com suporte do motor
MOT. HIDR.	Com motor com suporte integrado
GR1	Grupo 1
GR2	Grupo 2
T15 VT	Válvula bypass termostática 3 bar 60°C
T15 VNR	Válvula bypass de pressão 4,5 bar

Pé de suporte esquerdo

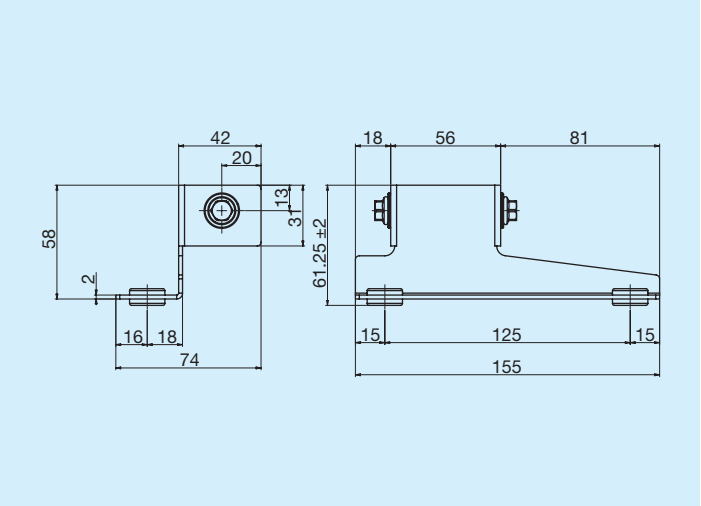

	Código
Pé de suporte esquerdo	FR290000011R

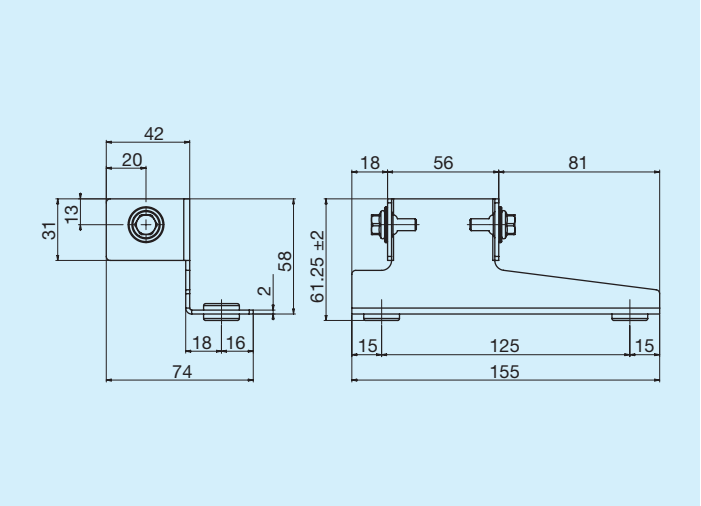

	Código
Pé de suporte direito	FR290000012R

Termostato

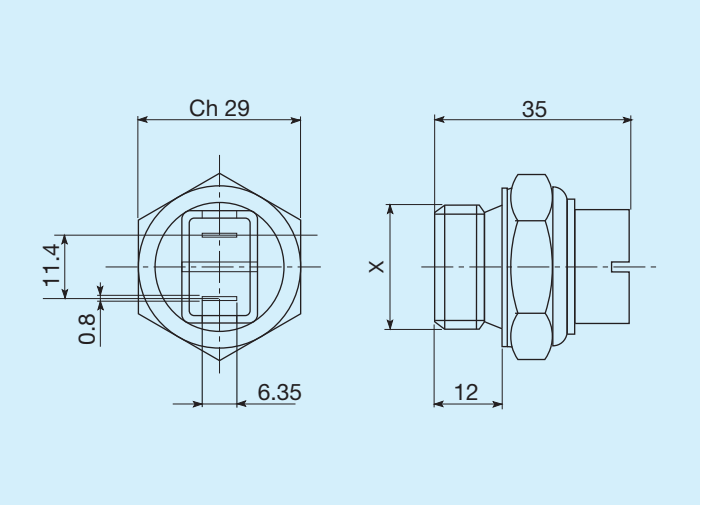

Temperaturas de intervenção C°	Roscagem	Código
45 - 35	M22x1,5	FR361104535R
60 - 50	M22x1,5	FR361106050R
80 - 70	M22x1,5	FR361108070R
82 - 68	M22x1,5	FR361108268R
85 - 76	M22x1,5	FR361108576R

Termostatos protegidos IP54

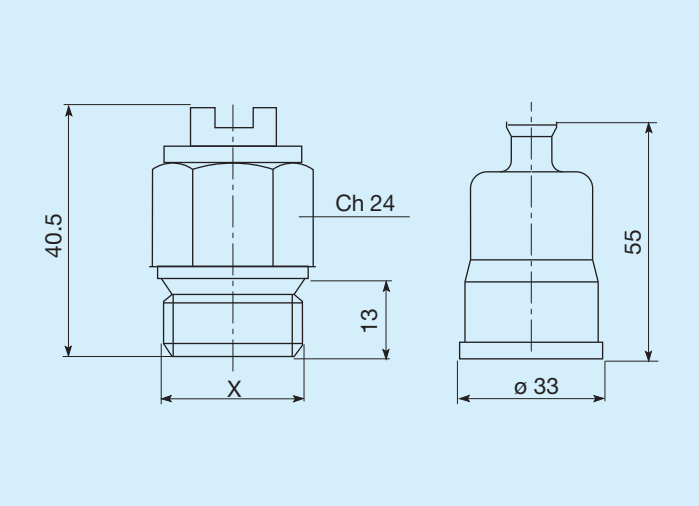

Temperaturas de intervenção C°	Roscagem	Código
45 - 35	M22x1,5	FR361124535R
50 - 40	M22x1,5	FR361125040R
60 - 50	M22x1,5	FR361126050R
70 - 60	M22x1,5	FR361127060R
80 -70	M22x1,5	FR361128070R

Termostatos protegidos IP65

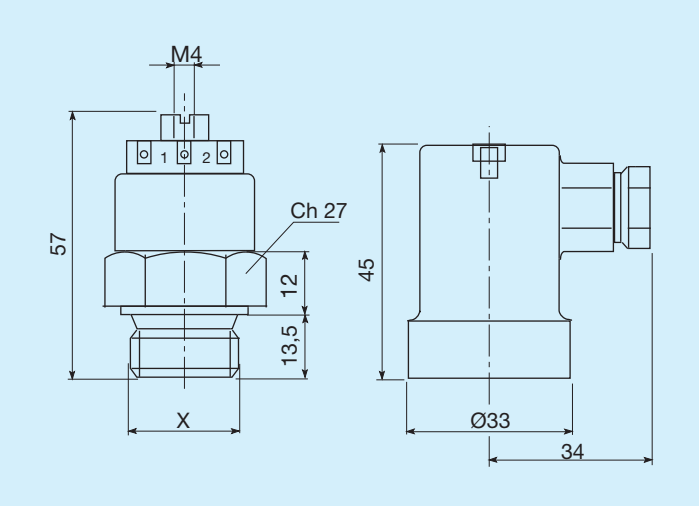

Temperaturas de intervenção C°	Roscagem	Código
45 - 35	M22x1,5	FR361154535R
47 - 36	M22x1,5	FR361155040R
60 - 50	M22x1,5	FR361176050R
80 - 70	M22x1,5	FR361158070R