A56

Antes de usar, leer atentamente el documento INSTRUCCIONES GENERALES DE USO DE LOS INTERCAMBIADORES DE CALOR.

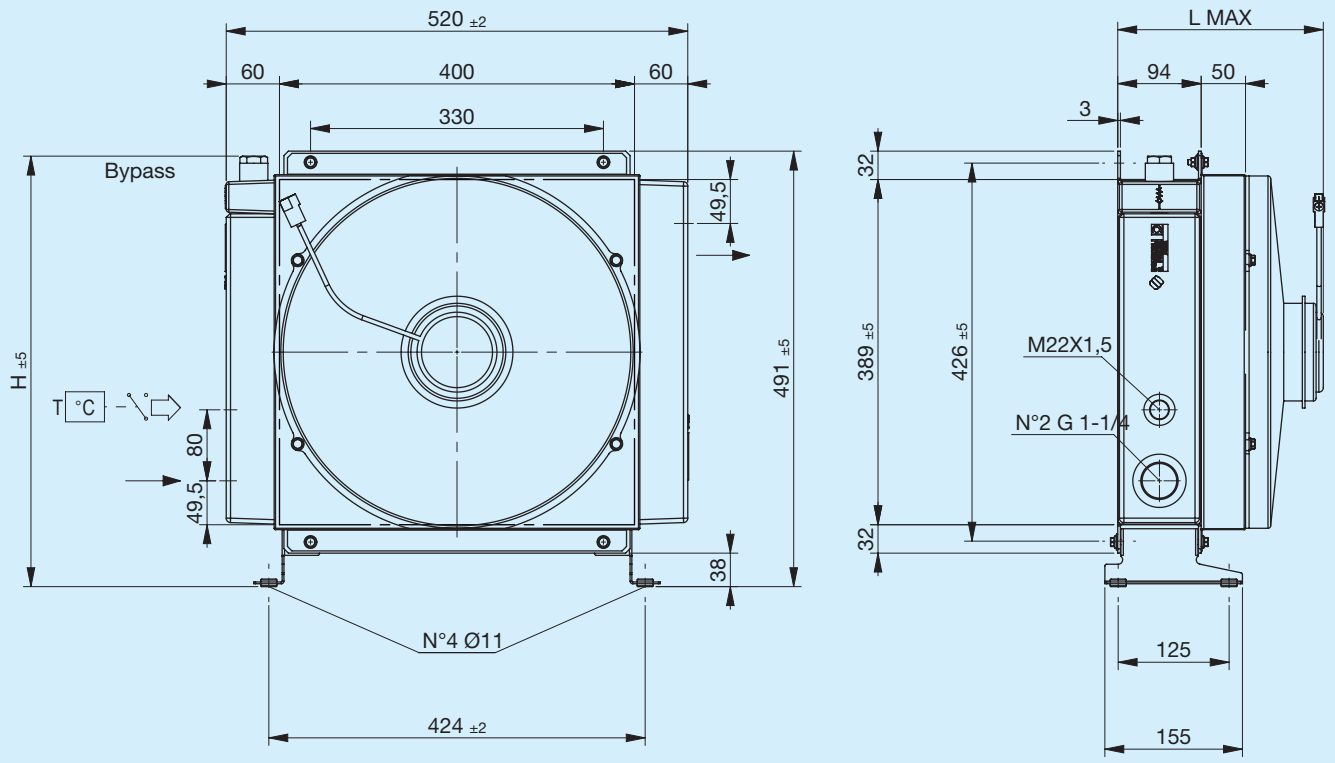

Pie de soporte no incluido (ver Accesorios)

Código	Descripción	Ø Venti-lador mm	Caudal de aire m³/h	Tensión V	Intensi-dad A	L Máx. mm	H mm	Masa Kg	Capaci-dad l
FR633223105	**A56 1EAX 12V bypass T15 V.T. 3 bar 60 °C**	385	2850	12	19,7	235	485	16.5	7.5
FR633223106	**A56 1ESX 12V bypass T15 V.T. 3 bar 60 °C**	385	3070	12	18,7	235	485	16.5	7.5
FR633221005	**A56 1EAX 12V bypass T15 VNR 4,5 bar**	385	2850	12	19,7	235	469	16.5	7.5
FR633221006	**A56 1ESX 12V bypass T15 VNR 4,5 bar**	385	3070	12	18,7	235	469	16.5	7.5
FR633223115	**A56 1EAX 24V bypass T15 V.T. 3 bar 60 °C**	385	3070	24	10	235	485	16.5	7.5
FR633223116	**A56 1ESX 24V bypass T15 V.T. 3 bar 60 °C**	385	3180	24	9,4	235	485	16.5	7.5
FR633221015	**A56 1EAX 24V bypass T15 VNR 4,5 bar**	385	3070	24	10	235	469	16.5	7.5
FR633221016	**A56 1ESX 24V bypass T15 VNR 4,5 bar**	385	3180	24	9,4	235	469	16.5	7.5
FR633220003	**A56 1EAP 12V**	385	1260	12	7,4	200	492	15.5	7.5
FR633220004	**A56 1ESP 12V**	385	1280	12	7	200	492	15.5	7.5
FR633220005	**A56 1EAX 12V**	385	2850	12	19,7	235	492	16.5	7.5
FR633220006	**A56 1ESX 12V**	385	3070	12	18,7	235	492	16.5	7.5
FR633220013	**A56 1EAP 24V**	385	1410	24	4,2	200	492	15.5	7.5
FR633220014	**A56 1ESP 24V**	385	1380	24	3,9	200	492	15.5	7.5
FR633220015	**A56 1EAX 24V**	385	3070	24	10	235	492	16.5	7.5
FR633220016	**A56 1ESX 24V**	385	3180	24	9,4	235	492	16.5	7.5

Potencia térmica

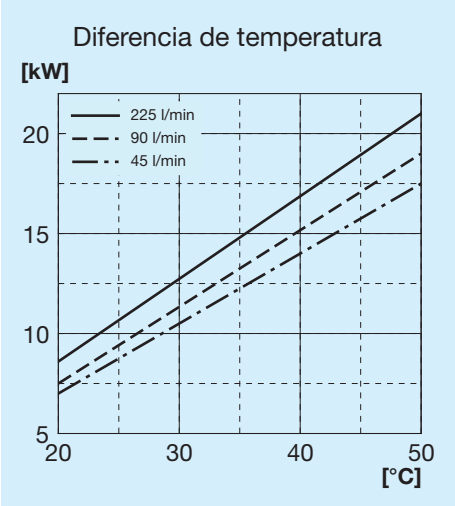

Pérdida de carga paso radiador

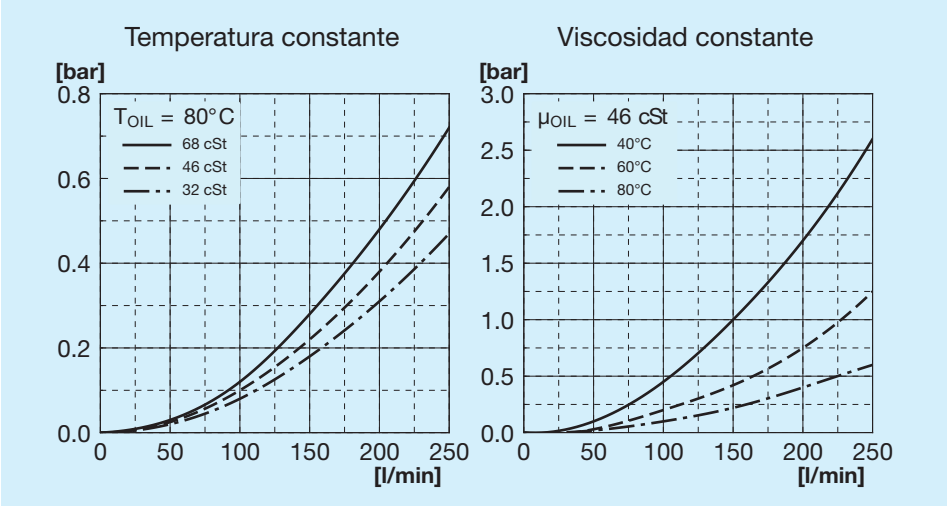

Pérdida de carga paso bypass

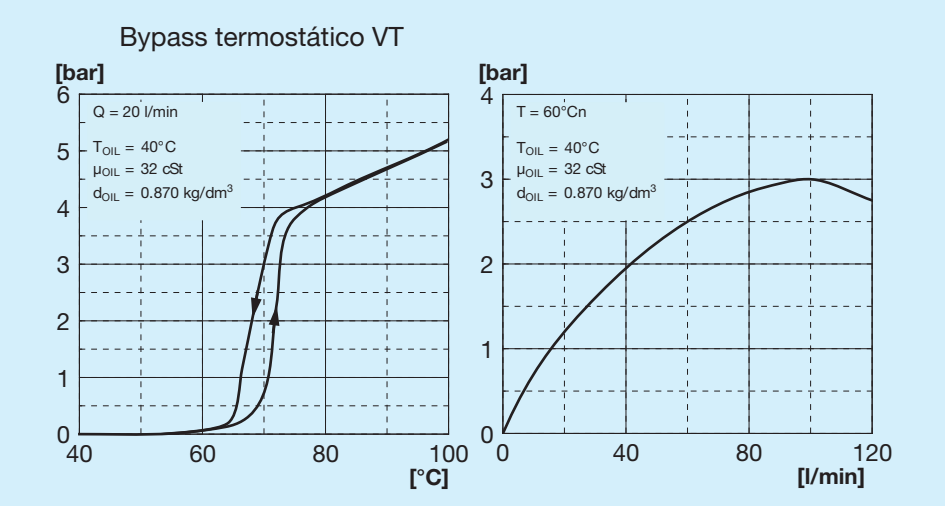

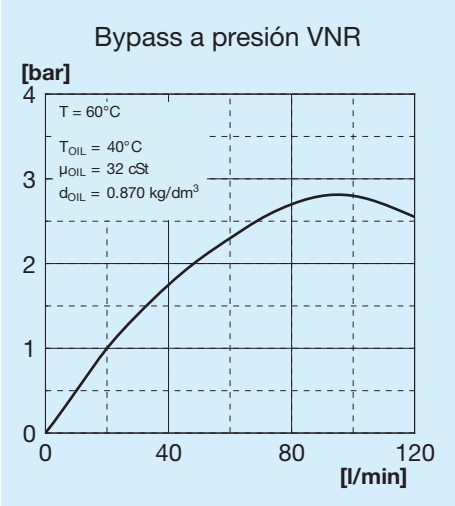

Válvulas de bypass

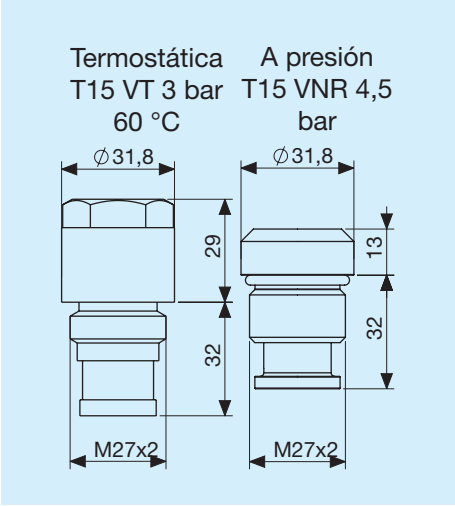

Leyenda

A56	Tipo de intercambiador
1E	1 Electroventilador
A	Aspirante
S	Soplante
AP	Aspirante potenciado
SP	Soplante potenciado
AX	Aspirante superpotenciado
SX	Soplante superpotenciado
12V	Tensión electroventilador
24V	Tensión electroventilador
T15 VT	Válvula bypass termostática 3 bar 60 °C
T15 VNR	Válvula bypass a presión 4,5 bar

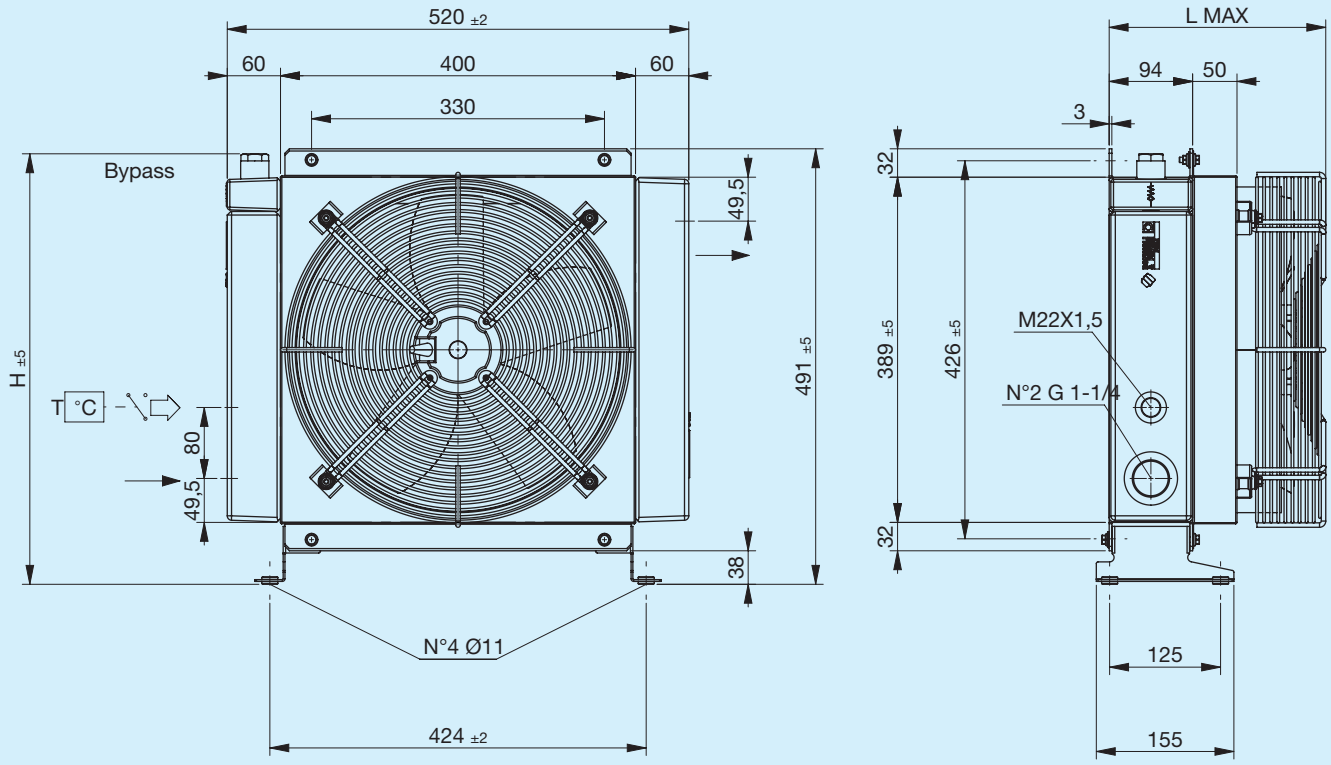

Pie de soporte no incluido (ver Accesorios)

Código	Descripción	Ø Ventilador mm	Potencia W	Frecuencia Hz	Velocidad min-¹	Protección IP	L Máx. mm	H mm	Masa Kg	Capacidad l
FR633223131	**A56 1EA 230V bypass T15 V.T. 3 bar 60 °C**	350	180	50 60	1365 1530	44	244	485	16.2	7.5
FR633223132	**A56 1ES 230V bypass T15 V.T. 3 bar 60 °C**	350	180	50 60	1365 1530	44	244	485	16.2	7.5
FR633221031	**A56 1EA 230V bypass T15 VNR 4,5 bar**	350	180	50 60	1365 1530	44	244	469	16.2	7.5
FR633221032	**A56 1ES 230V bypass T15 VNR 4,5 bar**	350	180	50 60	1365 1530	44	244	469	16.2	7.5
FR633223121	**A56 1EA 400V bypass T15 V.T. 3 bar 60 °C**	350	185	50 60	1420 1620	44	244	485	16.2	7.5
FR633223122	**A56 1ES 400V bypass T15 V.T. 3 bar 60 °C**	350	185	50 60	1420 1620	44	244	485	16.2	7.5
FR633221021	**A56 1EA 400V bypass T15 VNR 4,5 bar**	350	185	50 60	1420 1620	44	244	469	16.2	7.5
FR633221022	**A56 1ES 400V bypass T15 VNR 4,5 bar**	350	185	50 60	1420 1620	44	244	469	16.2	7.5
FR633220031	**A56 1EA 230V**	350	180	50 60	1365 1530	44	244	493	16.2	7.5
FR633220032	**A56 1ES 230V**	350	180	50 60	1365 1530	44	244	493	16.2	7.5
FR633220021	**A56 1EA 400V**	350	185	50 60	1420 1620	44	244	493	16.2	7.5
FR633220022	**A56 1ES 400V**	350	185	50 60	1420 1620	44	244	493	16.2	7.5

Potencia térmica

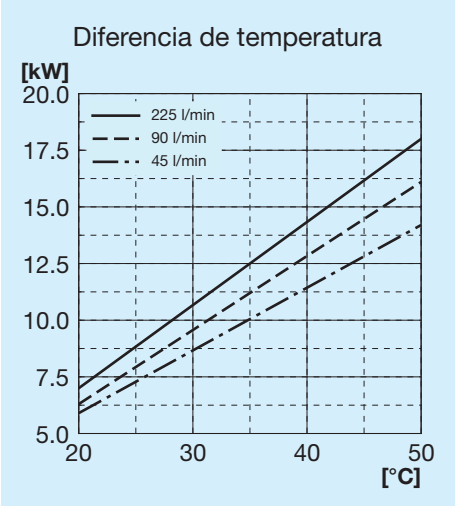

Pérdida de carga paso radiador

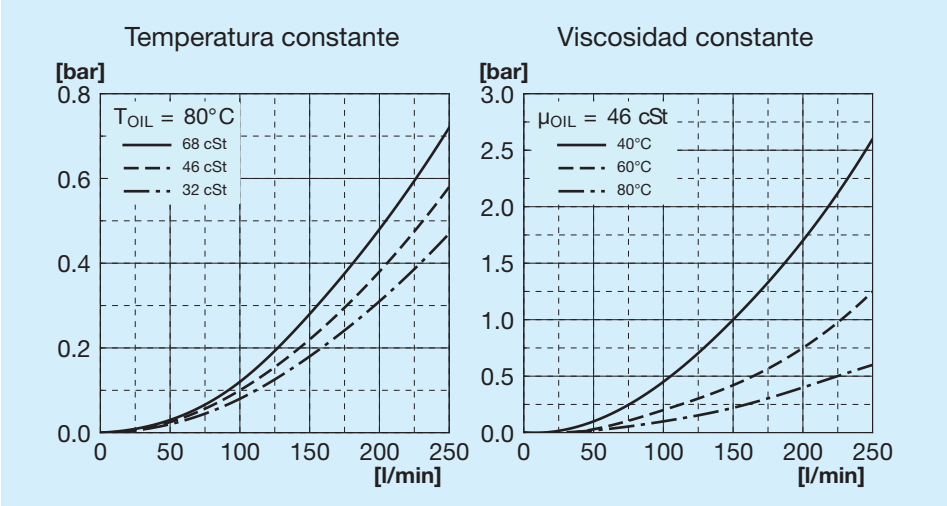

Pérdida de carga paso bypass

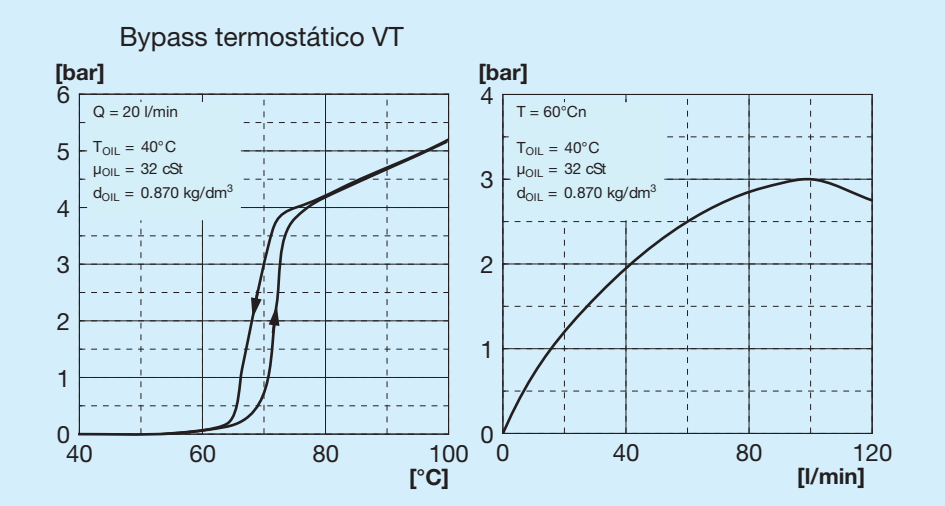

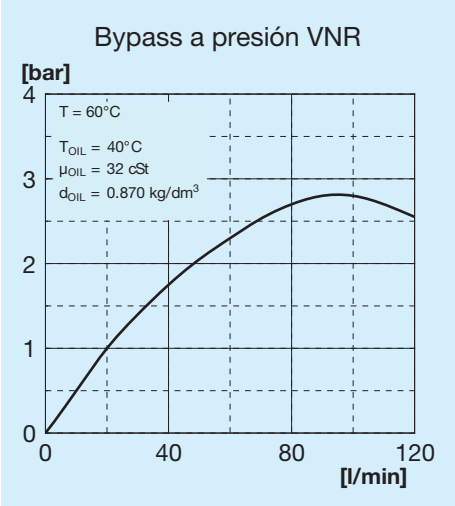

Válvulas de bypass

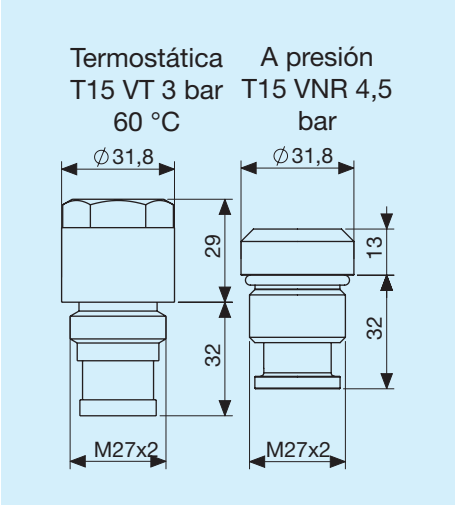

Leyenda

A56	Tipo de intercambiador
1E	1 Electroventilador
A	Aspirante
S	Soplante
230V	Tensión electroventilador
400V	Tensión electroventilador
T15 VT	Válvula bypass termostática 3 bar 60 °C
T15 VNR	Válvula bypass a presión 4,5 bar

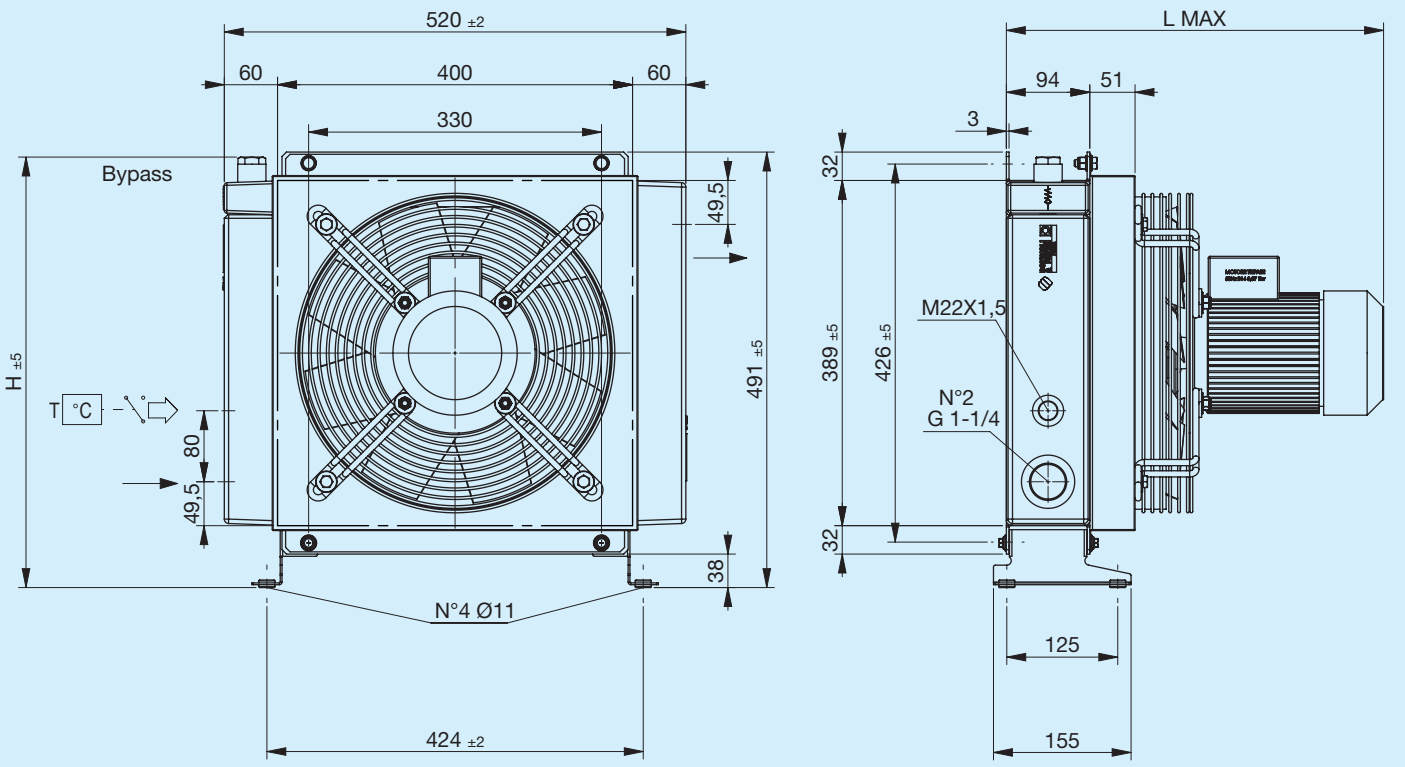

Pie de soporte no incluido (ver Accesorios)

Código	Descripción	Ø Ventilador mm	Potencia W	Frecuencia Hz	Velocidad min-¹	Protección IP	L Máx. mm	H mm	Masa Kg	Capacidad l
FR633223141	**A56 1EA 230V-B14 bypass T15 V.T. 3 bar 60 °C**	340	370	50	1390	65	425	485	25,2	7,5
FR633223142	**A56 1ES 230V-B14 bypass T15 V.T. 3 bar 60 °C**	340	370	50	1390	65	425	485	25.2	7.5
FR633221041	**A56 1EA 230V-B14 bypass T15 VNR 4,5 bar**	340	370	50	1390	65	425	469	25.2	7.5
FR633221042	**A56 1ES 230V-B14 bypass T15 VNR 4,5 bar**	340	370	50	1390	65	425	469	25,2	7,5
FR633223151	**A56 1EA 400V-B14 bypass T15 V.T. 3 bar 60 °C**	340	370	50	1390	65	425	485	25.2	7.5
FR633223152	**A56 1ES 400V-B14 bypass T15 V.T. 3 bar 60 °C**	340	370	50	1390	65	425	485	25.2	7.5
FR633221051	**A56 1EA 400V-B14 bypass T15 VNR 4,5 bar**	340	370	50	1390	65	425	469	25.2	7.5
FR633221052	**A56 1ES 400V-B14 bypass T15 VNR 4,5 bar**	340	370	50	1390	65	425	469	25.2	7.5
FR633220041	**A56 1EA 230V-B14**	340	370	50	1390	65	425	492	25.2	7.5
FR633220042	**A56 1ES 230V-B14**	340	370	50	1390	65	425	492	25.2	7.5
FR633220051	**A56 1EA 400V-B14**	340	370	50	1390	65	425	492	25.2	7.5
FR633220052	**A56 1ES 400V-B14**	340	370	50	1390	65	425	492	25.2	7.5

Potencia térmica

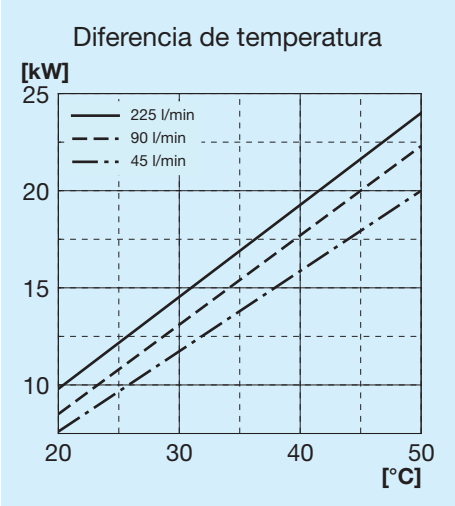

Pérdida de carga paso radiador

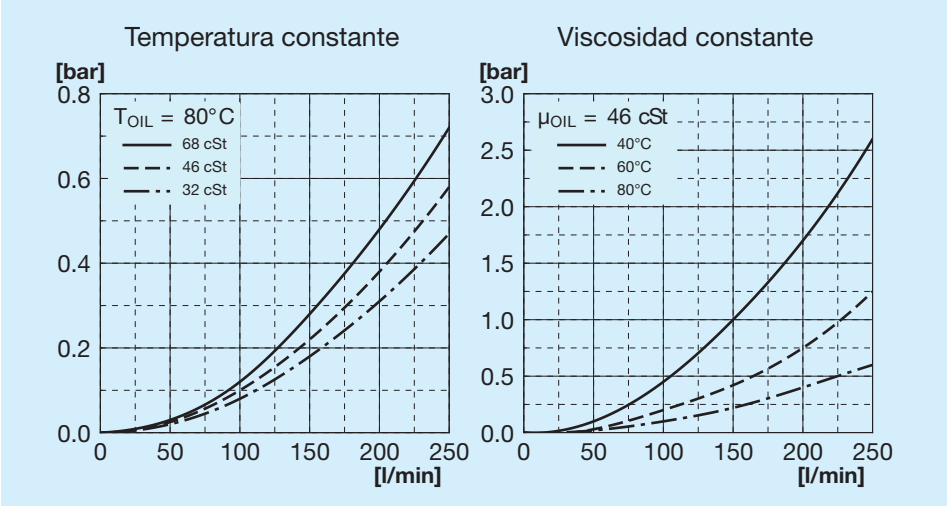

Pérdida de carga paso bypass

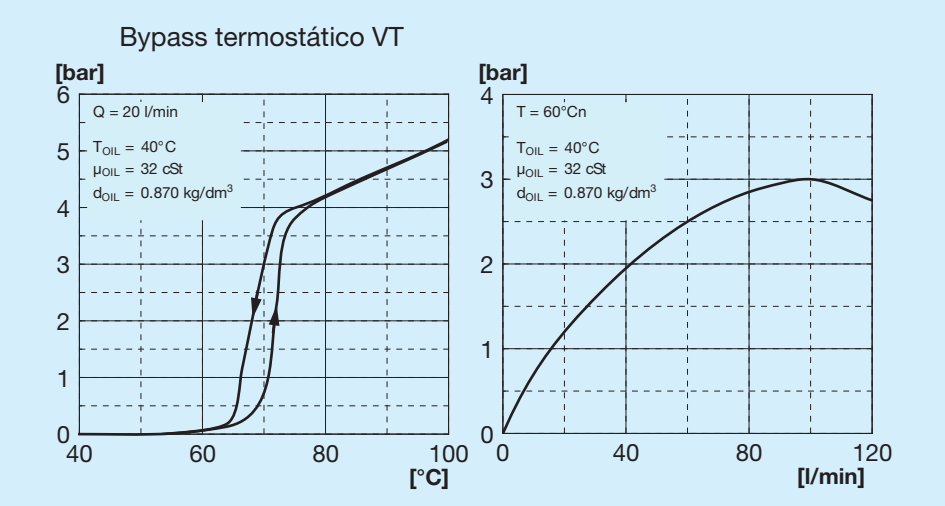

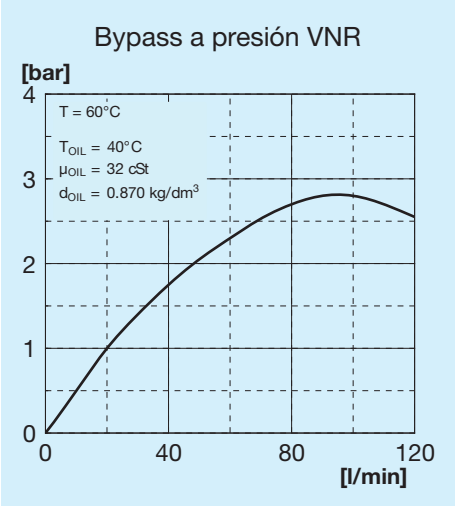

Válvulas de bypass

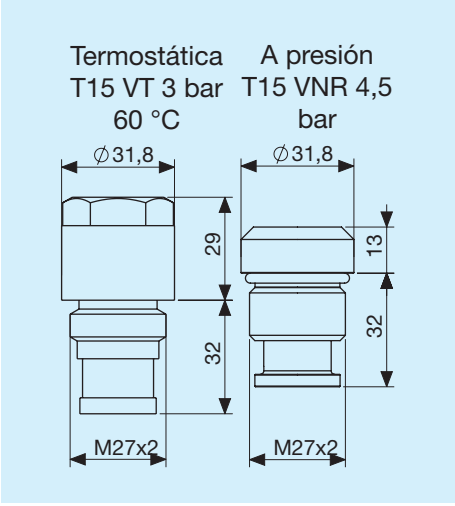

Leyenda

A56	Tipo de intercambiador
1E	1 Electroventilador
A	Aspirante
S	Soplante
230V B14	Tensión electroventilador
400V B14	Tensión electroventilador
T15 VT	Válvula bypass termostática 3 bar 60 °C
T15 VNR	Válvula bypass a presión 4,5 bar

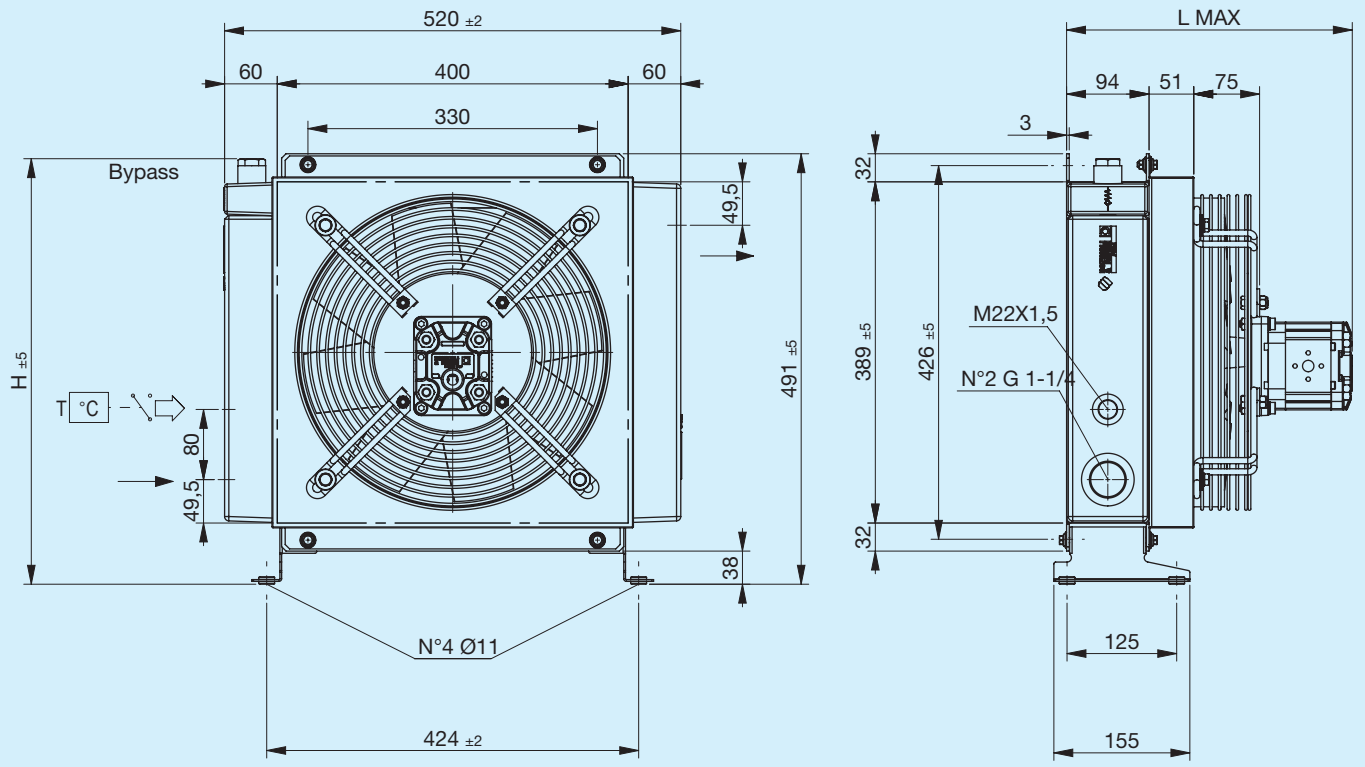

Pie de soporte no incluido (ver Accesorios)

Código	Descripción	Ø Ventilador mm	Cylindrée du moteur cm3	L Máx. mm	H mm	Masa Kg	Capacidad l
FR634223101	**A56 IA PRED.GR2 bypass T15 V.T. 3 bar 60 °C**	340	_	260	485	18	7.5
FR634223102	**A56 IS PRED.GR2 bypass T15 V.T. 3 bar 60 °C**	340	_	260	485	18	7.5
FR634221001	**A56 IA PRED.GR2 bypass T15 VNR 4,5 bar**	340	_	260	469	18	7.5
FR634221002	**A56 IS PRED.GR2 bypass T15 VNR 4,5 bar**	340	_	260	469	18	7.5
FR634223103	**A56 IA MOT.HIDR. GR2 bypass T15 V.T. 3 bar 60 °C**	340	6	320	485	19	7.5
FR634223104	**A56 IS MOT.HIDR. GR2 bypass T15 V.T. 3 bar 60 °C**	340	6	320	485	19	7.5
FR634221003	**A56 IA MOT.HIDR. GR2 bypass T15 VNR 4,5 bar**	340	6	320	469	19	7.5
FR634221004	**A56 IS MOT.HIDR. GR2 bypass T15 VNR 4,5 bar**	340	6	320	469	19	7.5
FR634220001	**A56 IA PRED.GR2**	340	_	260	492	18	7.5
FR634220002	**A56 IS PRED.GR2**	340	_	260	492	18	7.5
FR634220003	**A56 IA MOT.HIDR. GR2**	340	6	320	492	19	7.5
FR634220004	**A56 IS MOT.HIDR. GR2**	340	6	320	492	19	7.5

Potencia térmica

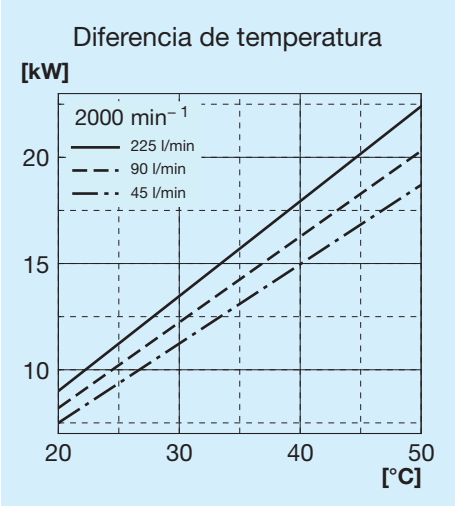

Pérdida de carga paso radiador

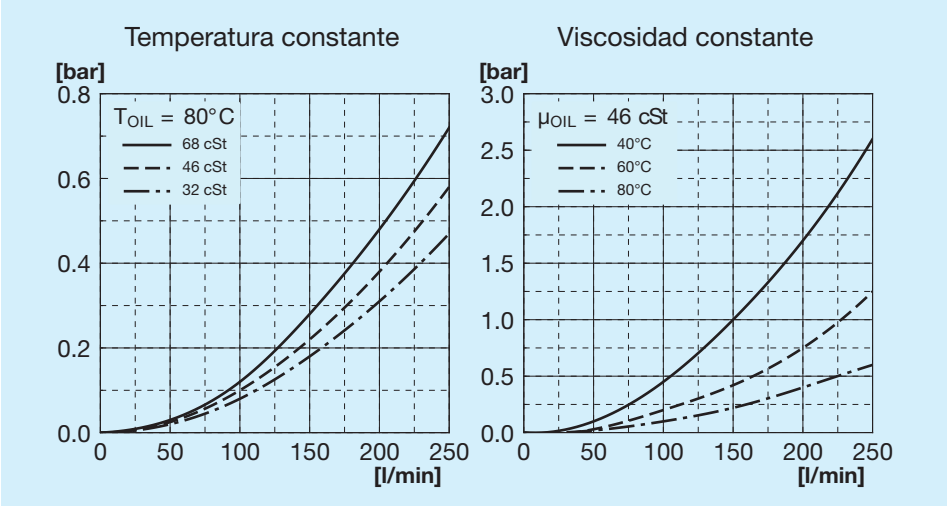

Pérdida de carga paso bypass

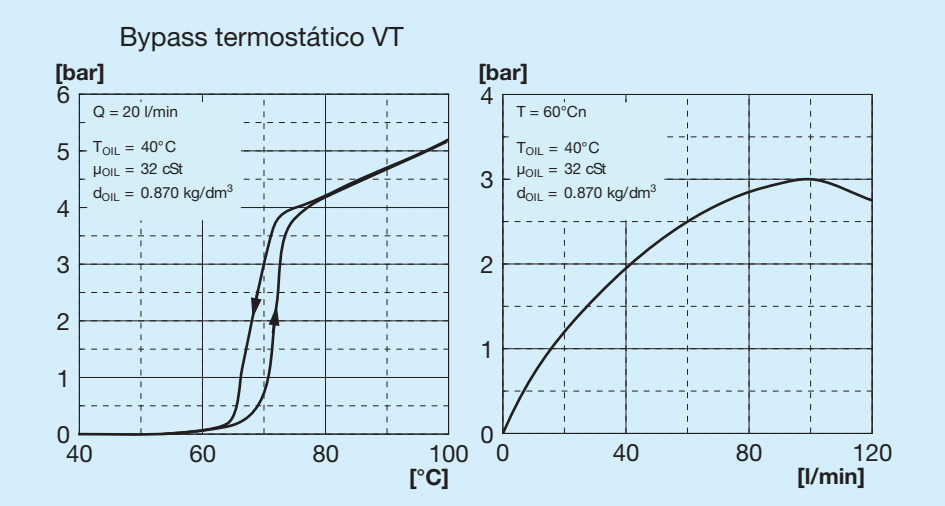

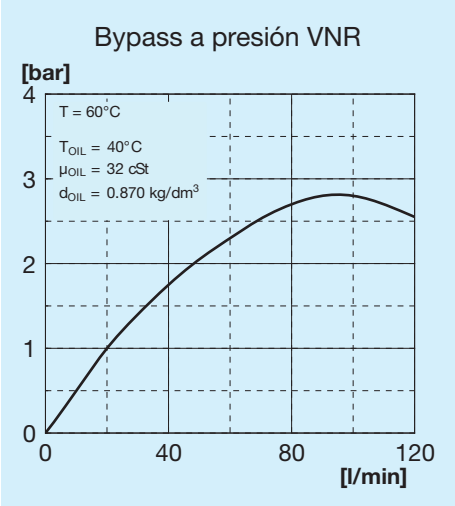

Válvulas de bypass

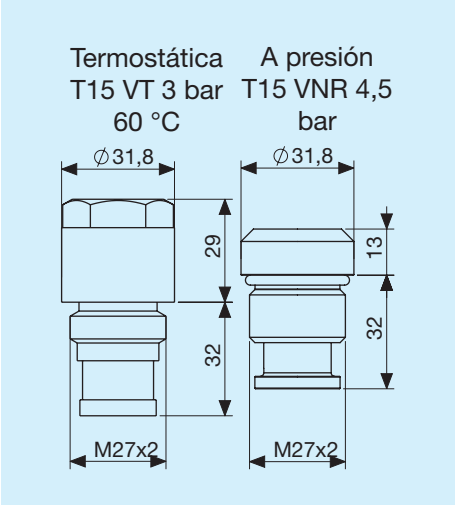

Leyenda

A56	Tipo de intercambiador
IA	Hidráulico Aspirante
IS	Hidráulico Soplante
PRED.	Con soporte motor
MOT. HIDR.	Con motor de soporte integrado
GR1	Grupo 1
GR2	Grupo 2
T15 VT	Válvula bypass termostática 3 bar 60 °C
T15 VNR	Válvula bypass a presión 4,5 bar

Pata de soporte izquierda

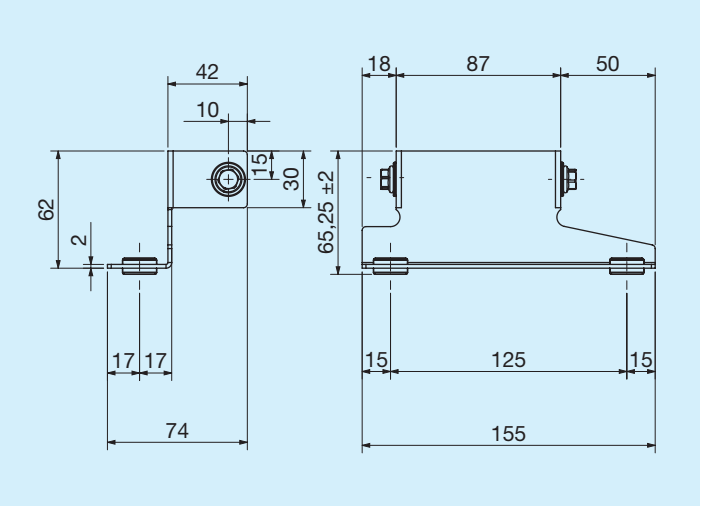

	Código
Pata de soporte izquierda	FR290000023R

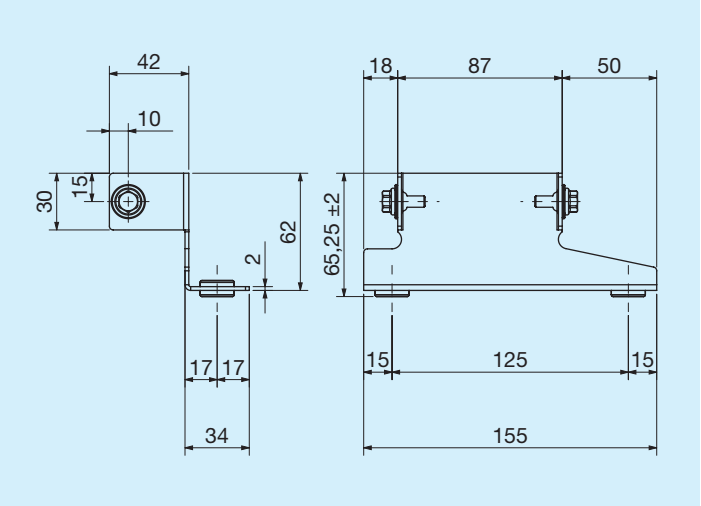

	Código
Pata de soporte derecha	FR290000024R

Termostatos

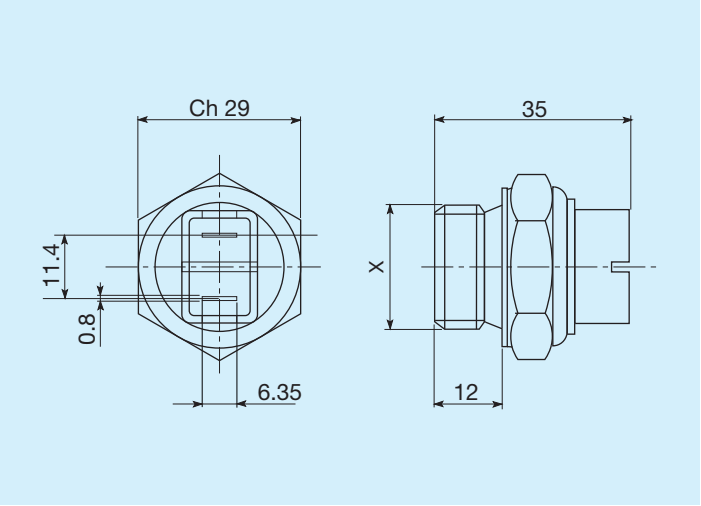

Temperaturas de intervención C°	Rosca	Código
45 - 35	M22x1,5	FR361104535R
60 - 50	M22x1,5	FR361106050R
80 - 70	M22x1,5	FR361108070R
82 - 68	M22x1,5	FR361108268R
85 - 76	M22x1,5	FR361108576R

Termostatos protegidos IP54

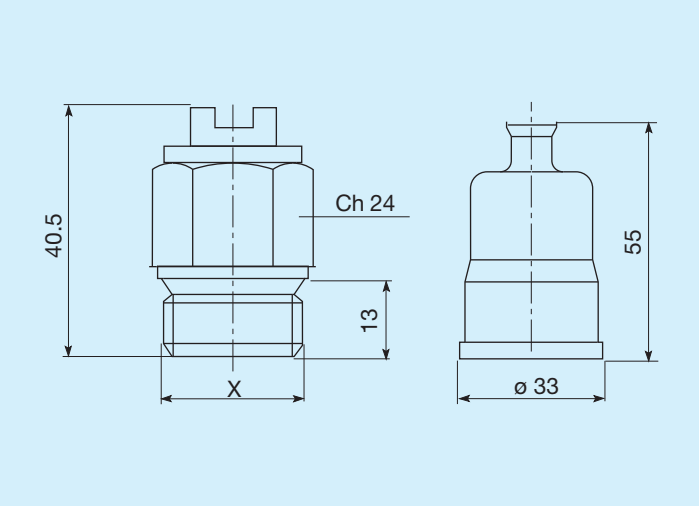

Temperaturas de intervención C°	Rosca	Código
45 - 35	M22x1,5	FR361124535R
50 - 40	M22x1,5	FR361125040R
60 - 50	M22x1,5	FR361126050R
70 - 60	M22x1,5	FR361127060R
80 -70	M22x1,5	FR361128070R

Termostatos protegidos IP65

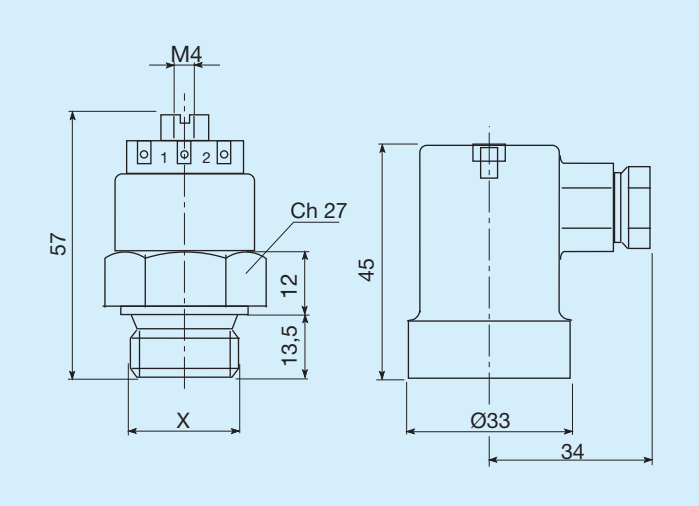

Temperaturas de intervención C°	Rosca	Código
45 - 35	M22x1,5	FR361154535R
47 - 36	M22x1,5	FR361155040R
60 - 50	M22x1,5	FR361176050R
80 - 70	M22x1,5	FR361158070R