A60

Antes de iniciar a utilização, leia atentamente o documento INSTRUÇÕES GERAIS DE USO PARA PERMUTADORES DE CALOR

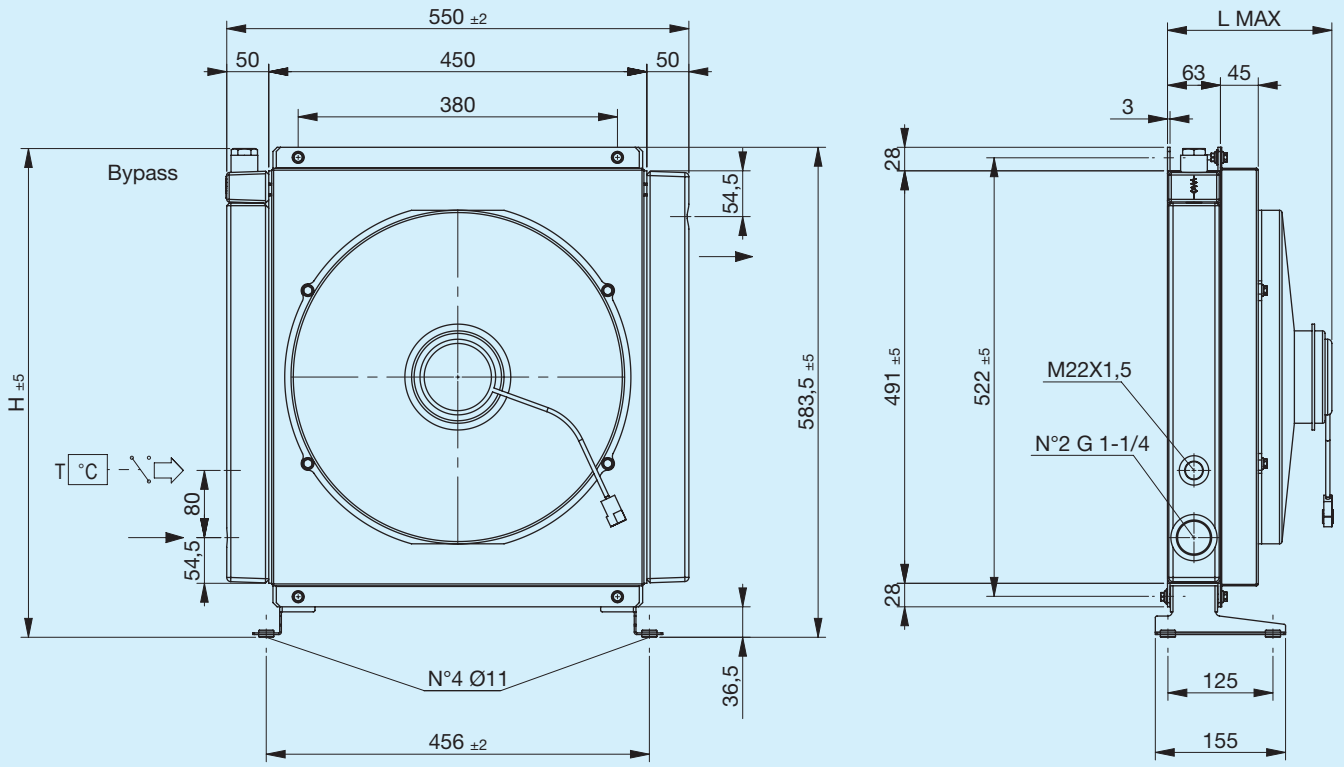

Pé de suporte não incluído (consulte Acessórios)

Código	Descrição	Ø Ventilador mm	Caudal de ar m³/h	Tensão V	Corrente A	L Máx mm	H mm	Massa Kg	Capacidade l
FR633093101	**A60 1EAX 12V bypass T15 V.T. 3 bar 60°C**	385	2850	12	19,7	200	582	18	5.7
FR633093102	**A60 1ESX 12V bypass T15 V.T. 3 bar 60°C**	385	3070	12	18,7	200	582	18	5.7
FR633091001	**A60 1EAX 12V bypass T15 VNR 4.5 bar**	385	2850	12	19,7	200	566	18	5.7
FR633091002	**A60 1ESX 12V bypass T15 VNR 4.5 bar**	385	3070	12	18,7	200	566	18	5.7
FR633093113	**A60 1EAX 24V bypass T15 V.T. 3 bar 60°C**	385	3070	24	10	200	582	18	5.7
FR633093114	**A60 1ESX 24V bypass T15 V.T. 3 bar 60°C**	385	3180	24	9,4	200	582	18	5.7
FR633091013	**A60 1EAX 24V bypass T15 VNR 4.5 bar**	385	3070	24	10	200	566	18	5.7
FR633091014	**A60 1ESX 24V bypass T15 VNR 4.5 bar**	385	3180	24	9,4	200	566	18	5.7
FR633090001	**A60 1EAX 12V**	385	2850	12	19,7	200	585	18	5.7
FR633090002	**A60 1ESX 12V**	385	3070	12	18,7	200	585	18	5.7
FR633090013	**A60 1EAX 24V**	385	3070	24	10	200	585	18	5.7
FR633090014	**A60 1ESX 24V**	385	3180	24	9,4	200	585	18	5.7

Potência térmica

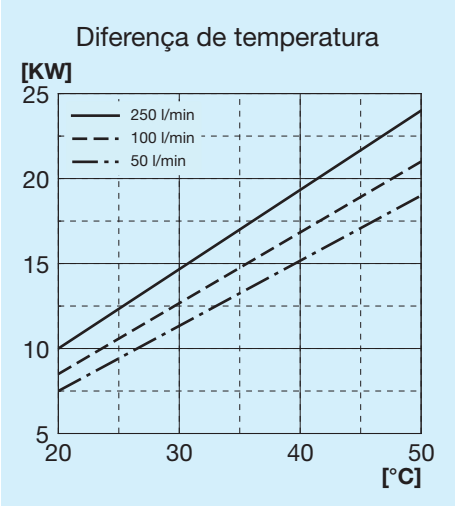

Perda de carga passagem no radiador

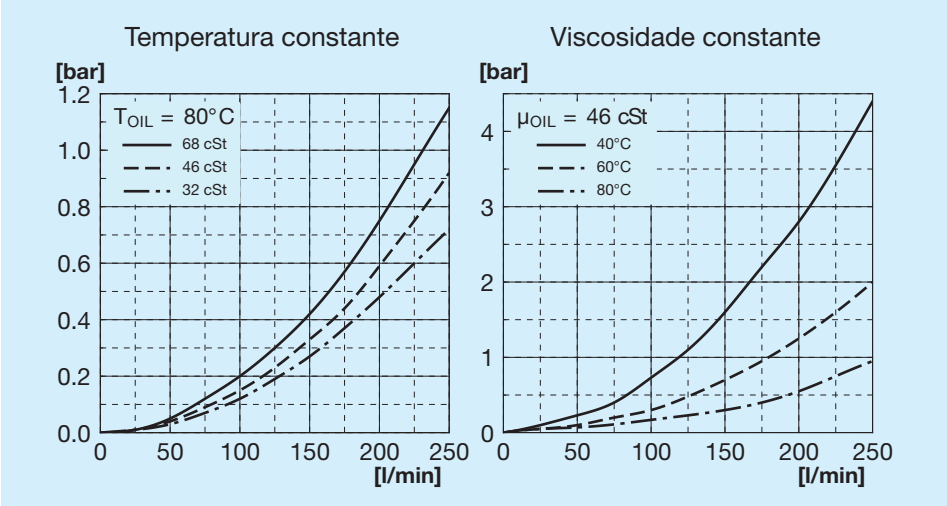

Perda de carga passagem bypass

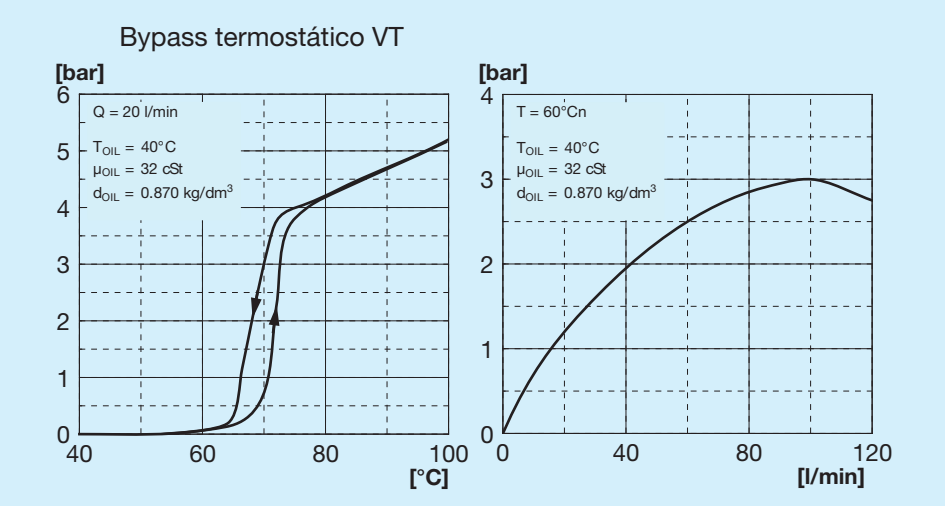

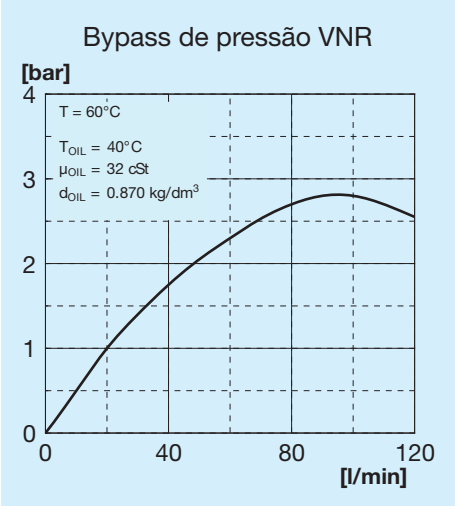

Válvula bypass

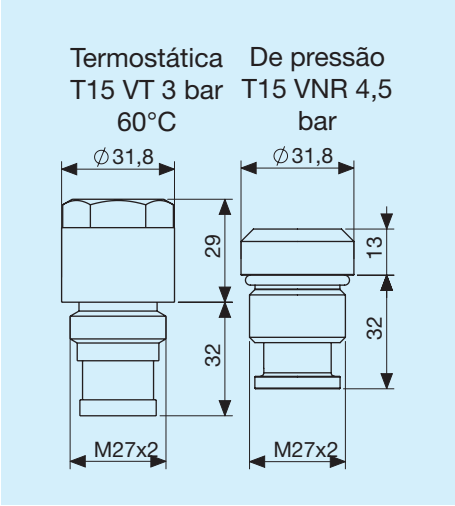

Legenda

A60	Tipo de permutador
1E	1 Ventilador elétrico
A	Aspirante
S	Soprador
AP	Aspirante potencializado
SP	Soprador potencializado
AX	Aspirante superpotencializado
SX	Soprador supertencializado
12V	Tensão do ventilador elétrico
24V	Tensão do ventilador elétrico
T15 VT	Válvula bypass termostática 3 bar 60°C
T15 VNR	Válvula bypass de pressão 4,5 bar

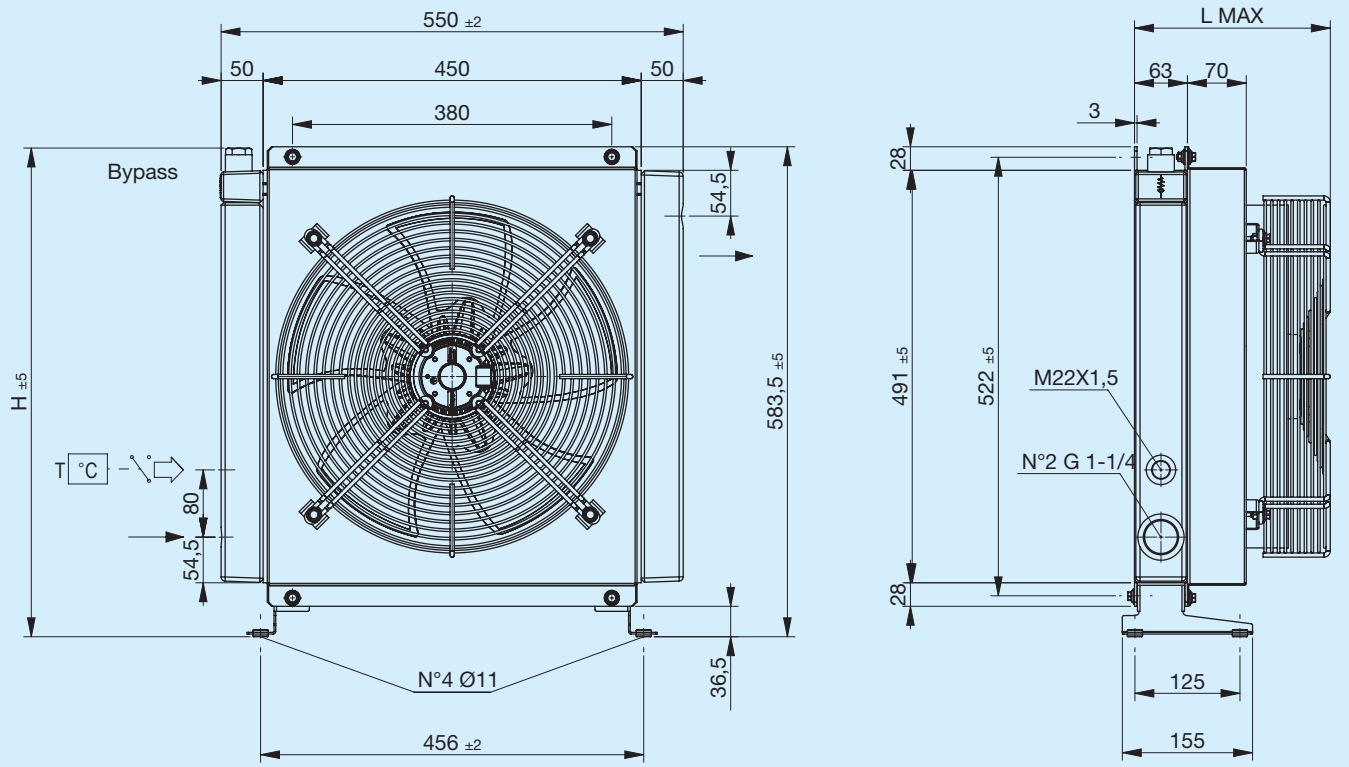

Pé de suporte não incluído (consulte Acessórios)

Código	Descrição	Ø Ventilador mm	Potência W	Frequência Hz	Velocidade min-¹	Proteção IP	L Máx mm	H mm	Massa Kg	Capacidade l
FR633093131	**A60 1EA 230V bypass T15 V.T. 3 bar 60°C**	400	240	50 60	1430 1700	44	238	582	17.9	5.7
FR633093132	**A60 1ES 230V bypass T15 V.T. 3 bar 60°C**	400	240	50 60	1430 1700	44	238	582	17.9	5.7
FR633091031	**A60 1EA 230V bypass T15 VNR 4.5 bar**	400	240	50 60	1430 1700	44	238	566	17.9	5.7
FR633091032	**A60 1ES 230V bypass T15 VNR 4.5 bar**	400	240	50 60	1430 1700	44	238	566	17.9	5.7
FR633093121	**A60 1EA 400V bypass T15 V.T. 3 bar 60°C**	400	185	50 60	1450 1690	44	238	582	17.9	5.7
FR633093122	**A60 1ES 400V bypass T15 V.T. 3 bar 60°C**	400	185	50 60	1450 1690	44	238	582	17.9	5.7
FR633091023	**A60 1EA 400V bypass T15 VNR 4.5 bar**	400	185	50 60	1450 1690	44	238	566	17.9	5.7
FR633091022	**A60 1ES 400V bypass T15 VNR 4.5 bar**	400	185	50 60	1450 1690	44	238	566	17.9	5.7
FR633090031	**A60 1EA 230V**	400	240	50 60	1430 1700	44	238	585	17.9	5.7
FR633090032	**A60 1ES 230V**	400	240	50 60	1430 1700	44	238	585	17.9	5.7
FR633090021	**A60 1EA 400V**	400	185	50 60	1450 1690	44	238	585	17.9	5.7
FR633090022	**A60 1ES 400V**	400	185	50 60	1450 1690	44	238	585	17.9	5.7

Potência térmica

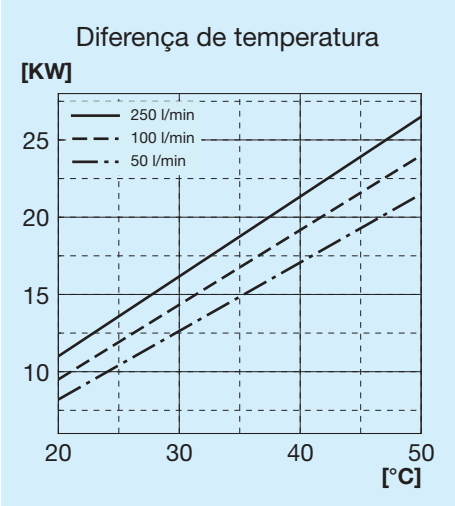

Perda de carga passagem no radiador

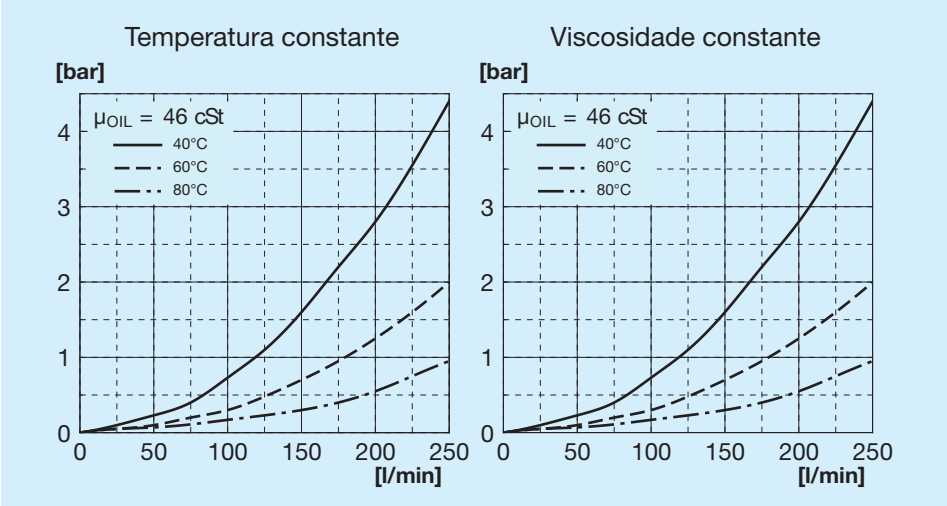

Perda de carga passagem bypass

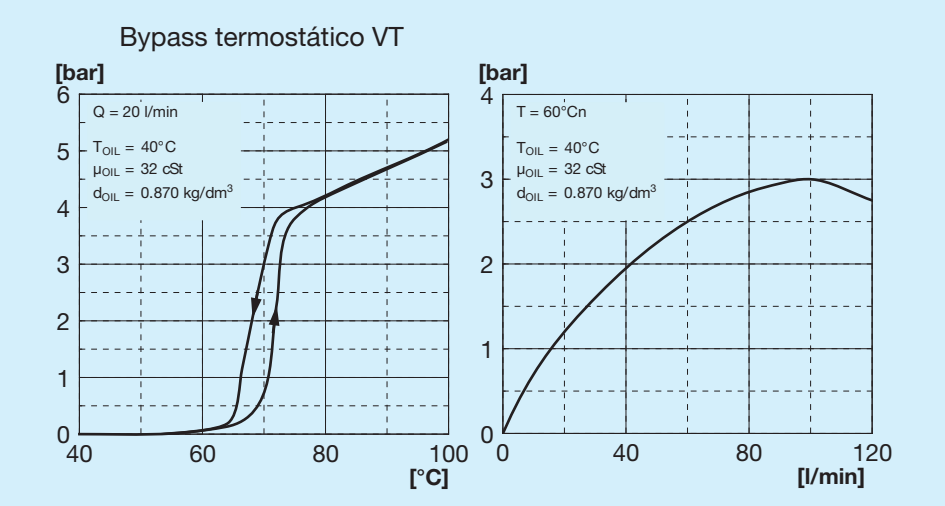

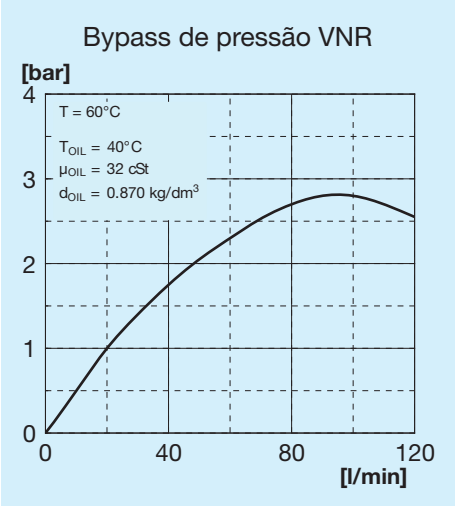

Válvula bypass

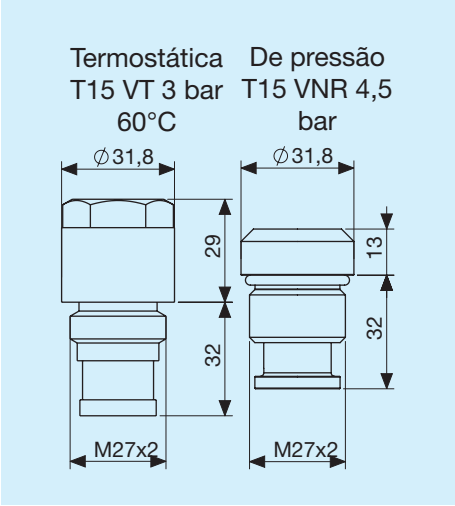

Legenda

A60	Tipo de permutador
1E	1 Ventilador elétrico
A	Aspirante
S	Soprador
230V	Tensão do ventilador elétrico
400V	Tensão do ventilador elétrico
T15 VT	Válvula bypass termostática 3 bar 60°C
T15 VNR	Válvula bypass de pressão 4,5 bar

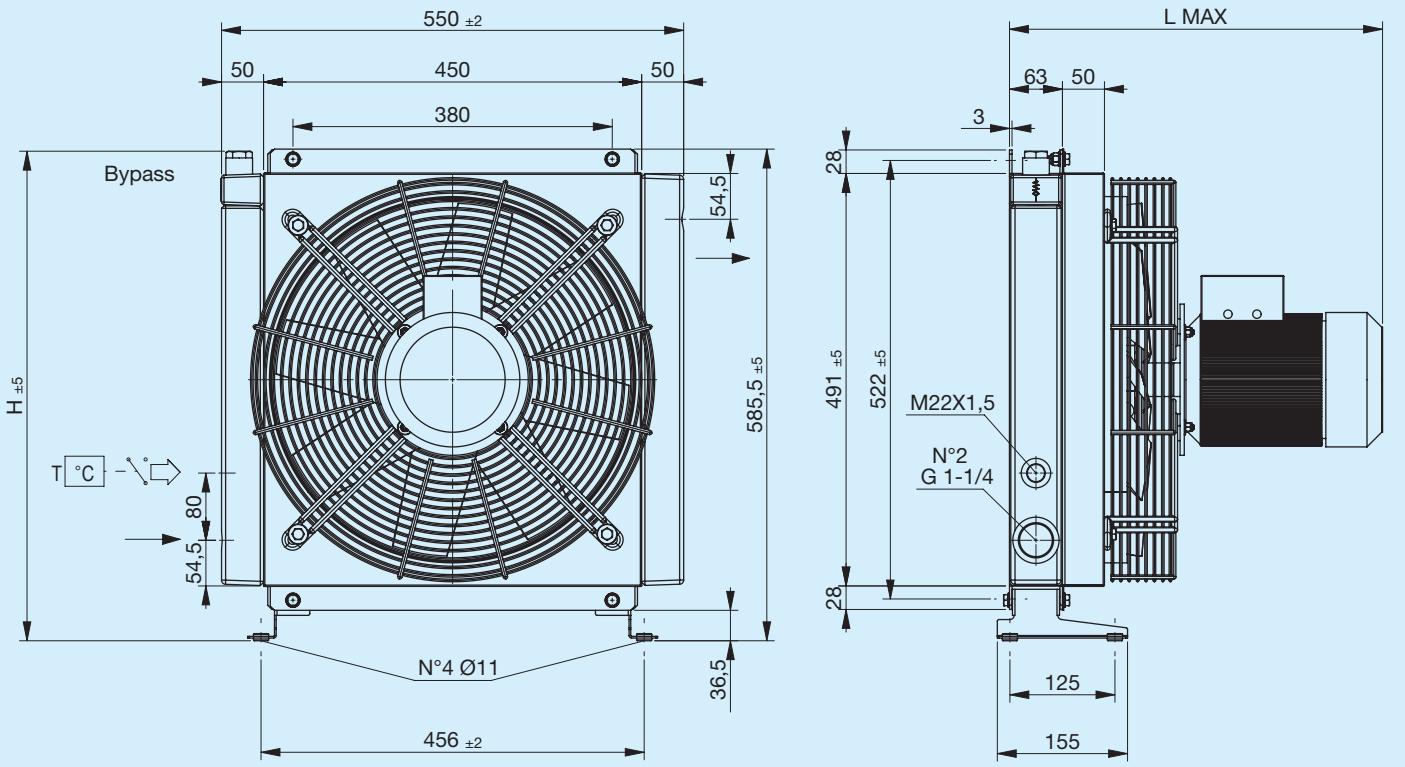

Pé de suporte não incluído (consulte Acessórios)

Código	Descrição	Ø Ventilador mm	Potência W	Frequência Hz	Velocidade min-¹	Proteção IP	L Máx mm	H mm	Massa Kg	Capacidade l
FR633093141	**A60 1EA 230V-B14 bypass T15 V.T. 3 bar 60°C**	420	750	50	1390	65	444	582	26.4	5.7
FR633093142	**A60 1ES 230V-B14 bypass T15 V.T. 3 bar 60°C**	420	750	50	1390	65	444	582	26,4	5,7
FR633091041	**A60 1EA 230V-B14 bypass T15 VNR 4.5 bar**	420	750	50	1390	65	444	566	26.4	5.7
FR633091042	**A60 1ES 230V-B14 bypass T15 VNR 4,5 bar**	420	750	50	1390	65	444	566	26,4	5,7
FR633093151	**A60 1EA 400V-B14 bypass T15 V.T. 3 bar 60°C**	420	750	50	1390	65	444	582	26.4	5.7
FR633093152	**A60 1ES 400V-B14 bypass T15 V.T. 3 bar 60°C**	420	750	50	1390	65	444	582	26.4	5.7
FR633091051	**A60 1EA 400V-B14 bypass T15 VNR 4.5 bar**	420	750	50	1390	65	444	566	26.4	5.7
FR633091052	**A60 1ES 400V-B14 bypass T15 VNR 4.5 bar**	420	750	50	1390	65	444	566	26.4	5.7
FR633090041	**A60 1EA 230V-B14**	420	750	50	1390	65	444	585	26.4	5.7
FR633090042	**A60 1ES 230V-B14**	420	750	50	1390	65	444	585	26.4	5.7
FR633090051	**A60 1EA 400V-B14**	420	750	50	1390	65	444	585	26.4	5.7
FR633090052	**A60 1ES 400V-B14**	420	750	50	1390	65	444	585	26.4	5.7

Potência térmica

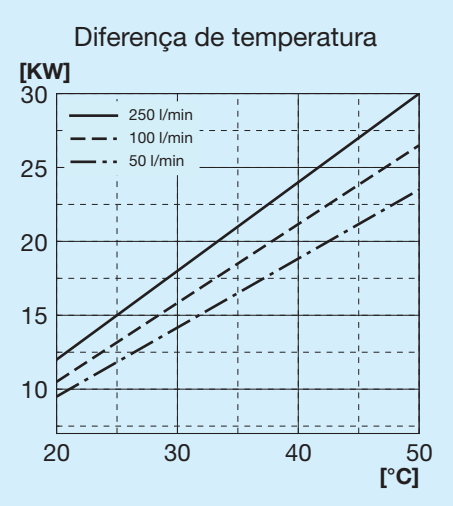

Perda de carga passagem no radiador

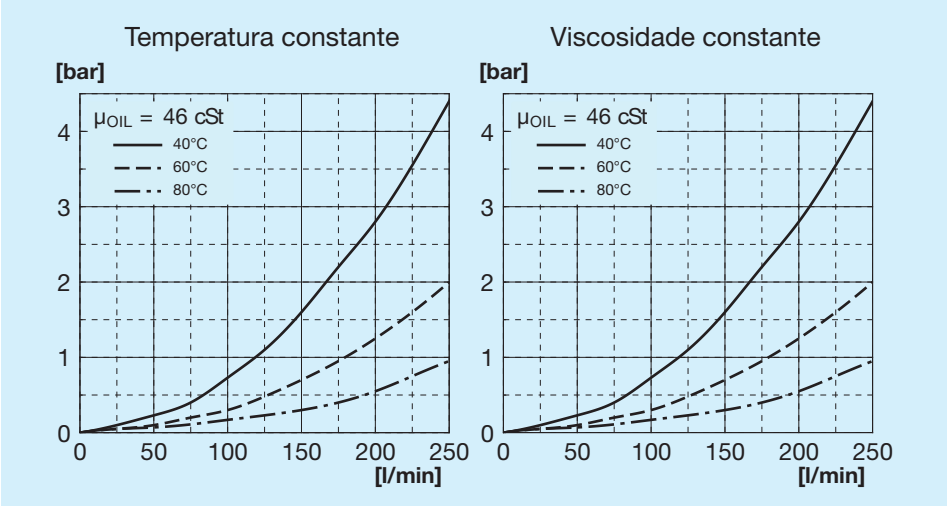

Perda de carga passagem bypass

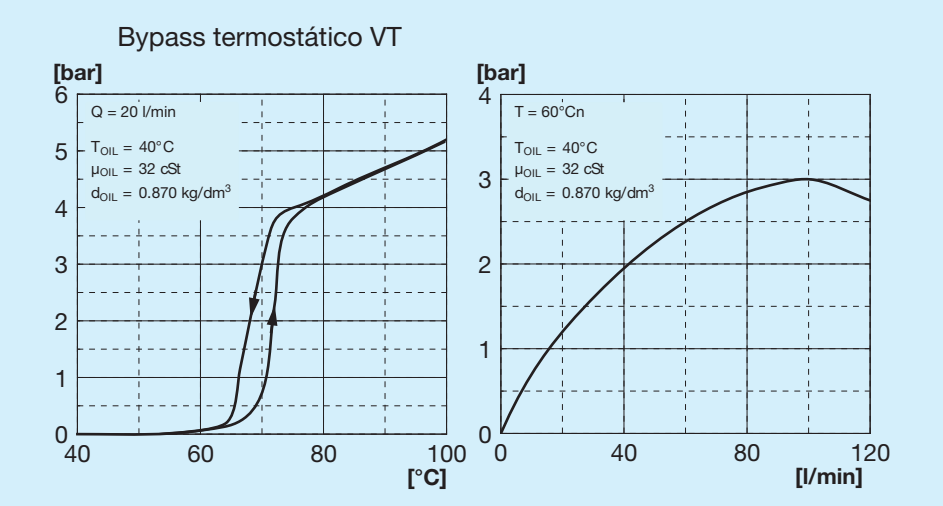

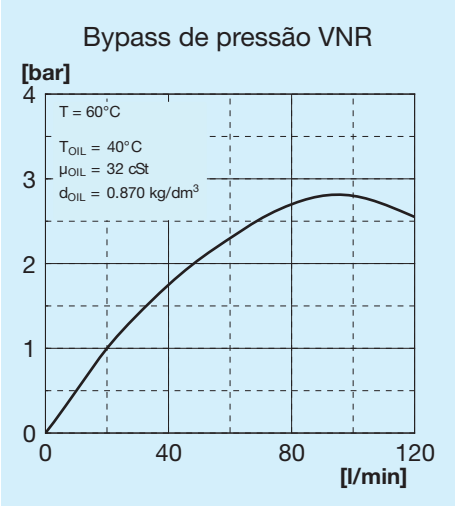

Válvula bypass

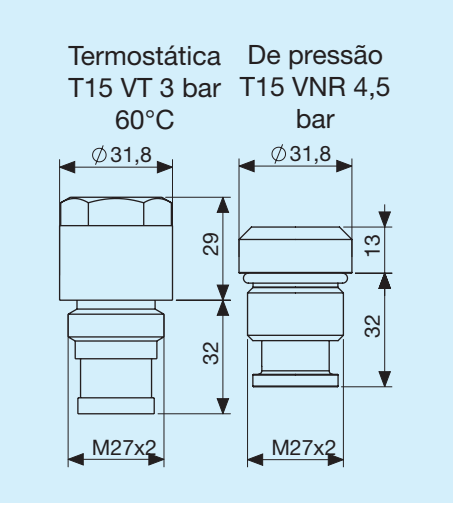

Legenda

A60	Tipo de permutador
1E	1 Ventilador elétrico
A	Aspirante
S	Soprador
230V B14	Tensão do ventilador elétrico
400V B14	Tensão do ventilador elétrico
T15 VT	Válvula bypass termostática 3 bar 60°C
T15 VNR	Válvula bypass de pressão 4,5 bar

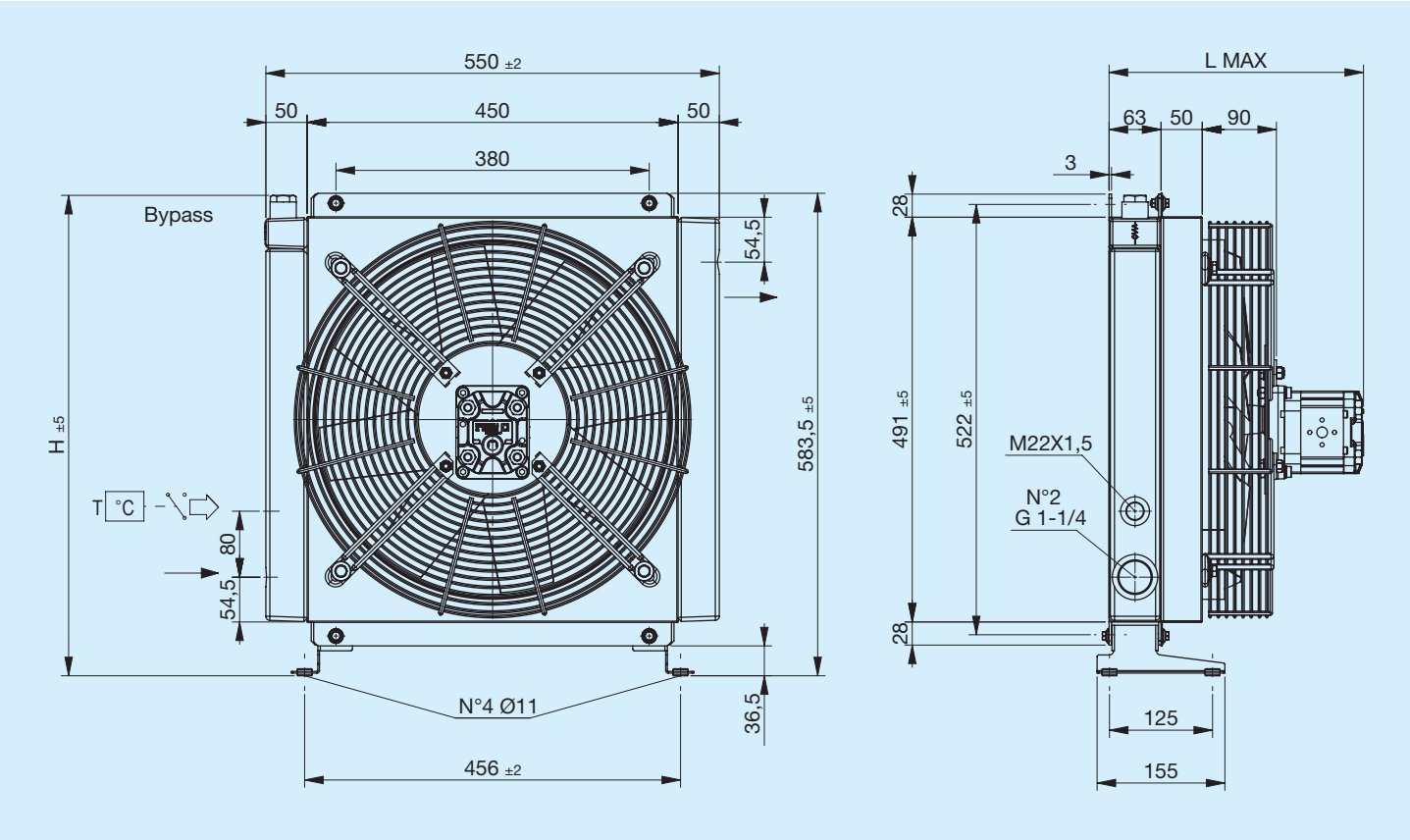

Código	Descrição	Ø Ventilador mm	Cilindrada do motor cm3	L Máx mm	H mm	Massa Kg	Capacidade l
FR634093111	**A60 IA PRED. GR2 bypass T15 V.T. 3 bar 60°C**	420	_	250	583	20	5.7
FR634093112	**A60 IS PRED. GR2 bypass T15 V.T. 3 bar 60°C**	420	_	250	583	20	5.7
FR634091011	**A60 IA PRED. GR2 bypass T15 VNR 4.5 bar**	420	_	250	567	20	5.7
FR634091012	**A60 IS PRED. GR2 bypass T15 VNR 4.5 bar**	420	_	250	567	20	5.7
FR634093113	**A60 IA MOT.HIDR. GR2 bypass T15 V.T. 3 bar 60°C**	420	6	310	583	21	5.7
FR634093114	**A60 IS MOT.HIDR. GR2 bypass T15 V.T. 3 bar 60°C**	420	6	310	583	21	5.7
FR634091013	**A60 IA MOT.HIDR. GR2 bypass T15 VNR 4.5 bar**	420	6	310	567	21	5.7
FR634091014	**A60 IS MOT.HIDR. GR2 bypass T15 VNR 4.5 bar**	420	6	310	567	21	5.7
FR634090011	**A60 IA PRED. GR2**	420	_	250	585	20	5.7
FR634090012	**A60 IS PRED. GR2**	420	_	250	585	20	5.7
FR634090013	**A60 IA MOT.HIDR. GR2**	420	6	310	585	21	5.7
FR634090014	**A60 IS MOT.HIDR. GR2**	420	6	310	585	21	5.7

Potência térmica

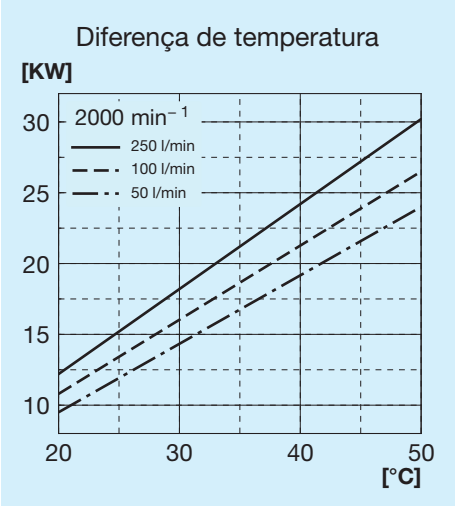

Perda de carga passagem no radiador

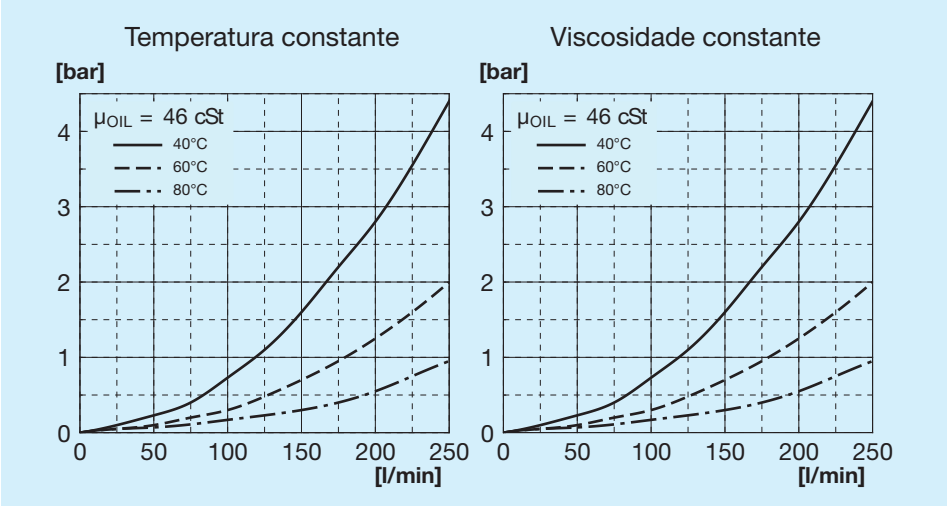

Perda de carga passagem bypass

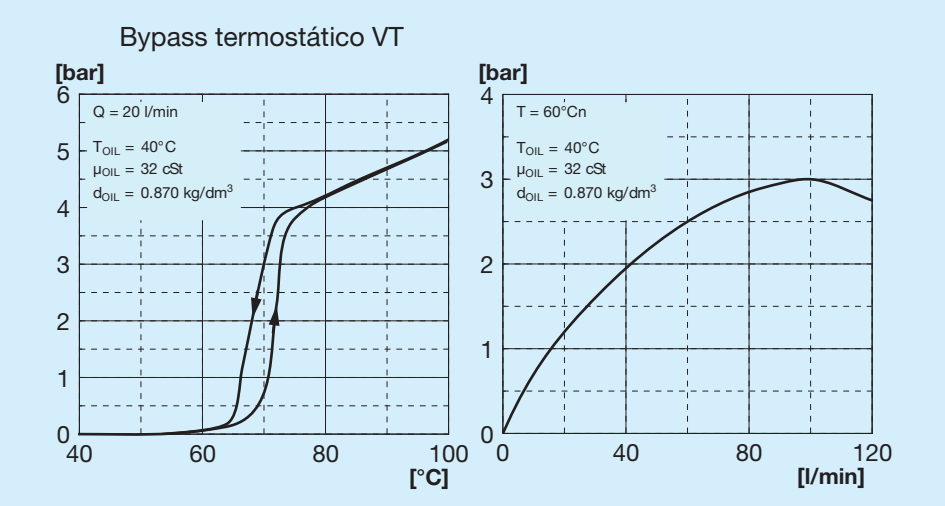

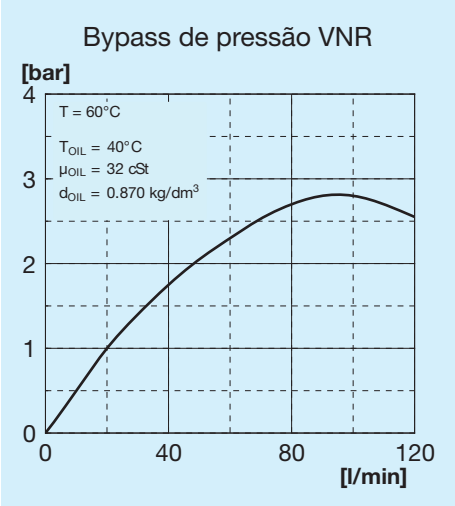

Válvula bypass

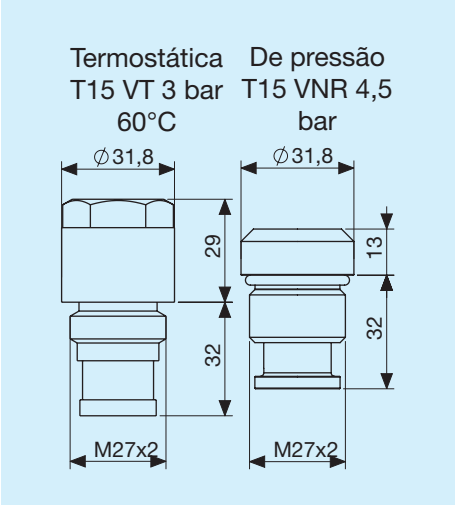

Legenda

A60	Tipo de permutador
IA	Hidráulico Aspirante
IS	Hidráulico Soprador
PRED.	Com suporte do motor
MOT. HIDR.	Com motor com suporte integrado
GR1	Grupo 1
GR2	Grupo 2
T15 VT	Válvula bypass termostática 3 bar 60°C
T15 VNR	Válvula bypass de pressão 4,5 bar

Pé de suporte esquerdo

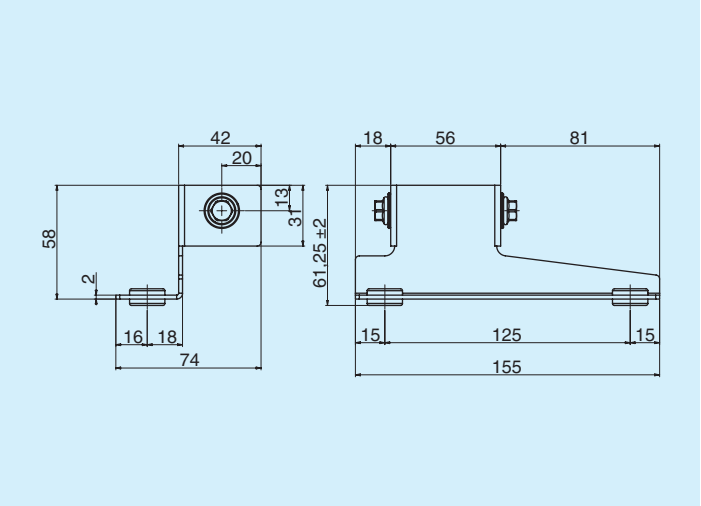

	Código
Pé de suporte esquerdo	FR290000011R

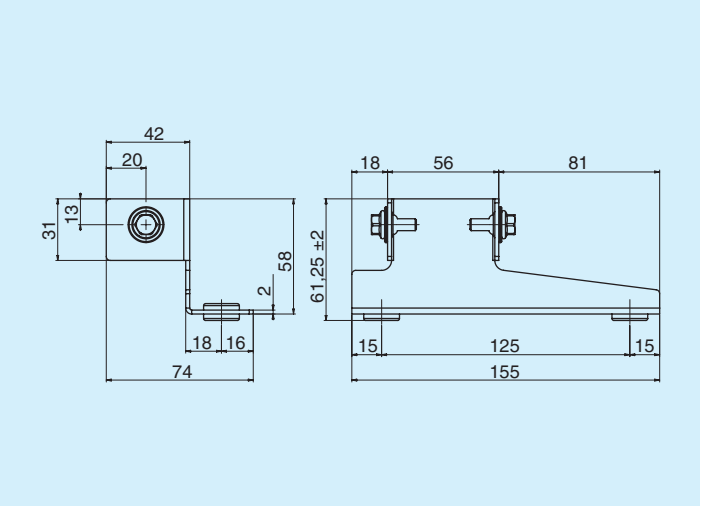

	Código
Pé de suporte direito	FR290000012R

Termostato

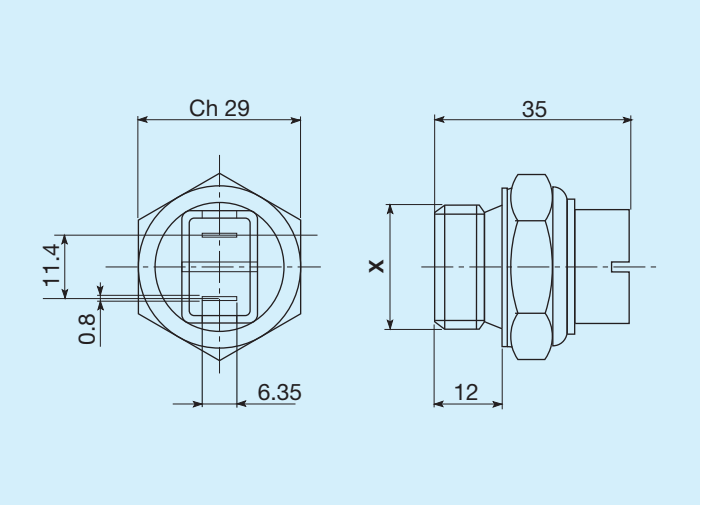

Temperaturas de intervenção C°	Roscagem	Código
45 - 35	M22x1,5	FR361104535R
60 - 50	M22x1,5	FR361106050R
80 - 70	M22x1,5	FR361108070R
82 - 68	M22x1,5	FR361108268R
85 - 76	M22x1,5	FR361108576R

Termostatos protegidos IP54

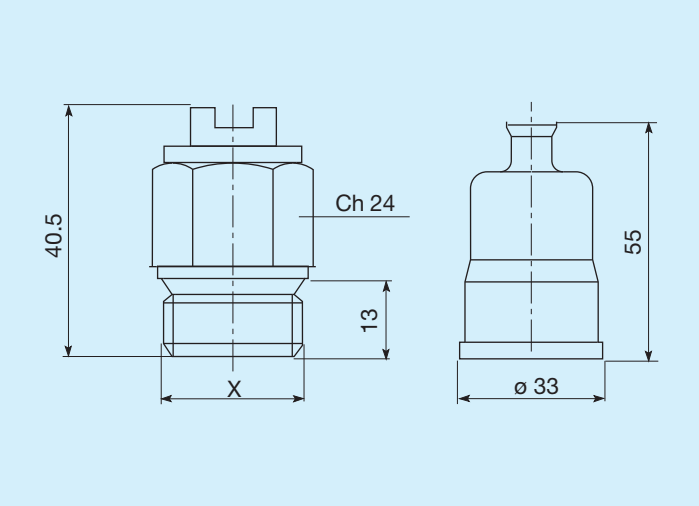

Temperaturas de intervenção C°	Roscagem	Código
45 - 35	M22x1,5	FR361124535R
50 - 40	M22x1,5	FR361125040R
60 - 50	M22x1,5	FR361126050R
70 - 60	M22x1,5	FR361127060R
80 -70	M22x1,5	FR361128070R

Termostatos protegidos IP65

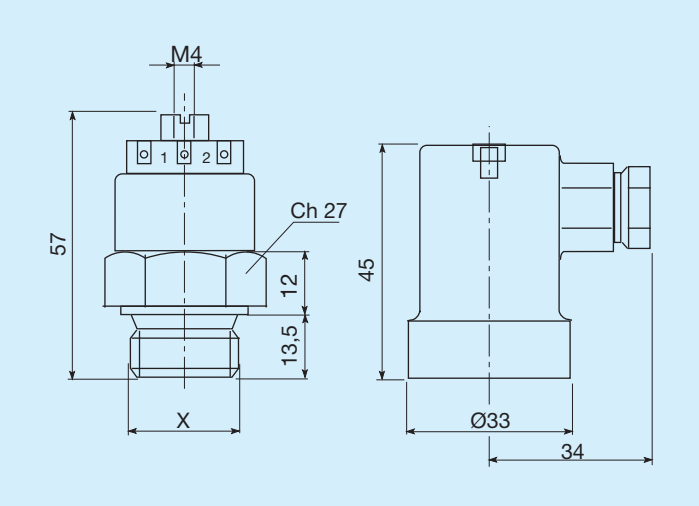

Temperaturas de intervenção C°	Roscagem	Código
45 - 35	M22x1,5	FR361154535R
47 - 36	M22x1,5	FR361155040R
60 - 50	M22x1,5	FR361176050R
80 - 70	M22x1,5	FR361158070R