A65

Antes de usar, leer atentamente el documento INSTRUCCIONES GENERALES DE USO DE LOS INTERCAMBIADORES DE CALOR.

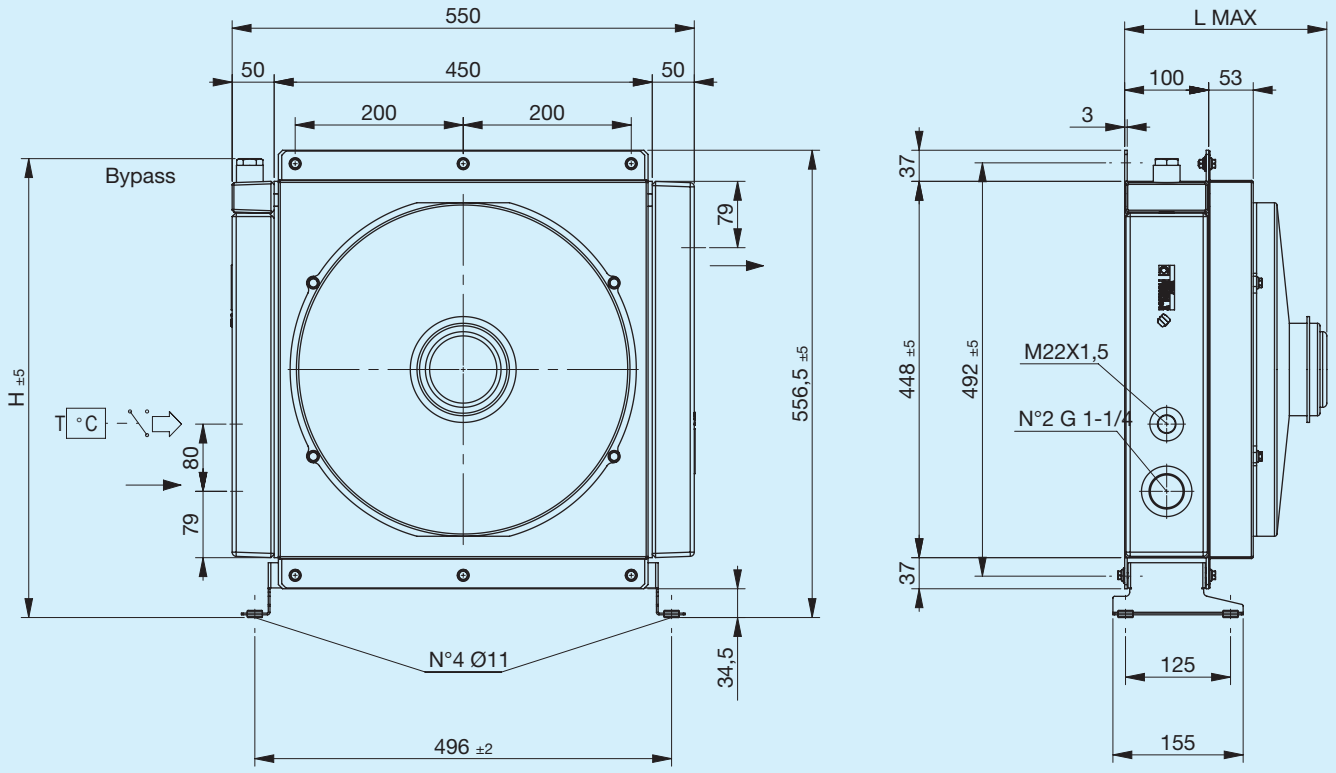

Pie de soporte no incluido (ver Accesorios)

Código	Descripción	Ø Ventilador mm	Caudal de aire m³/h	Tensión V	Intensidad A	L Máx. mm	H mm	Masa Kg	Capacidad l
FR633123101	**A65 1EAX 12V bypass T15 V.T. 3 bar 60 °C**	385	2850	12	19,7	240	546	20	8.5
FR633123102	**A65 1ESX 12V bypass T15 V.T. 3 bar 60 °C**	385	3070	12	18,7	240	546	20	8.5
FR633121001	**A65 1EAX 12V bypass T15 VNR 4,5 bar**	385	2850	12	19,7	240	530	20	8.5
FR633121002	**A65 1ESX 12V bypass T15 VNR 4,5 bar**	385	3070	12	18,7	240	530	20	8.5
FR633123113	**A65 1EAX 24V bypass T15 V.T. 3 bar 60 °C**	385	3070	24	10	240	546	20	8.5
FR633123114	**A65 1ESX 24V bypass T15 V.T. 3 bar 60 °C**	385	3180	24	9,4	240	546	20	8.5
FR633121013	**A65 1EAX 24V bypass T15 VNR 4,5 bar**	385	3070	24	10	240	530	20	8.5
FR633121014	**A65 1ESX 24V bypass T15 VNR 4,5 bar**	385	3180	24	9,4	240	530	20	8.5
FR633120001	**A65 1EAX 12V**	385	2850	12	19,7	240	556.5	20	8.5
FR633120002	**A65 1ESX 12V**	385	3070	12	18,7	240	556.5	20	8.5
FR633120013	**A65 1EAX 24V**	385	3070	24	10	240	556.5	20	8.5
FR633120014	**A65 1ESX 24V**	385	3180	24	9,4	240	556.5	20	8.5

Potencia térmica

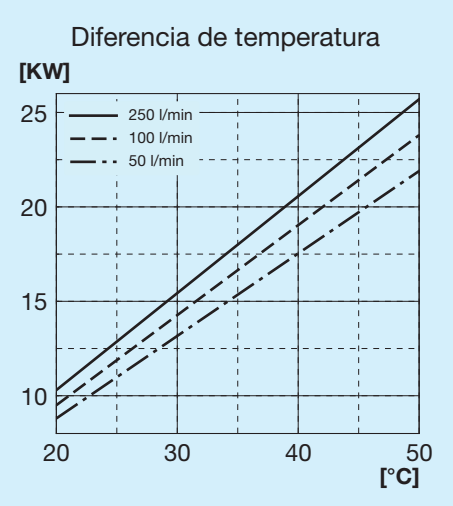

Pérdida de carga paso radiador

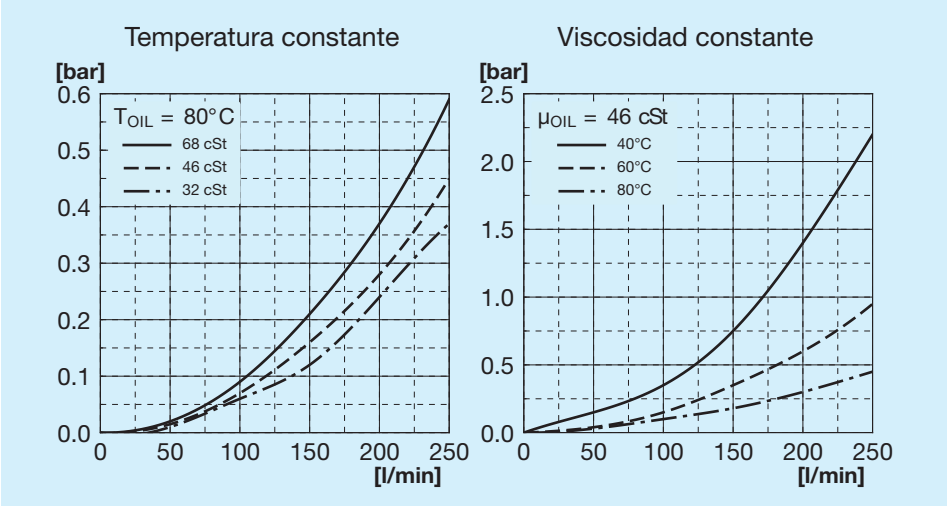

Pérdida de carga paso bypass

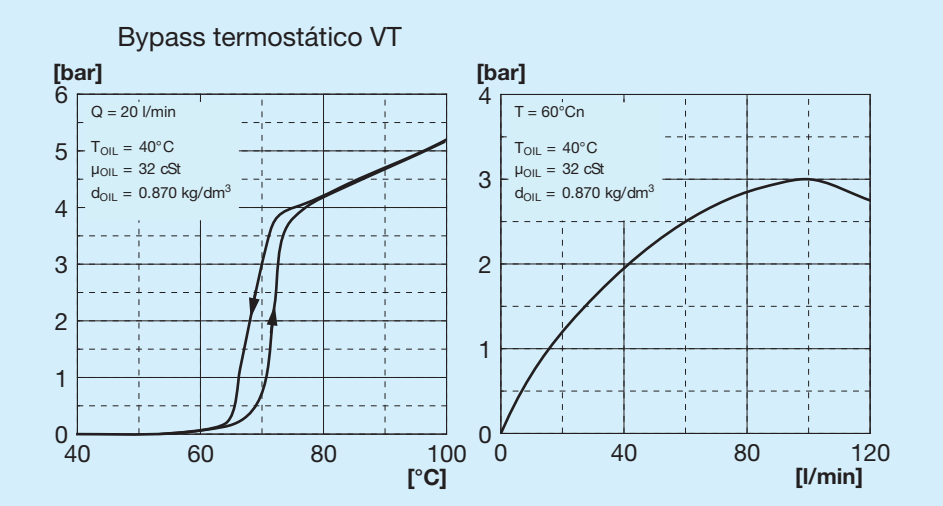

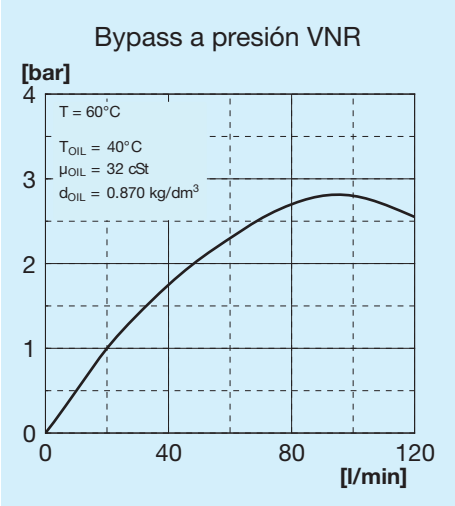

Válvulas de bypass

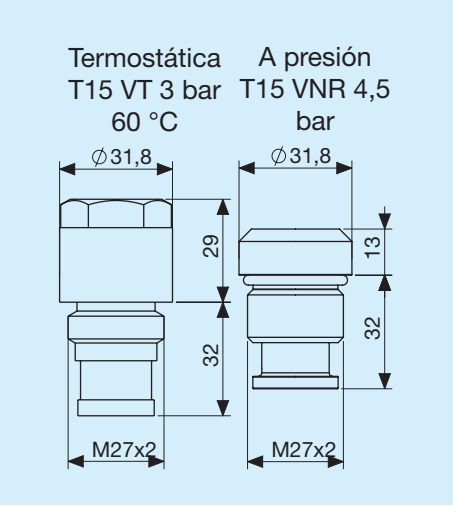

Leyenda

A65	Tipo de intercambiador
1E	1 Electroventilador
A	Aspirante
S	Soplante
AP	Aspirante potenciado
SP	Soplante potenciado
AX	Aspirante superpotenciado
SX	Soplante superpotenciado
12V	Tensión electroventilador
24V	Tensión electroventilador
T15 VT	Válvula bypass termostática 3 bar 60 °C
T15 VNR	Válvula bypass a presión 4,5 bar

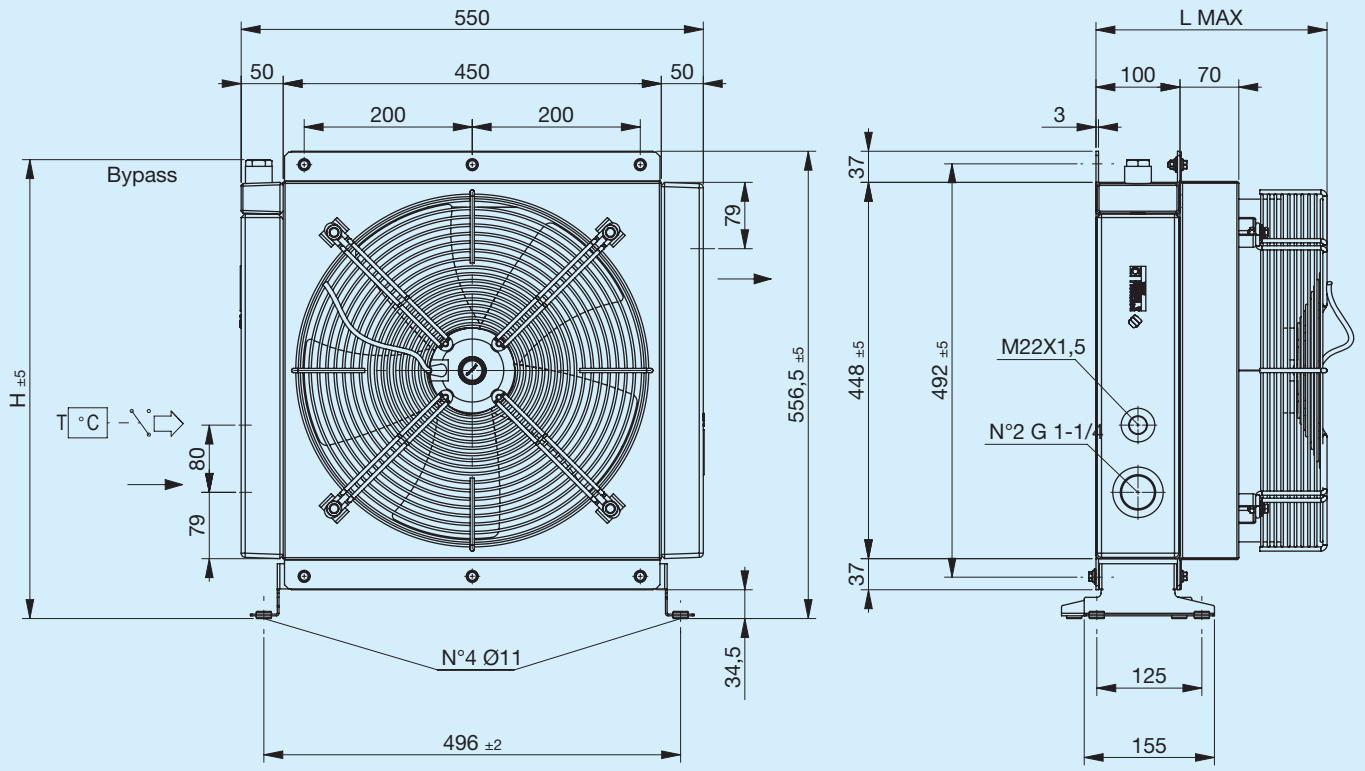

Pie de soporte no incluido (ver Accesorios)

Código	Descripción	Ø Ventilador mm	Potencia W	Frecuencia Hz	Velocidad min-¹	Protección IP	L Máx. mm	H mm	Masa Kg	Capacidad l
FR633123131	**A65 1EA 230V bypass T15 V.T. 3 bar 60 °C**	400	240	50 60	1430 1700	44	275	546	21.5	8.5
FR633123132	**A65 1ES 230V bypass T15 V.T. 3 bar 60 °C**	400	240	50 60	1430 1700	44	275	546	21.5	8.5
FR633121031	**A65 1EA 230V bypass T15 VNR 4,5 bar**	400	240	50 60	1430 1700	44	275	530	21.5	8.5
FR633121032	**A65 1ES 230V bypass T15 VNR 4,5 bar**	400	240	50 60	1430 1700	44	275	530	21.5	8.5
FR633123121	**A65 1EA 400V bypass T15 V.T. 3 bar 60 °C**	400	185	50 60	1450 1690	44	275	546	21.5	8.5
FR633123122	**A65 1ES 400V bypass T15 V.T. 3 bar 60 °C**	400	185	50 60	1450 1690	44	275	546	21.5	8.5
FR633121021	**A65 1EA 400V bypass T15 VNR 4,5 bar**	400	185	50 60	1450 1690	44	275	530	21.5	8.5
FR633121022	**A65 1ES 400V bypass T15 VNR 4,5 bar**	400	185	50 60	1450 1690	44	275	530	21.5	8.5
FR633120031	**A65 1EA 230V**	400	240	50 60	1430 1700	44	275	556	21.5	8.5
FR633120032	**A65 1ES 230V**	400	240	50 60	1430 1700	44	275	556	21.5	8.5
FR633120021	**A65 1EA 400V**	400	185	50 60	1450 1690	44	275	556	21.5	8.5
FR633120022	**A65 1ES 400V**	400	185	50 60	1450 1690	44	275	556	21.5	8.5

Potencia térmica

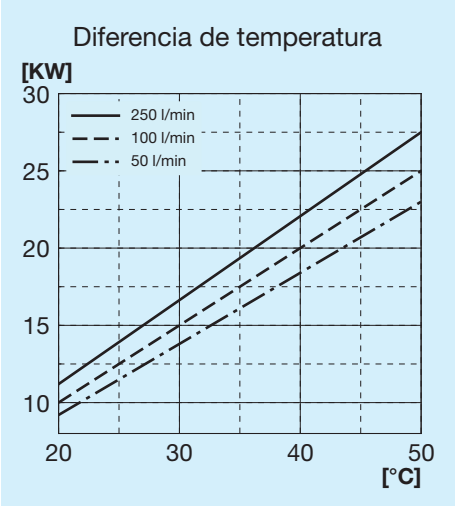

Pérdida de carga paso radiador

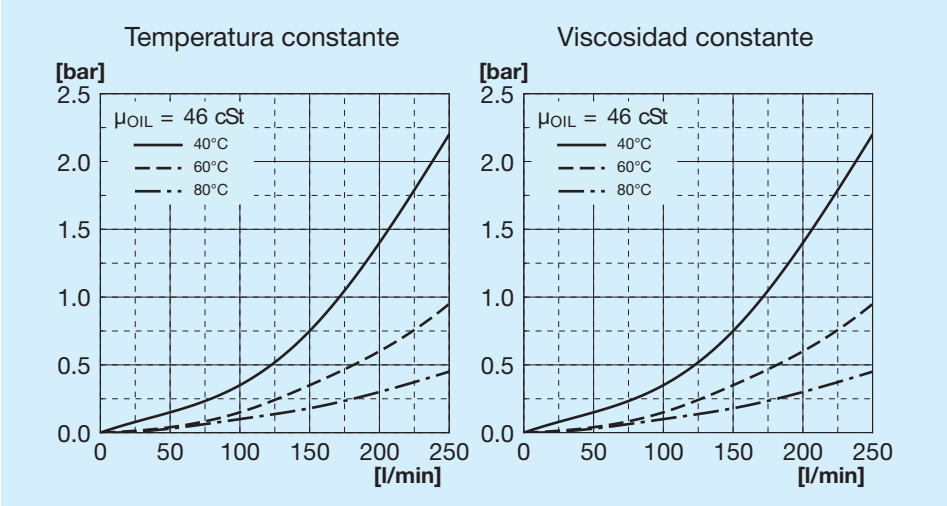

Pérdida de carga paso bypass

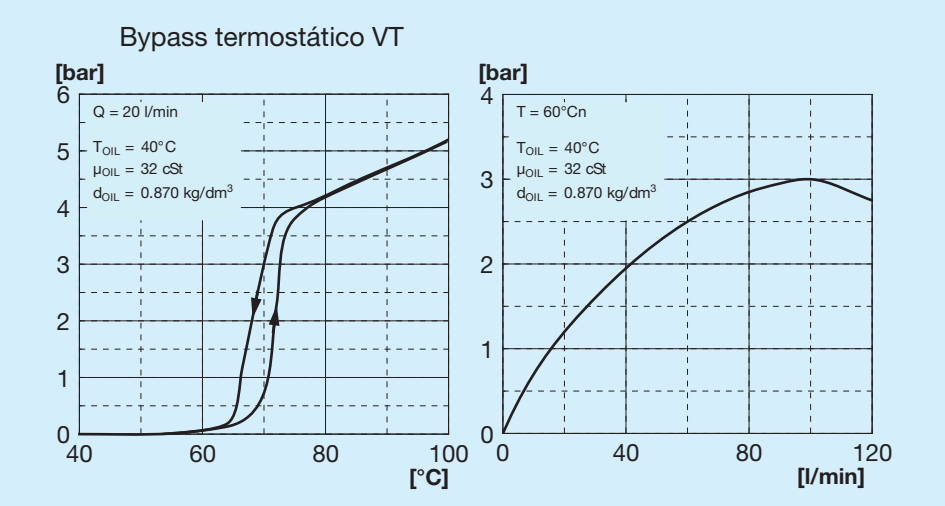

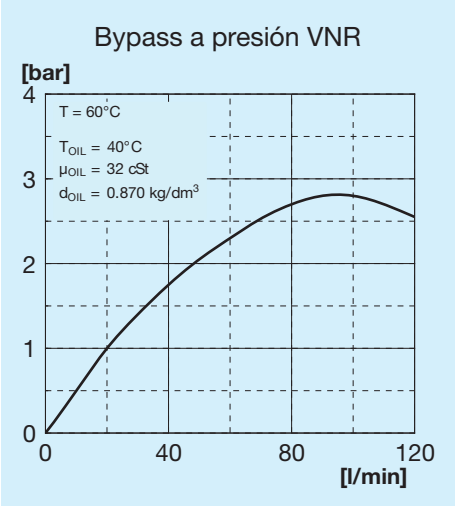

Válvulas de bypass

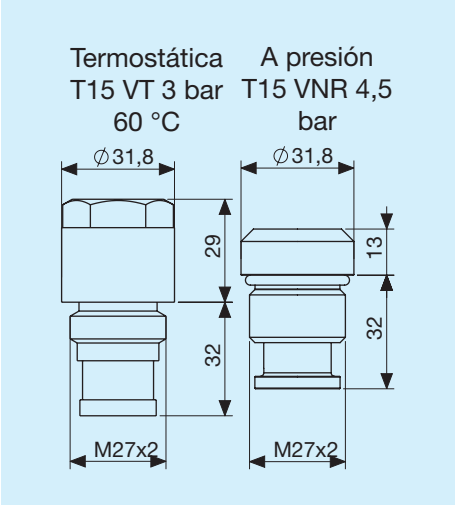

Leyenda

A65	Tipo de intercambiador
1E	1 Electroventilador
A	Aspirante
S	Soplante
230V	Tensión electroventilador
400V	Tensión electroventilador
T15 VT	Válvula bypass termostática 3 bar 60 °C
T15 VNR	Válvula bypass a presión 4,5 bar

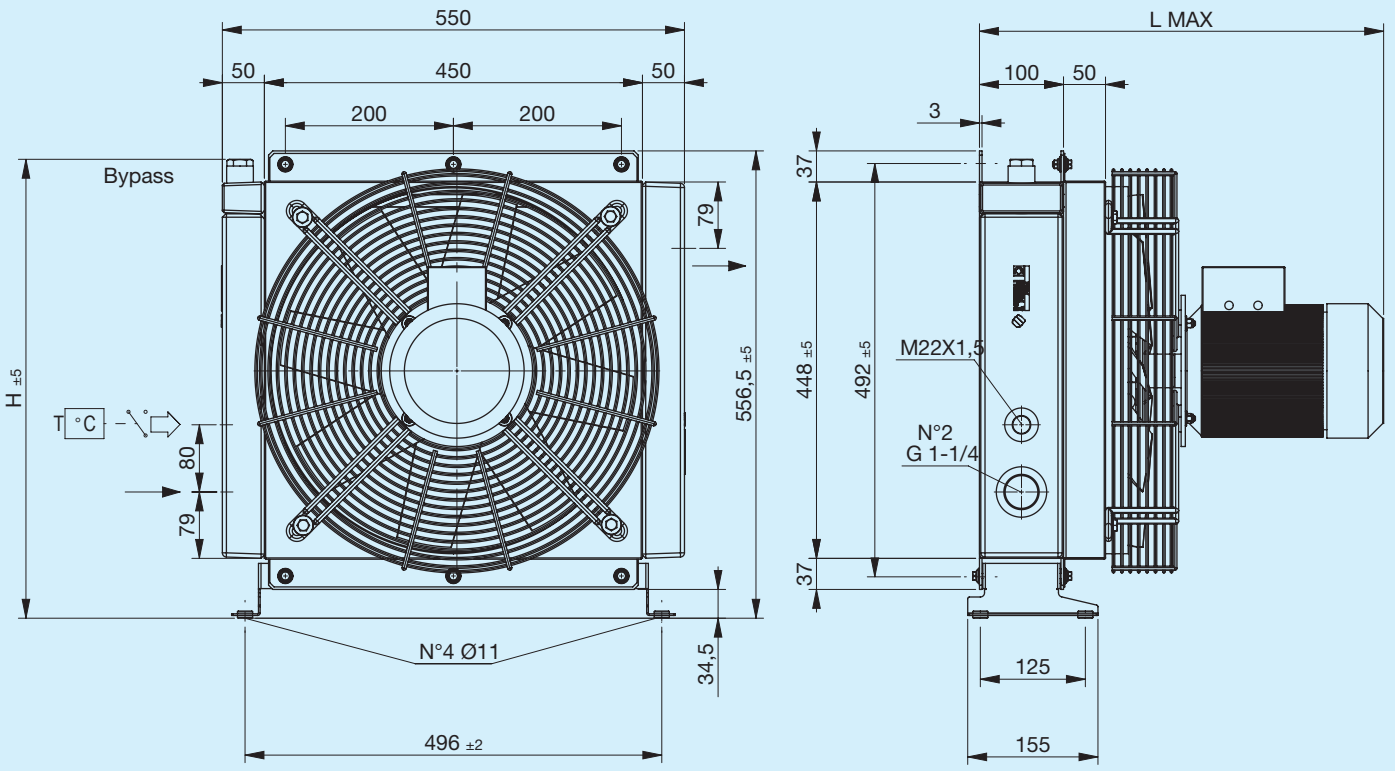

Pie de soporte no incluido (ver Accesorios)

Código	Descripción	Ø Ventilador mm	Potencia W	Frecuencia Hz	Velocidad min-¹	Protección IP	L Máx. mm	H mm	Masa Kg	Capacidad l
FR633123141	**A65 1EA 230V-B14 bypass T15 V.T. 3 bar 60 °C**	420	750	50	1390	65	481	546	30	8.5
FR633123142	**A65 1ES 230V-B14 bypass T15 V.T. 3 bar 60 °C**	420	750	50	1390	65	481	546	30	8,5
FR633121041	**A65 1EA 230V-B14 bypass T15 VNR 4,5 bar**	420	750	50	1390	65	481	530	30	8,5
FR633121042	**A65 1ES 230V-B14 bypass T15 VNR 4,5 bar**	420	750	50	1390	65	481	530	30	8.5
FR633123151	**A65 1EA 400V-B14 bypass T15 V.T. 3 bar 60 °C**	420	750	50	1390	65	481	546	30	8.5
FR633123152	**A65 1ES 400V-B14 bypass T15 V.T. 3 bar 60 °C**	420	750	50	1390	65	481	546	30	8.5
FR633121051	**A65 1EA 400V-B14 bypass T15 VNR 4,5 bar**	420	750	50	1390	65	481	530	30	8.5
FR633121052	**A65 1ES 400V-B14 bypass T15 VNR 4,5 bar**	420	750	50	1390	65	481	530	30	8.5
FR633120041	**A65 1EA 230V-B14**	420	750	50	1390	65	481	556	30	8.5
FR633120042	**A65 1ES 230V-B14**	420	750	50	1390	65	481	556	30	8.5
FR633120051	**A65 1EA 400V-B14**	420	750	50	1390	65	481	556	30	8.5
FR633120052	**A65 1ES 400V-B14**	420	750	50	1390	65	481	556	30	8.5

Potencia térmica

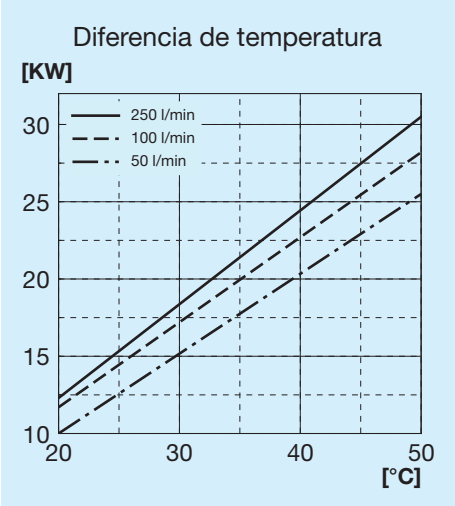

Pérdida de carga paso radiador

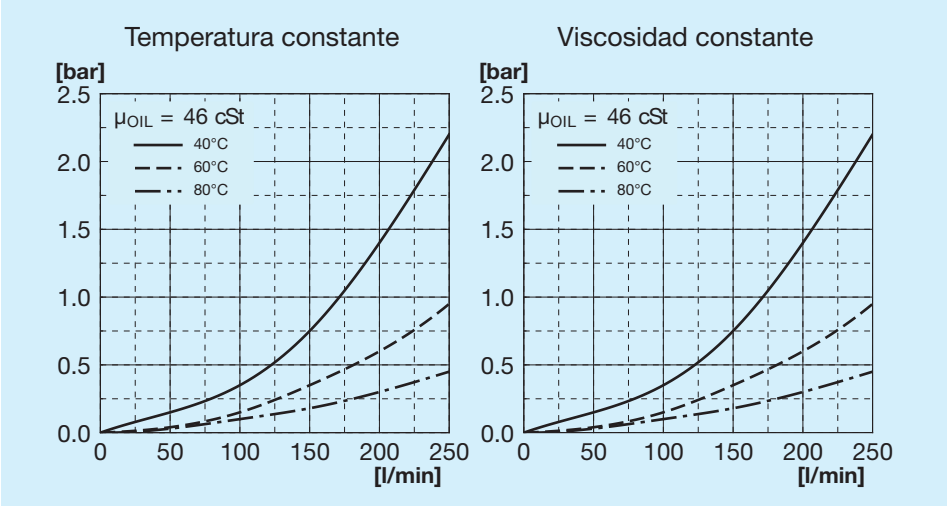

Pérdida de carga paso bypass

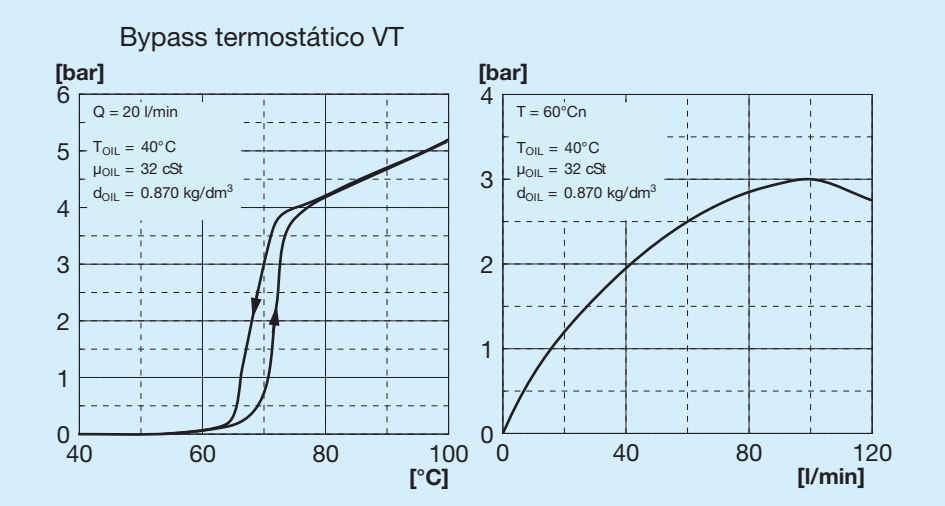

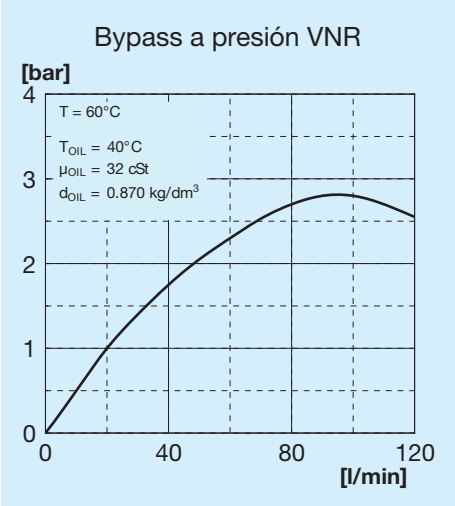

Válvulas de bypass

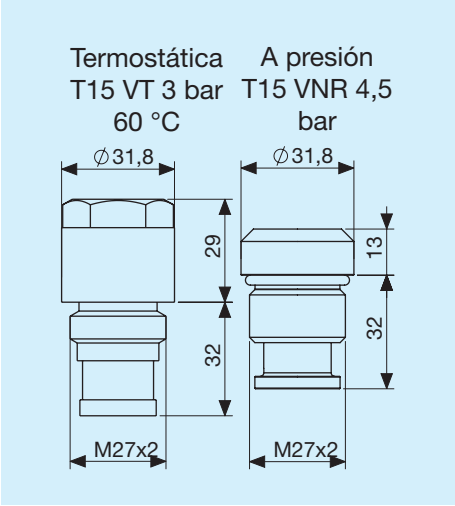

Leyenda

A65	Tipo de intercambiador
1E	1 Electroventilador
A	Aspirante
S	Soplante
230V B14	Tensión electroventilador
400V B14	Tensión electroventilador
T15 VT	Válvula bypass termostática 3 bar 60 °C
T15 VNR	Válvula bypass a presión 4,5 bar

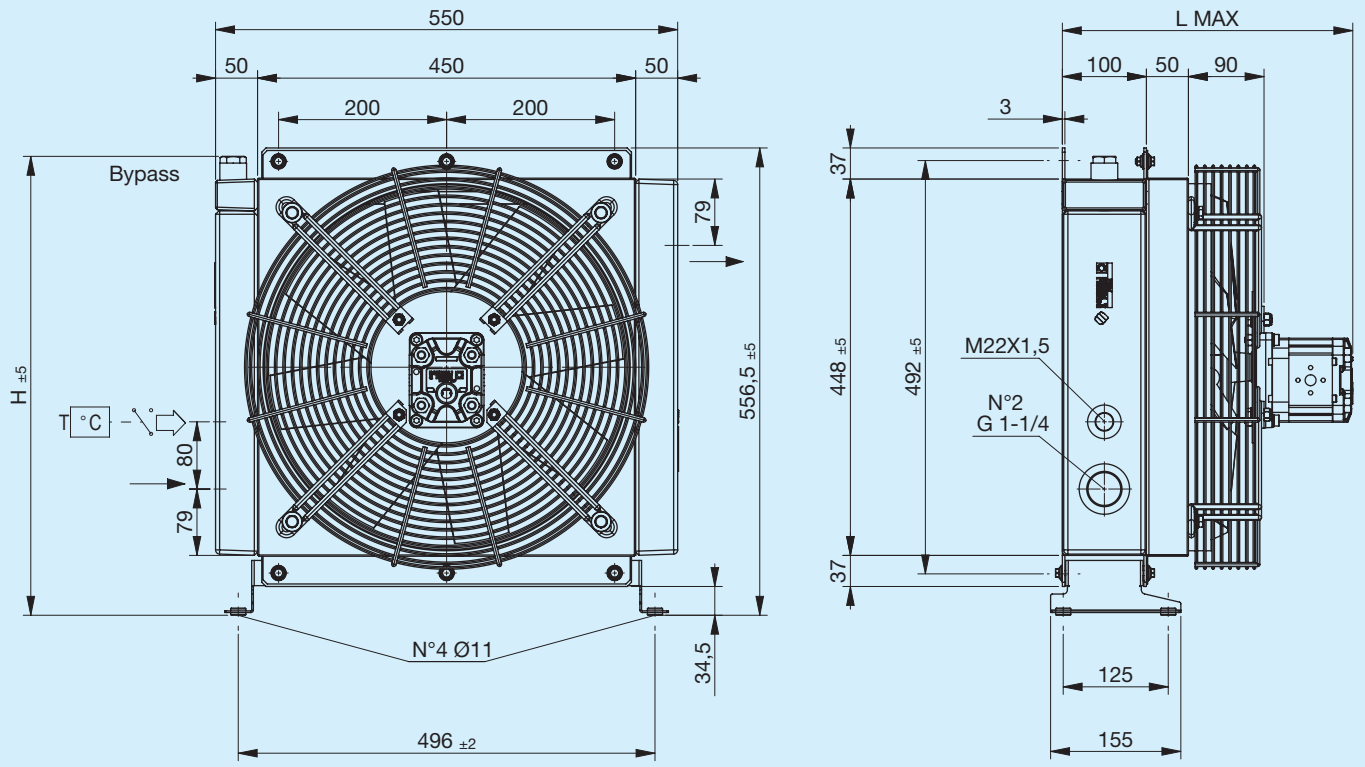

Pie de soporte no incluido (ver Accesorios)

Código	Descripción	Ø Venti-lador mm	Cilindra-da del motor cm3	L Máx. mm	H mm	Masa Kg	Capaci-dad l
FR634123104	**A65 IA PRED.GR2 bypass T15 V.T. 3 bar 60 °C**	420	_	285	546	23	8.5
FR634123106	**A65 IS PRED.GR2 bypass T15 V.T. 3 bar 60 °C**	420	_	285	546	23	8.5
FR634121004	**A65 IA PRED.GR2 bypass T15 VNR 4,5 bar**	420	_	285	530	23	8.5
FR634121006	**A65 IS PRED.GR2 bypass T15 VNR 4,5 bar**	420	_	285	530	23	8.5
FR634123113	**A65 IA MOT.HIDR. GR2 bypass T15 V.T. 3 bar 60 °C**	420	6	345	546	24	8.5
FR634123114	**A65 IS MOT.HIDR. GR2 bypass T15 V.T. 3 bar 60 °C**	420	6	345	546	24	8.5
FR634121013	**A65 IA MOT.HIDR. GR2 bypass T15 VNR 4,5 bar**	420	6	345	530	24	8.5
FR634121014	**A65 IS MOT.HIDR. GR2 bypass T15 VNR 4,5 bar**	420	6	345	530	24	8.5
FR634120004	**A65 IA PRED.GR2**	420	_	285	556	23	8.5
FR634120006	**A65 IS PRED.GR2**	420	_	285	556	23	8.5
FR634120013	**A65 IA MOT.HIDR. GR2**	420	6	345	556	24	8.5
FR634120014	**A65 IS MOT.HIDR. GR2**	420	6	345	556	24	8.5

Potencia térmica

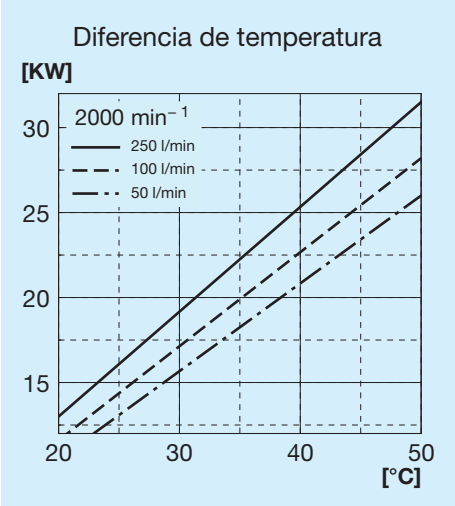

Pérdida de carga paso radiador

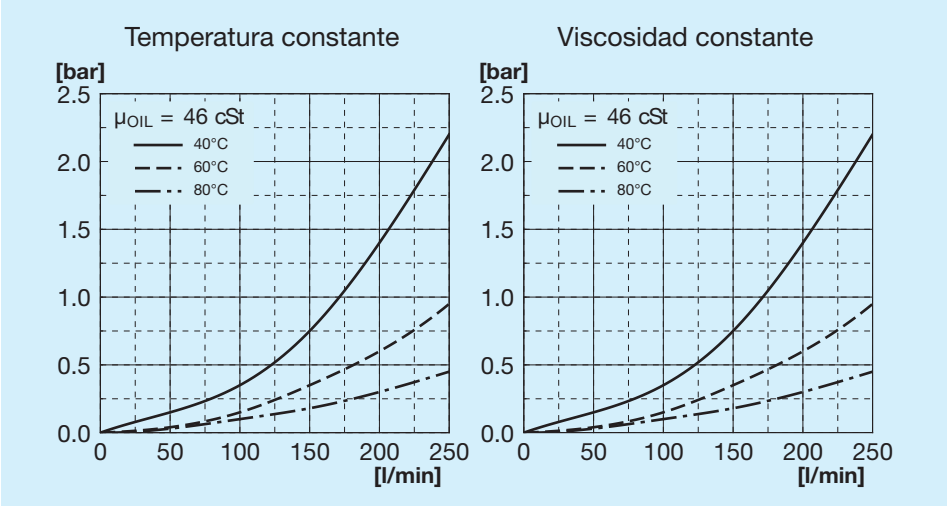

Pérdida de carga paso bypass

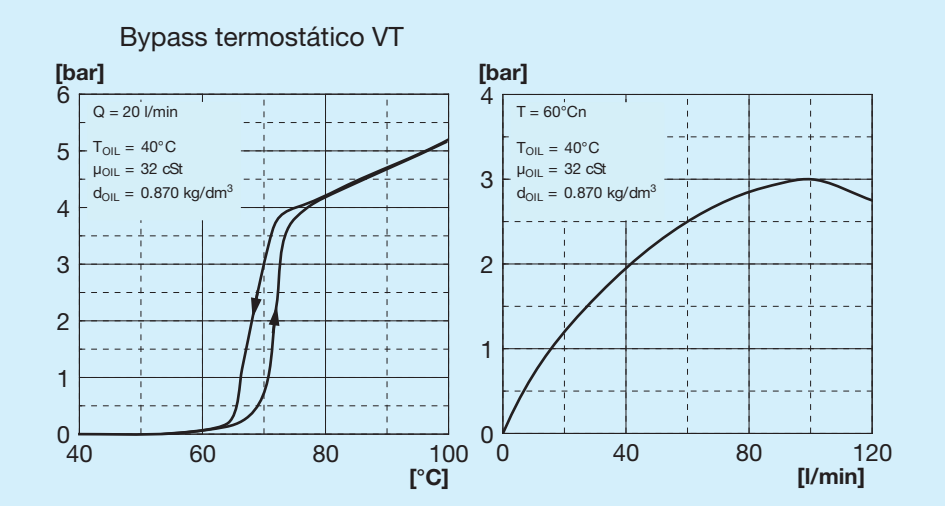

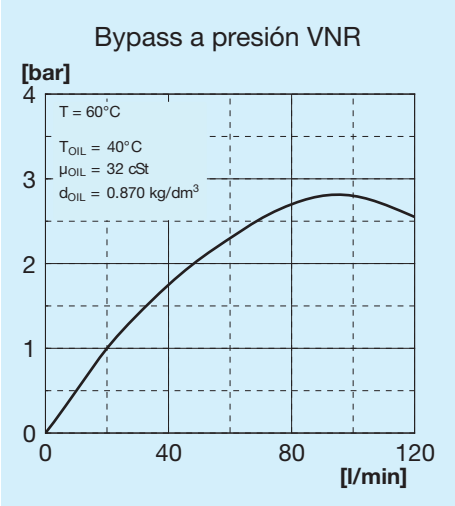

Válvulas de bypass

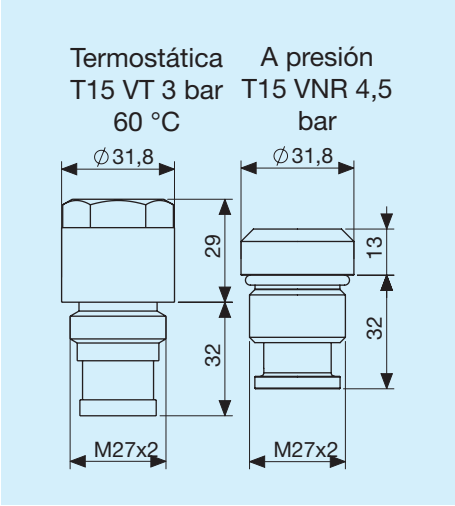

Leyenda

A65	Tipo de intercambiador
IA	Hidráulico Aspirante
IS	Hidráulico Soplante
PRED.	Con soporte motor
MOT. HIDR.	Con motor de soporte integrado
GR1	Grupo 1
GR2	Grupo 2
T15 VT	Válvula bypass termostática 3 bar 60 °C
T15 VNR	Válvula bypass a presión 4,5 bar

Pata de soporte izquierda

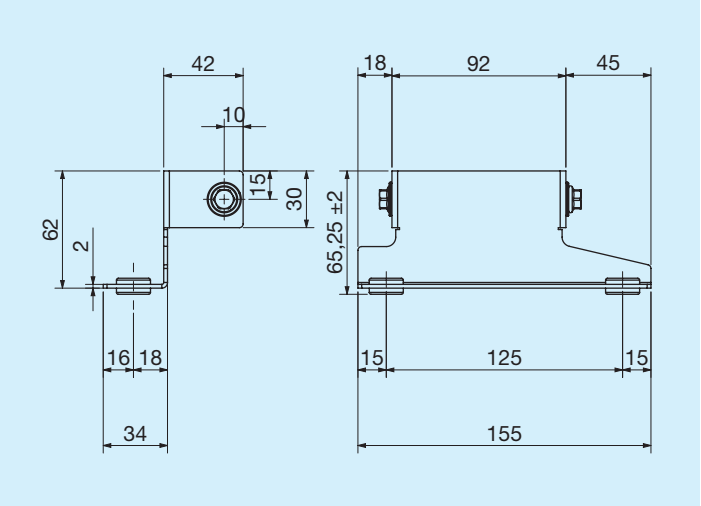

	Código
Pata de soporte izquierda	FR290000009R

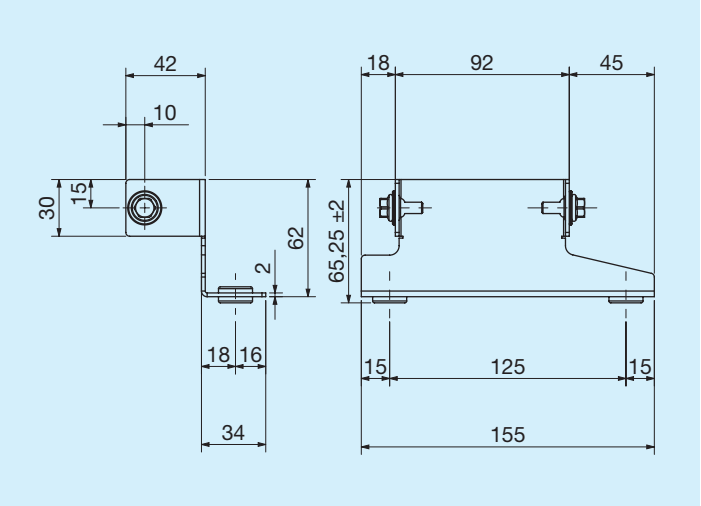

	Código
Pata de soporte derecha	FR290000010R

Termostatos

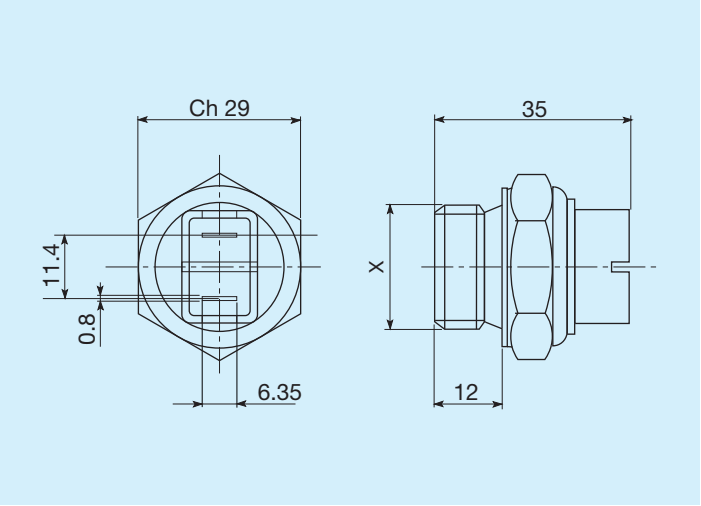

Temperaturas de intervención C°	Rosca	Código
45 - 35	M22x1,5	FR361104535R
60 - 50	M22x1,5	FR361106050R
80 - 70	M22x1,5	FR361108070R
82 - 68	M22x1,5	FR361108268R
85 - 76	M22x1,5	FR361108576R

Termostatos protegidos IP54

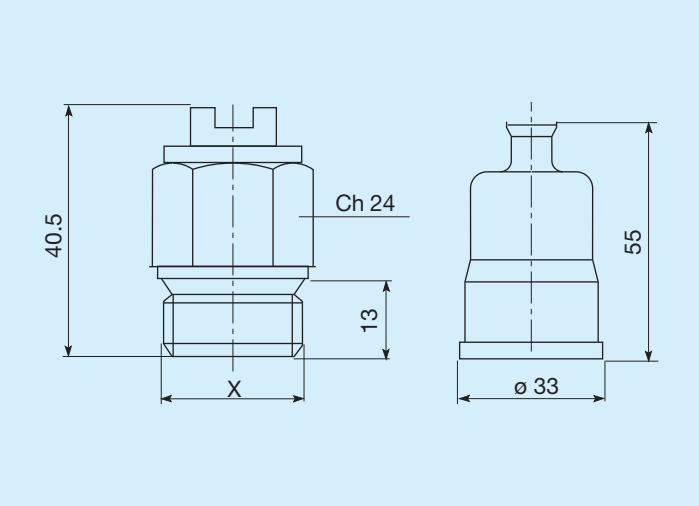

Temperaturas de intervención C°	Rosca	Código
45 - 35	M22x1,5	FR361124535R
50 - 40	M22x1,5	FR361125040R
60 - 50	M22x1,5	FR361126050R
70 - 60	M22x1,5	FR361127060R
80 -70	M22x1,5	FR361128070R

Termostatos protegidos IP65

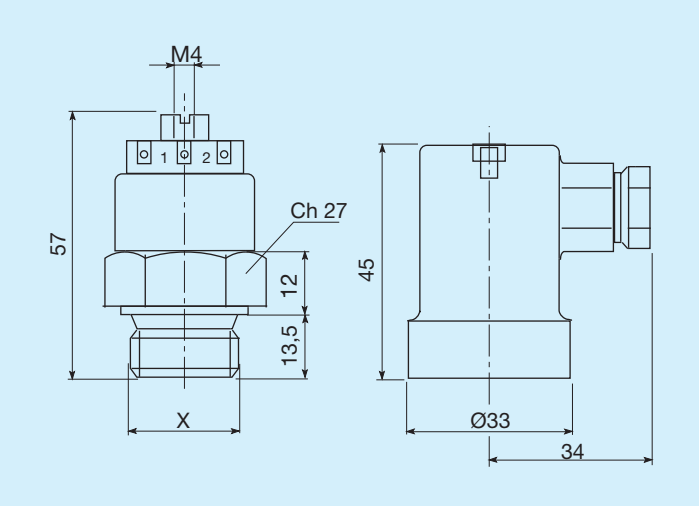

Temperaturas de intervención C°	Rosca	Código
45 - 35	M22x1,5	FR361154535R
47 - 36	M22x1,5	FR361155040R
60 - 50	M22x1,5	FR361176050R
80 - 70	M22x1,5	FR361158070R