A70

Antes de usar, leer atentamente el documento INSTRUCCIONES GENERALES DE USO DE LOS INTERCAMBIADORES DE CALOR.

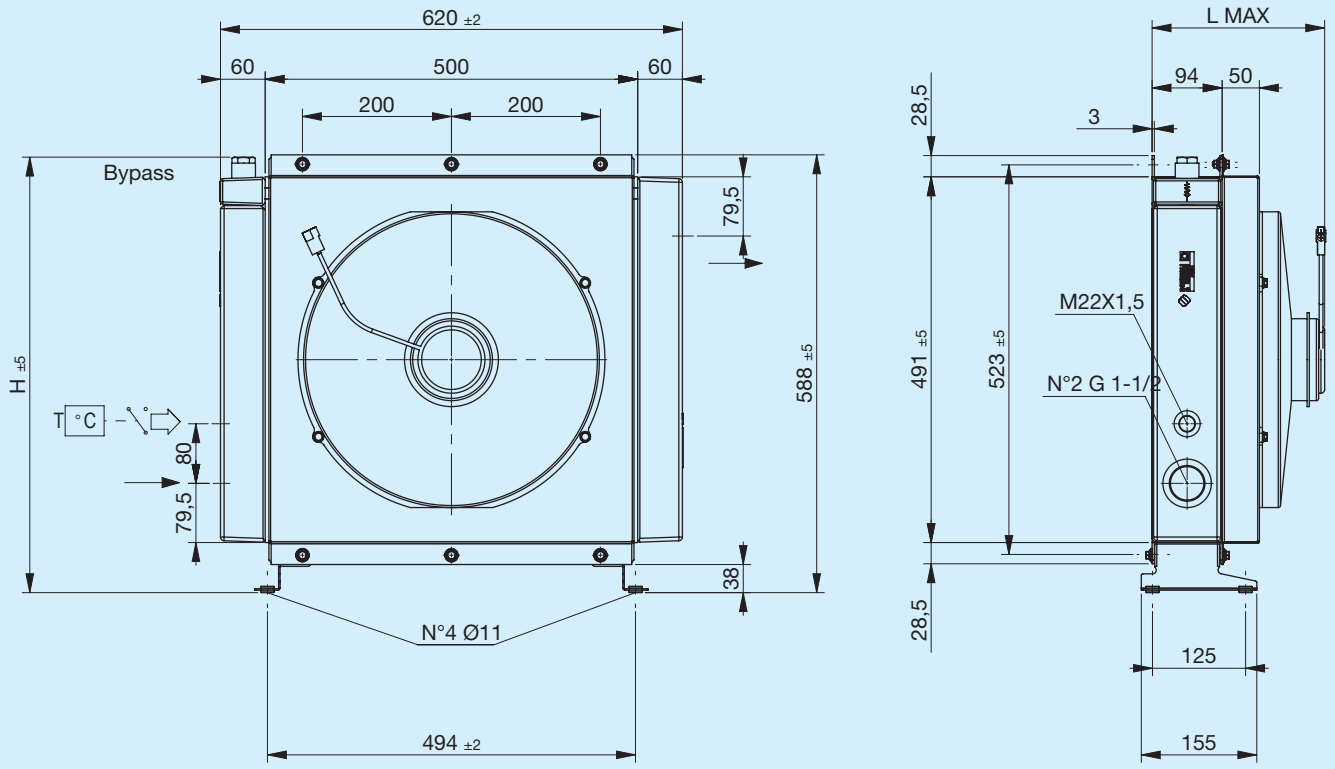

Pie de soporte no incluido (ver Accesorios)

Código	Descripción	Ø Ventilador mm	Caudal de aire m³/h	Tensión V	Intensidad A	L Máx. mm	H mm	Masa Kg	Capacidad l
FR633233105	**A70 1EAX 12V bypass T15 V.T. 3 bar 60 °C**	385	2850	12	19,7	230	585	22	10.5
FR633233106	**A70 1ESX 12V bypass T15 V.T. 3 bar 60 °C**	385	3070	12	18,7	230	585	22	10.5
FR633231005	**A70 1EAX 12V bypass T15 VNR 4,5 bar**	385	2850	12	19,7	230	569	22	10.5
FR633231006	**A70 1ESX 12V bypass T15 VNR 4,5 bar**	385	3070	12	18,7	230	569	22	10.5
FR633233115	**A70 1EAX 24V bypass T15 V.T. 3 bar 60 °C**	385	3070	24	10	230	585	22	10.5
FR633233116	**A70 1ESX 24V bypass T15 V.T. 3 bar 60 °C**	385	3180	24	9,4	230	585	22	10.5
FR633231015	**A70 1EAX 24V bypass T15 VNR 4,5 bar**	385	3070	24	10	230	569	22	10.5
FR633231016	**A70 1ESX 24V bypass T15 VNR 4,5 bar**	385	3180	24	9,4	230	569	22	10.5
FR633230005	**A70 1EAX 12V**	385	2850	12	19,7	230	588	22	10.5
FR633230006	**A70 1ESX 12V**	385	3070	12	18,7	230	588	22	10.5
FR633230015	**A70 1EAX 24V**	385	3070	24	10	230	588	22	10.5
FR633230016	**A70 1ESX 24V**	385	3180	24	9,4	230	588	22	10.5

Potencia térmica

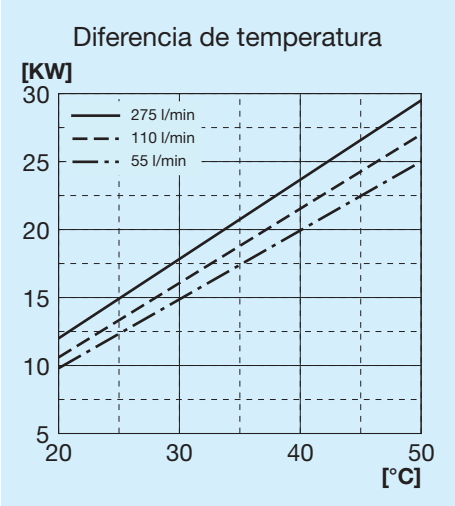

Pérdida de carga paso radiador

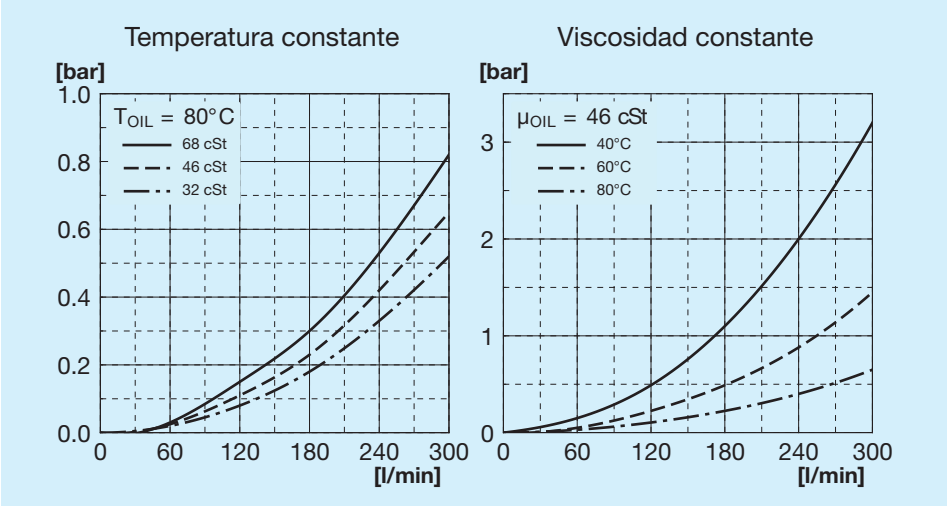

Pérdida de carga paso bypass

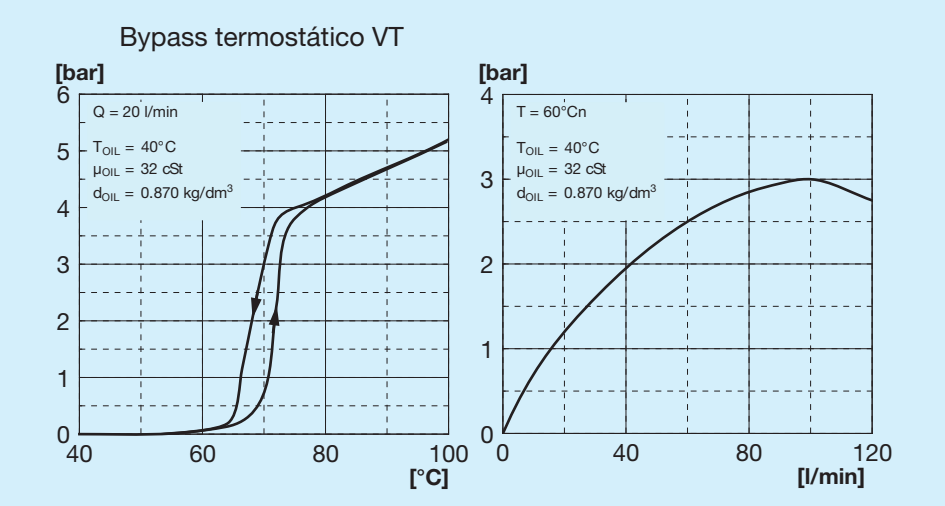

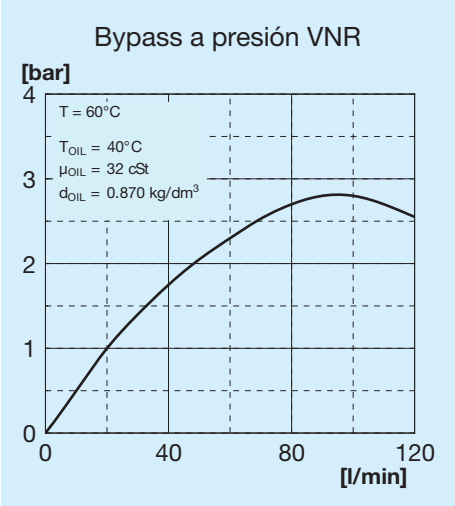

Válvulas de bypass

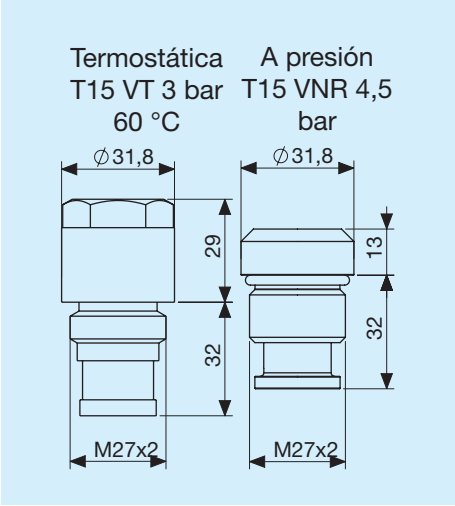

Leyenda

A70	Tipo de intercambiador
1E	1 Electroventilador
A	Aspirante
S	Soplante
AP	Aspirante potenciado
SP	Soplante potenciado
AX	Aspirante superpotenciado
SX	Soplante superpotenciado
12V	Tensión electroventilador
24V	Tensión electroventilador
T15 VT	Válvula bypass termostática 3 bar 60 °C
T15 VNR	Válvula bypass a presión 4,5 bar

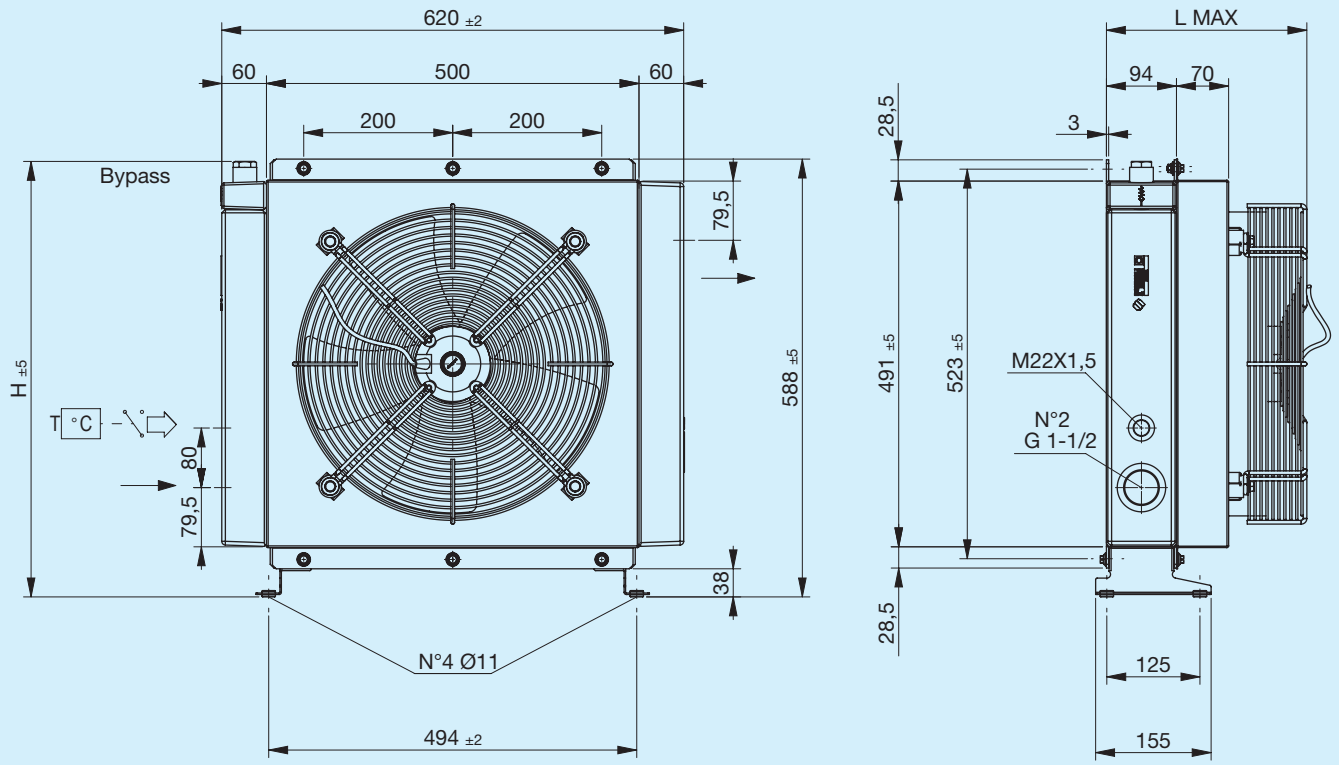

Pie de soporte no incluido (ver Accesorios)

Código	Descripción	Ø Ventilador mm	Potencia W	Frecuencia Hz	Velocidad min-¹	Protección IP	L Máx. mm	H mm	Masa Kg	Capacidad l
FR633233131	**A70 1EA 230V bypass T15 V.T. 3 bar 60 °C**	400	240	50 60	1430 1700	44	269	585	22	10.5
FR633233132	**A70 1ES 230V bypass T15 V.T. 3 bar 60 °C**	400	240	50 60	1430 1700	44	269	585	22	10.5
FR633231031	**A70 1EA 230V bypass T15 VNR 4,5 bar**	400	240	50 60	1430 1700	44	269	569	22	10.5
FR633231032	**A70 1ES 230V bypass T15 VNR 4,5 bar**	400	240	50 60	1430 1700	44	269	569	22	10.5
FR633233121	**A70 1EA 400V bypass T15 V.T. 3 bar 60 °C**	400	185	50 60	1450 1690	44	269	585	22	10.5
FR633233122	**A70 1ES 400V bypass T15 V.T. 3 bar 60 °C**	400	185	50 60	1450 1690	44	269	585	22	10.5
FR633231021	**A70 1EA 400V bypass T15 VNR 4,5 bar**	400	185	50 60	1450 1690	44	269	569	22	10.5
FR633231022	**A70 1ES 400V bypass T15 VNR 4,5 bar**	400	185	50 60	1450 1690	44	269	569	22	10.5
FR633230031	**A70 1EA 230V**	400	240	50 60	1430 1700	44	269	588	22	10.5
FR633230032	**A70 1ES 230V**	400	240	50 60	1430 1700	44	269	588	22	10.5
FR633230021	**A70 1EA 400V**	400	185	50 60	1450 1690	44	269	588	22	10.5
FR633230022	**A70 1ES 400V**	400	185	50 60	1450 1690	44	269	588	22	10.5

Potencia térmica

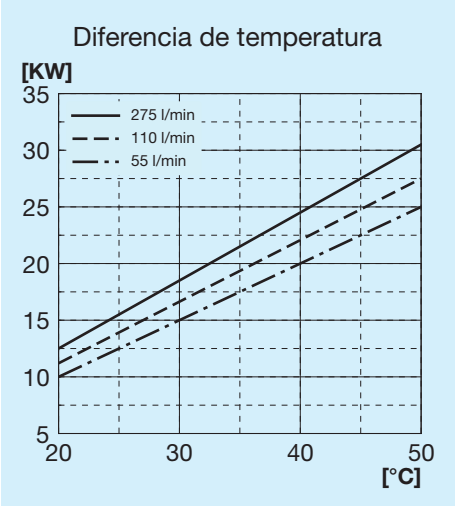

Pérdida de carga paso radiador

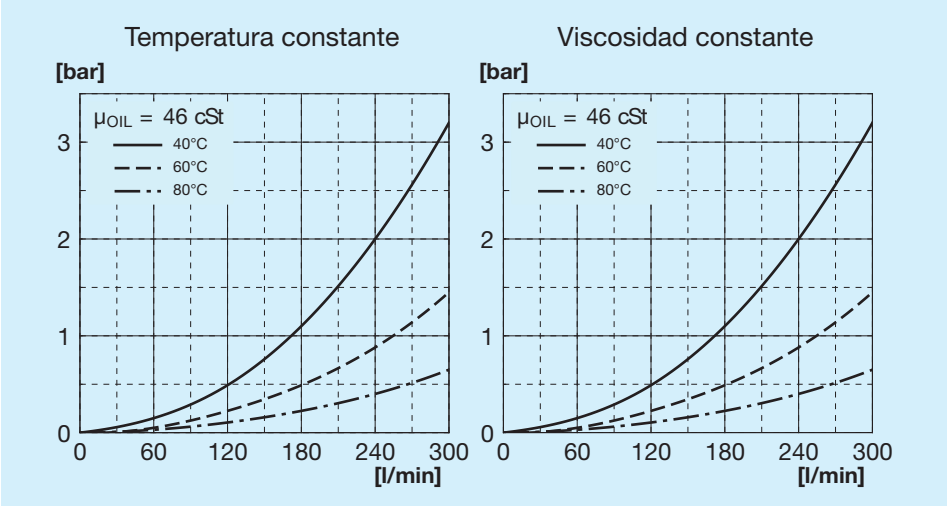

Pérdida de carga paso bypass

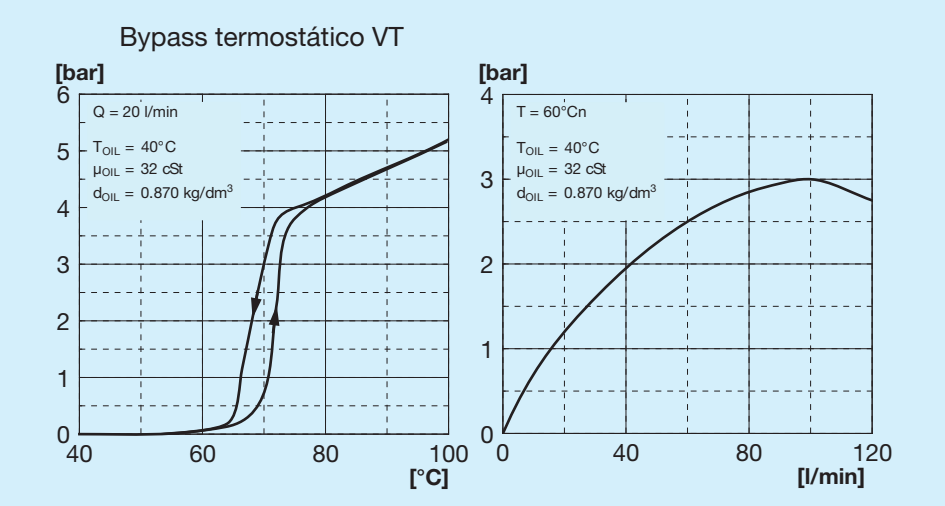

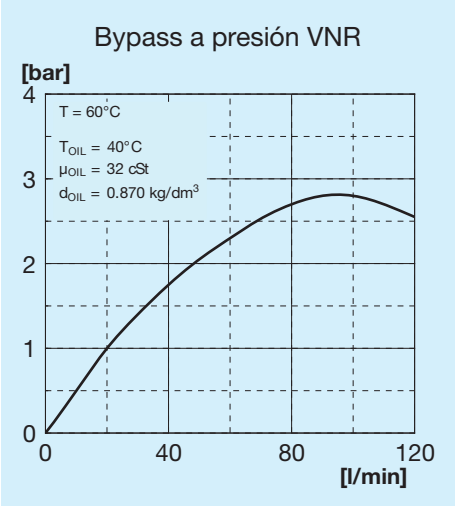

Válvulas de bypass

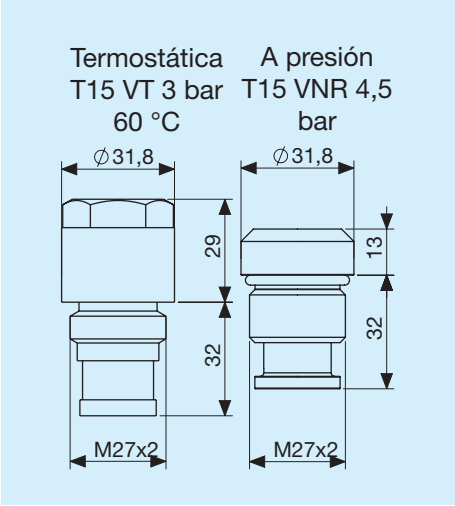

Leyenda

A70	Tipo de intercambiador
1E	1 Electroventilador
A	Aspirante
S	Soplante
230V	Tensión electroventilador
400V	Tensión electroventilador
T15 VT	Válvula bypass termostática 3 bar 60 °C
T15 VNR	Válvula bypass a presión 4,5 bar

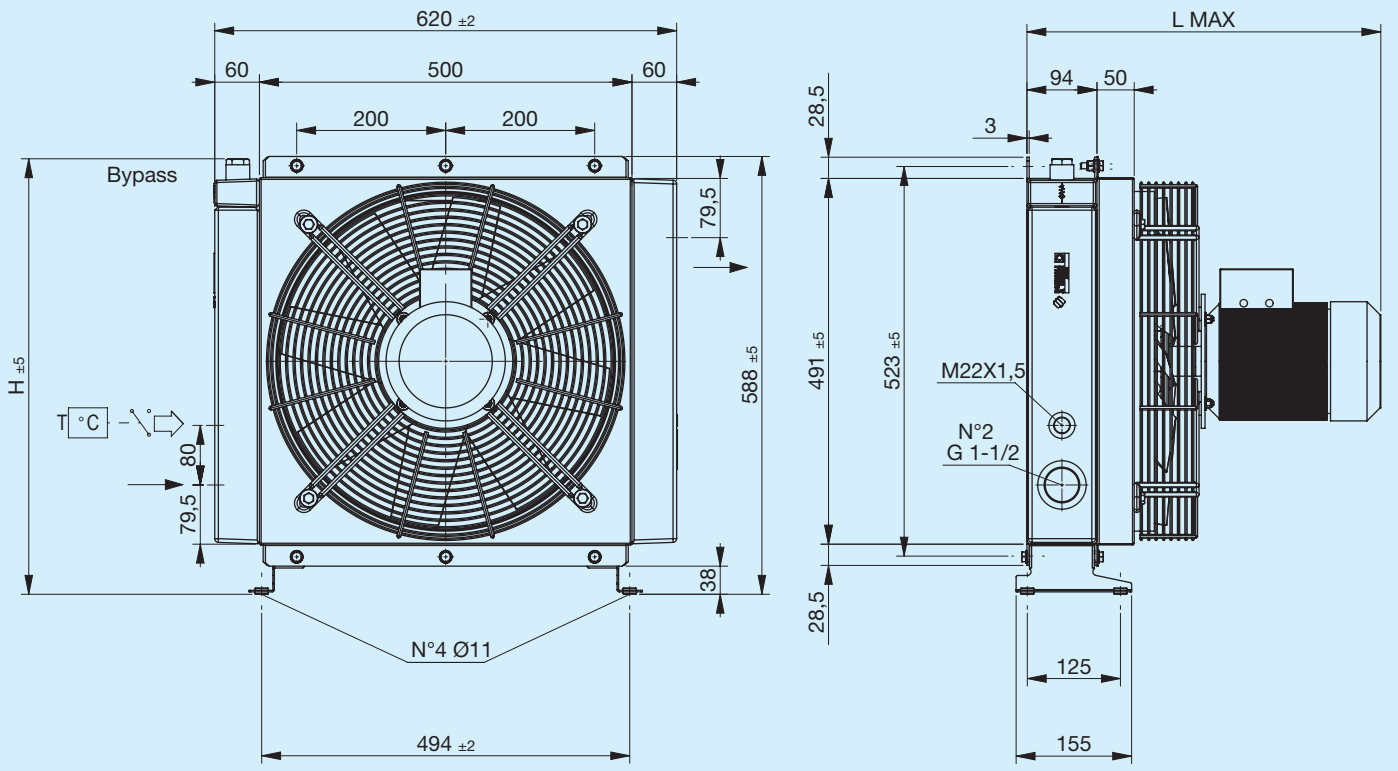

Pie de soporte no incluido (ver Accesorios)

Código	Descripción	Ø Ventilador mm	Potencia W	Frecuencia Hz	Velocidad min-¹	Protección IP	L Máx. mm	H mm	Masa Kg	Capacidad l
FR633233141	**A70 1EA 230V-B14 bypass T15 V.T. 3 bar 60 °C**	440	750	50	1390	65	475	585	30.5	10.5
FR633233142	**A70 1ES 230V-B14 bypass T15 V.T. 3 bar 60 °C**	440	750	50	1390	65	475	585	30,5	10,5
FR633231041	**A70 1EA 230V-B14 bypass T15 VNR 4,5 bar**	440	750	50	1390	65	475	569	30.5	10.5
FR633231042	**A70 1ES 230V-B14 bypass T15 VNR 4,5 bar**	440	750	50	1390	65	475	569	30,5	10,5
FR633233151	**A70 1EA 400V-B14 bypass T15 V.T. 3 bar 60 °C**	440	750	50	1390	65	475	585	30.5	10.5
FR633233152	**A70 1ES 400V-B14 bypass T15 V.T. 3 bar 60 °C**	440	750	50	1390	65	475	585	30.5	10.5
FR633231051	**A70 1EA 400V-B14 bypass T15 VNR 4,5 bar**	440	750	50	1390	65	475	569	30.5	10.5
FR633231052	**A70 1ES 400V-B14 bypass T15 VNR 4,5 bar**	440	750	50	1390	65	475	569	30.5	10.5
FR633230041	**A70 1EA 230V-B14**	440	750	50	1390	65	475	588	30.5	10.5
FR633230042	**A70 1ES 230V-B14**	440	750	50	1390	65	475	588	30.5	10.5
FR633230051	**A70 1EA 400V-B14**	440	750	50	1390	65	475	588	30.5	10.5
FR633230052	**A70 1ES 400V-B14**	440	750	50	1390	65	475	588	30.5	10.5

Potencia térmica

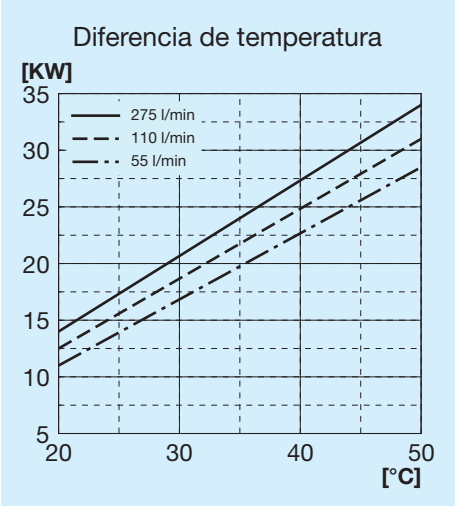

Pérdida de carga paso radiador

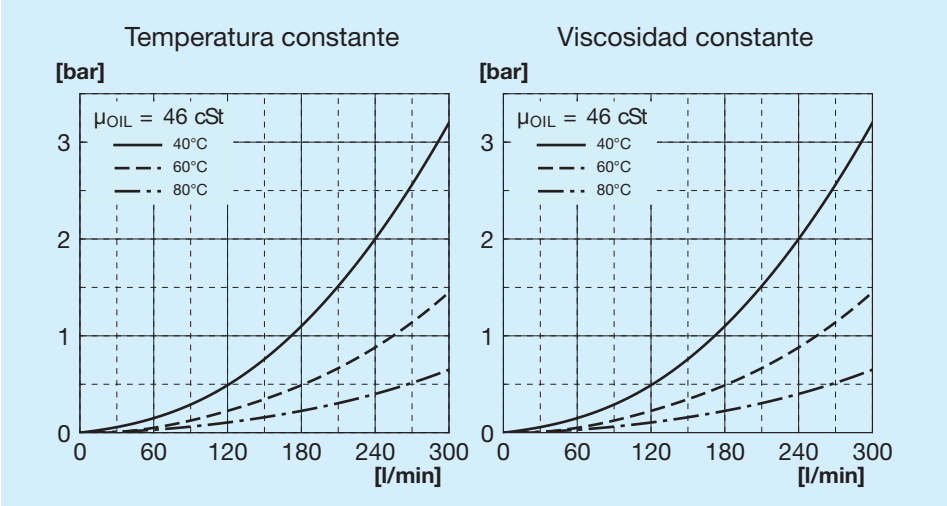

Pérdida de carga paso bypass

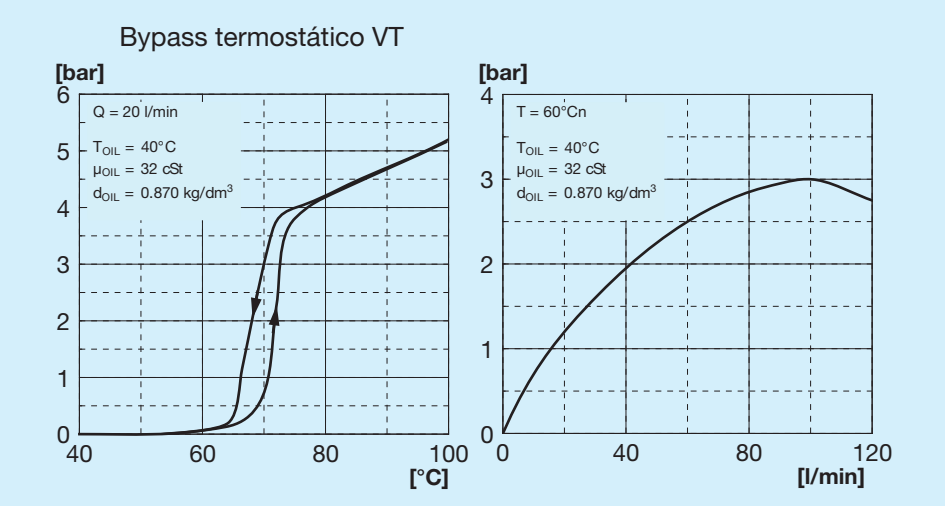

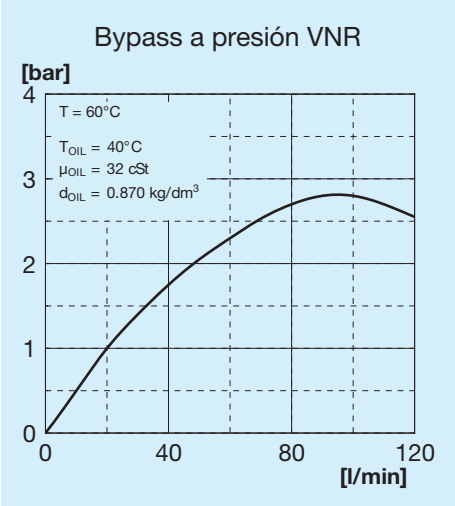

Válvulas de bypass

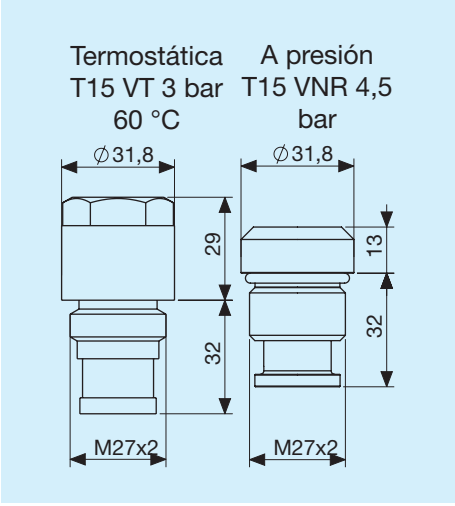

Leyenda

A70	Tipo de intercambiador
1E	1 Electroventilador
A	Aspirante
S	Soplante
230V B14	Tensión electroventilador
400V B14	Tensión electroventilador
T15 VT	Válvula bypass termostática 3 bar 60 °C
T15 VNR	Válvula bypass a presión 4,5 bar

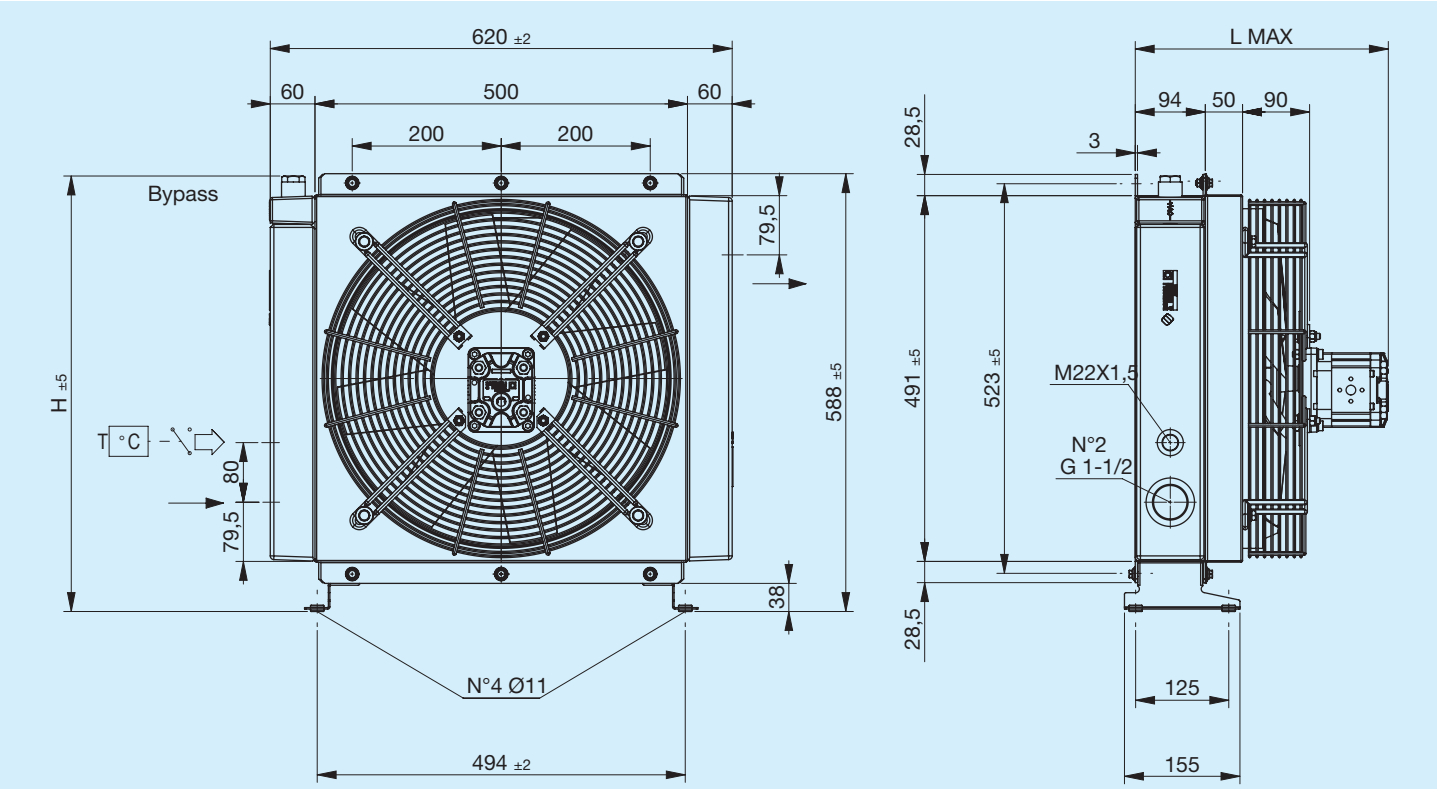

Pie de soporte no incluido (ver Accesorios)

Código	Descripción	Ø Ventilador mm	Cilindrada del motor cm3	L Máx. mm	H mm	Masa Kg	Capacidad l
FR634233101	**A70 IA PRED.GR2 bypass T15 V.T. 3 bar 60 °C**	440	_	280	585	25	10.5
FR634233102	**A70 IS PRED.GR2 bypass T15 V.T. 3 bar 60 °C**	440	_	280	585	25	10.5
FR634231001	**A70 IA PRED.GR2 bypass T15 VNR 4,5 bar**	440	_	280	569	25	10.5
FR634231002	**A70 IS PRED.GR2 bypass T15 VNR 4,5 bar**	440	_	280	569	25	10.5
FR634233103	**A70 IA MOT.HIDR. GR2 bypass T15 V.T. 3 bar 60 °C**	440	6	340	585	26	10.5
FR634233104	**A70 IS MOT.HIDR. GR2 bypass T15 V.T. 3 bar 60 °C**	440	6	340	585	26	10.5
FR634231003	**A70 IA MOT.HIDR. GR2 bypass T15 VNR 4,5 bar**	440	6	340	569	26	10.5
FR634231004	**A70 IS MOT.HIDR. GR2 bypass T15 VNR 4,5 bar**	440	6	340	569	26	10.5
FR634230001	**A70 IA PRED.GR2**	440	_	280	588	25	10.5
FR634230002	**A70 IS PRED.GR2**	440	_	280	588	25	10.5
FR634230003	**A70 IA MOT.HIDR. GR2**	440	6	340	588	26	10.5
FR634230004	**A70 IS MOT.HIDR. GR2**	440	6	340	588	26	10.5

Potencia térmica

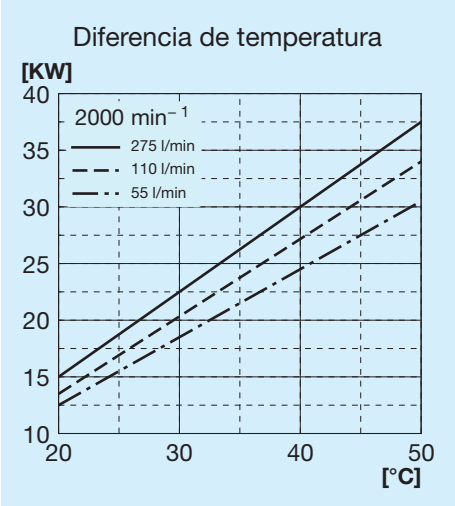

Pérdida de carga paso radiador

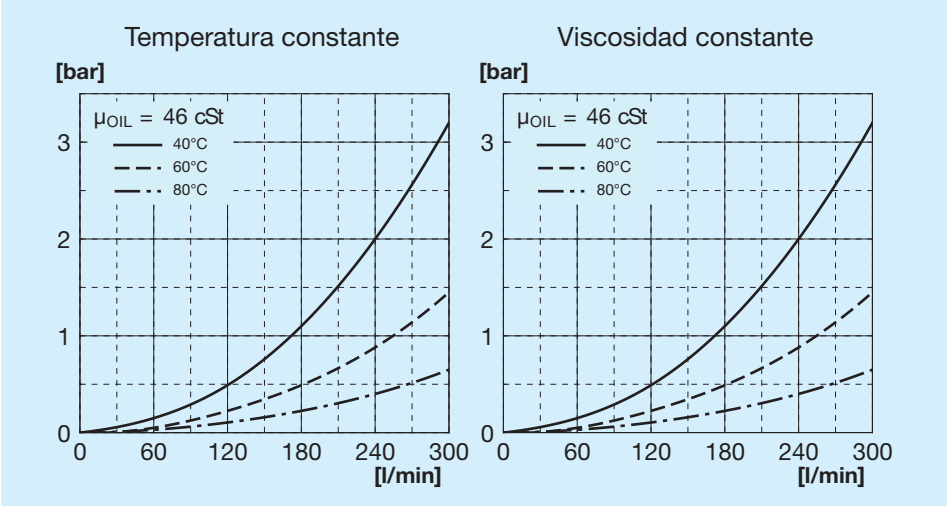

Pérdida de carga paso bypass

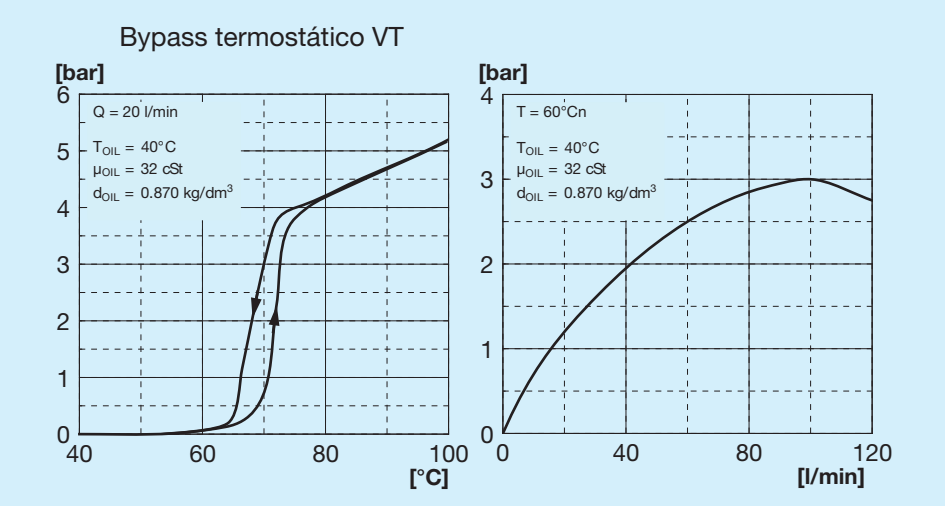

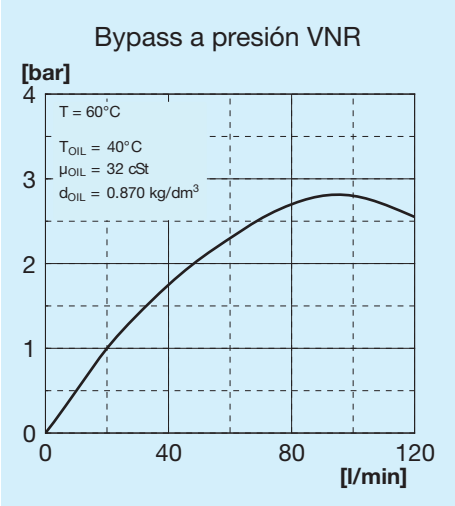

Válvulas de bypass

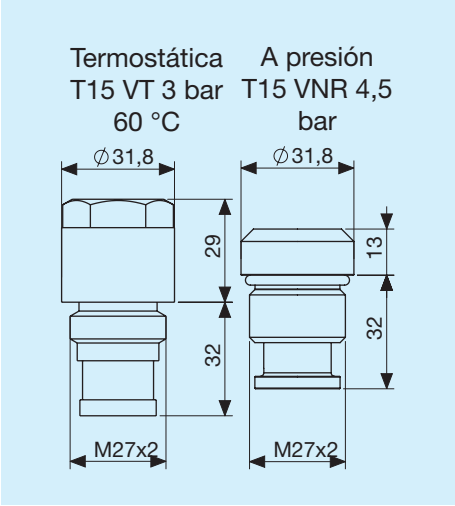

Leyenda

A70	Tipo de intercambiador
IA	Hidráulico Aspirante
IS	Hidráulico Soplante
PRED.	Con soporte motor
MOT. HIDR.	Con motor de soporte integrado
GR1	Grupo 1
GR2	Grupo 2
T15 VT	Válvula bypass termostática 3 bar 60 °C
T15 VNR	Válvula bypass a presión 4,5 bar

Pata de soporte izquierda

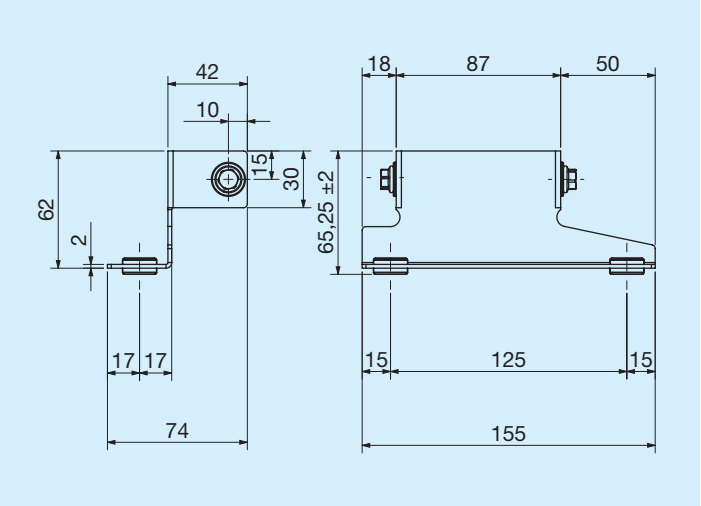

	Código
Pata de soporte izquierda	FR290000023R

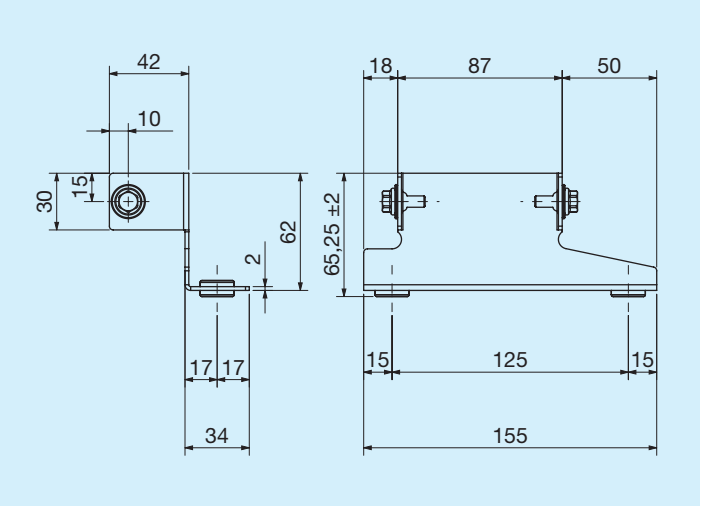

	Código
Pata de soporte derecha	FR290000024R

Termostatos

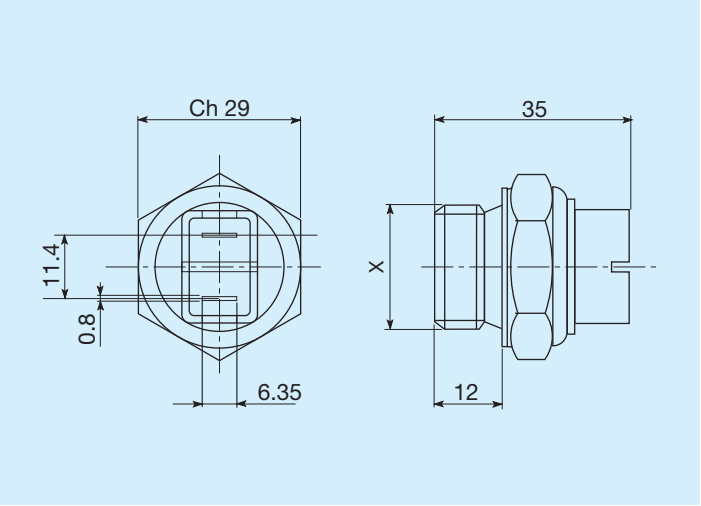

Temperaturas de intervención C°	Rosca	Código
45 - 35	M22x1,5	FR361104535R
60 - 50	M22x1,5	FR361106050R
80 - 70	M22x1,5	FR361108070R
82 - 68	M22x1,5	FR361108268R
85 - 76	M22x1,5	FR361108576R

Termostatos protegidos IP54

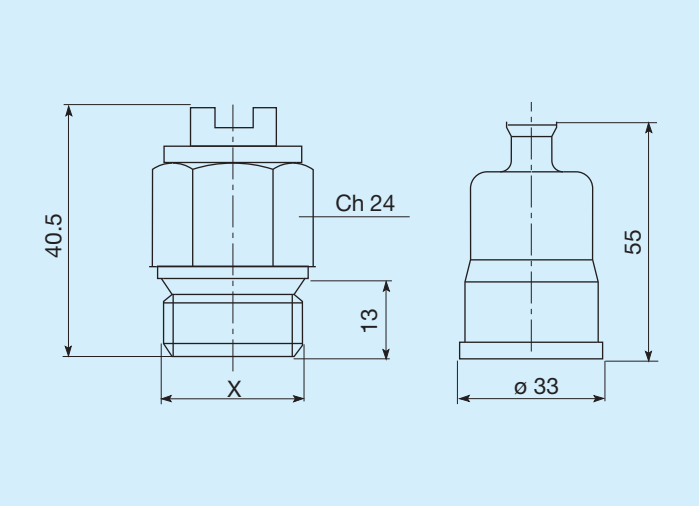

Temperaturas de intervención C°	Rosca	Código
45 - 35	M22x1,5	FR361124535R
50 - 40	M22x1,5	FR361125040R
60 - 50	M22x1,5	FR361126050R
70 - 60	M22x1,5	FR361127060R
80 -70	M22x1,5	FR361128070R

Termostatos protegidos IP65

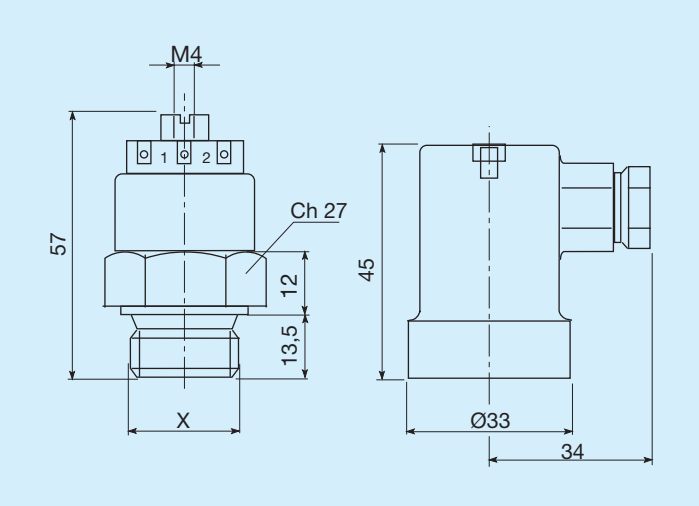

Temperaturas de intervención C°	Rosca	Código
45 - 35	M22x1,5	FR361154535R
47 - 36	M22x1,5	FR361155040R
60 - 50	M22x1,5	FR361176050R
80 - 70	M22x1,5	FR361158070R