A75

Bevor Sie mit der Benutzung beginnen, lesen Sie bitte das Dokument ALLGEMEINE GEBRAUCHSANWEISUNGEN FÜR WÄRMETAUSCHER sorgfältig durch

Abmessungen

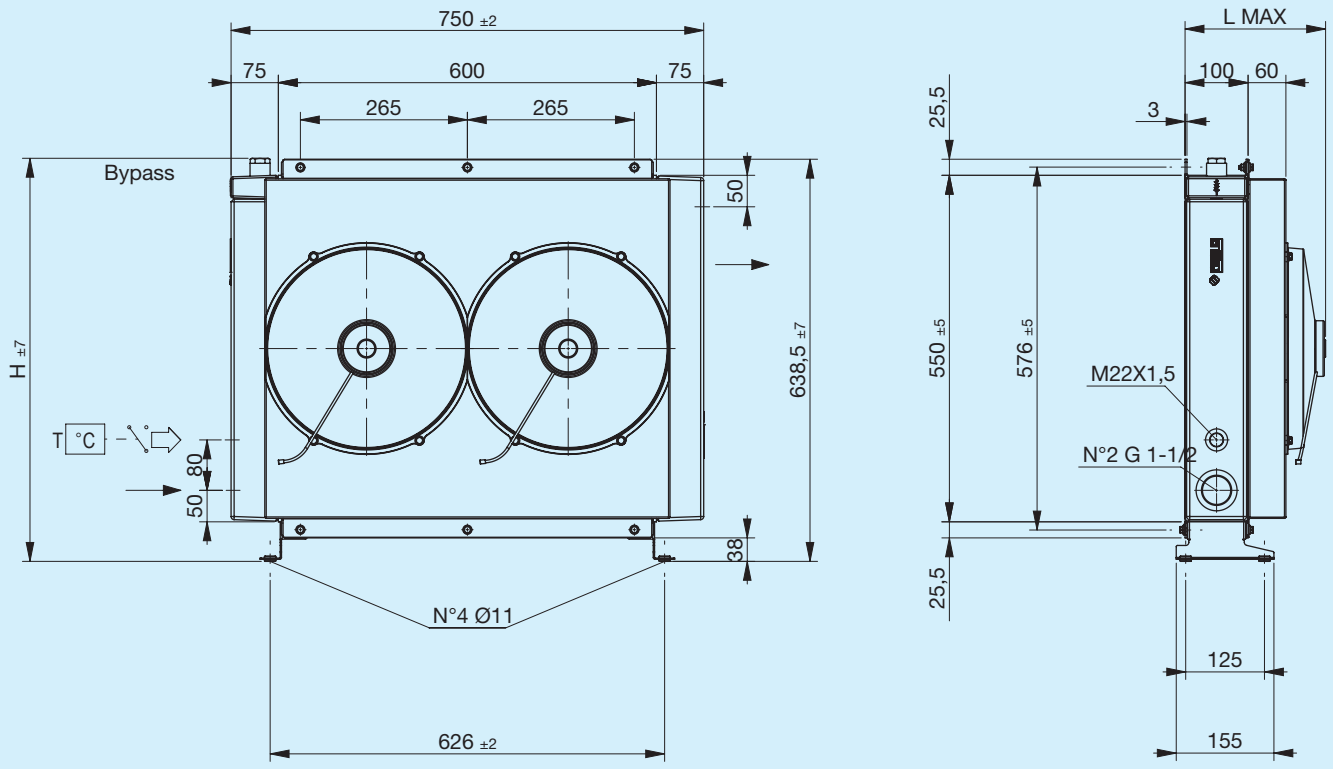

Stützfuß nicht inbegriffen (siehe Zubehör)

Code	Beschreibung	ΦVentilator mm	Luftdurchsatz m³/h	Spannung V	Stromstärke A	Max. L mm	H mm	Gewicht kg	Kapazität l
FR633143103	**A75 2EAP 12V Bypass T15 V.T. 3 bar 60°C**	2X305	2X1610	12	2X10,6	225	640	24	14
FR633143104	**A75 2ESP 12V Bypass T15 V.T. 3 bar 60°C**	2X305	2X1470	12	2X9,3	225	640	24	14
FR633141005	**A75 2EAP 12V Bypass T15 VNR 4.5 bar**	2X305	2X1610	12	2X10,6	225	624	24	14
FR633141004	**A75 2ESP 12V Bypass T15 VNR 4.5 bar**	2X305	2X1470	12	2X9,3	225	624	24	14
FR633143113	**A75 2EAP 24V Bypass T15 V.T. 3 bar 60°C**	2X305	2X1690	24	2X5,7	225	640	24	14
FR633143114	**A75 2ESP 24V Bypass T15 V.T. 3 bar 60°C**	2X305	2X1580	24	2X4,9	225	640	24	14
FR633141013	**A75 2EAP 24V Bypass T15 VNR 4.5 bar**	2X305	2X1690	24	2X5,7	225	624	24	14
FR633141014	**A75 2ESP 24V Bypass T15 VNR 4.5 bar**	2X305	2X1580	24	2X4,9	225	624	24	14
FR633140003	**A75 2EAP 12V**	2X305	2X1610	12	2X10,6	225	638	24	14
FR633140004	**A75 2ESP 12V**	2X305	2X1470	12	2X9,3	225	638	24	14
FR633140013	**A75 2EAP 24V**	2X305	2X1690	24	2X5,7	225	638	24	14
FR633140014	**A75 2ESP 24V**	2X305	2X1580	24	2X4,9	225	638	24	14

Kühlleistung

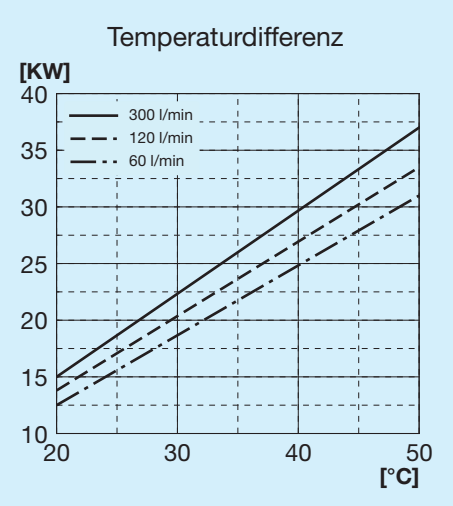

Druckgefälle Kühler

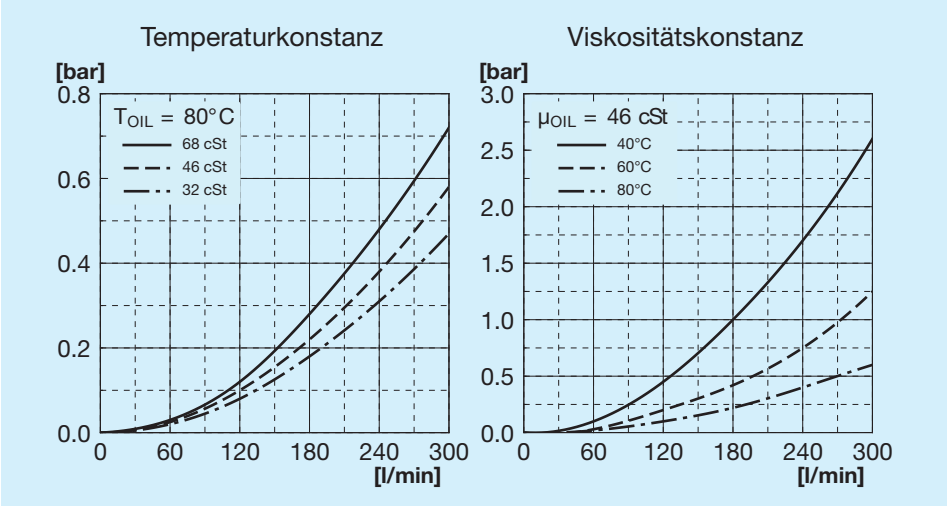

Druckgefälle Bypass

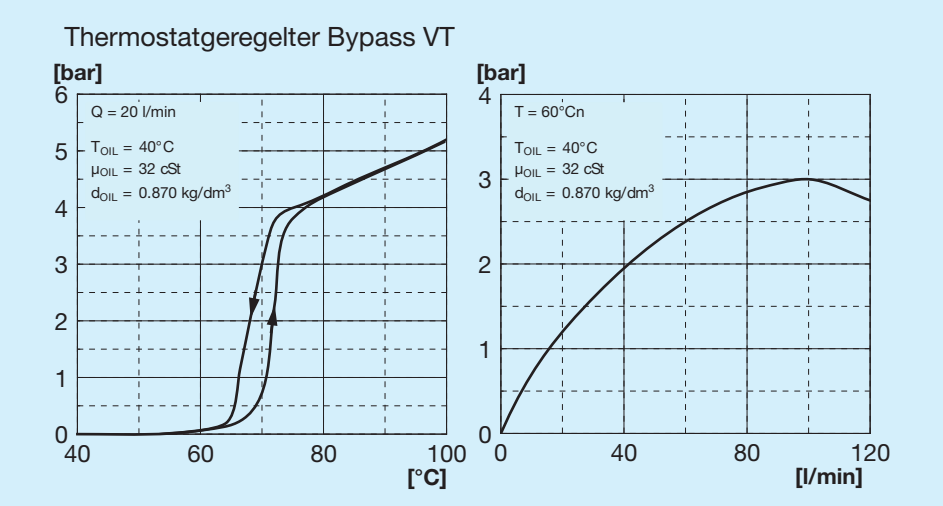

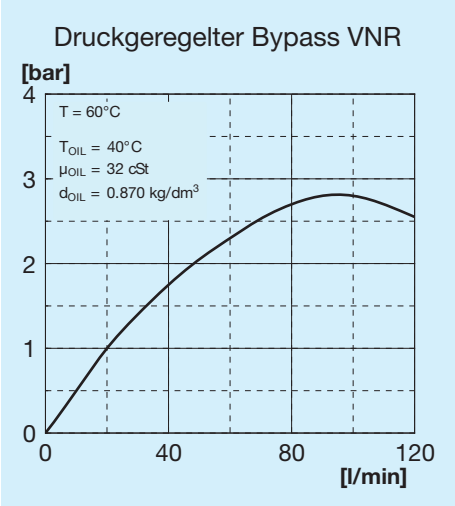

Bypass-Ventile

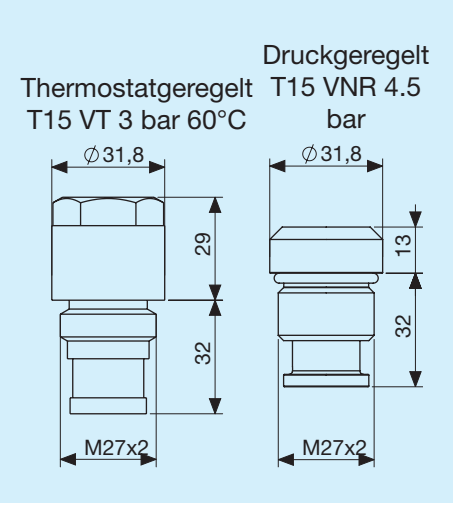

Zeichenerklärung

A75	Tauschertyp
2E	2 Elektrische Ventilatoren
A	Ansaugung
S	Gebläse
AP	Verstärkte Ansaugung
SP	Verstärktes Gebläse
AX	Verstärkte Ansaugung
SX	Verstärktes Gebläse
12 V	Spannung für Elektrolüfter
24 V	Spannung für Elektrolüfter
T15 VT	Thermostatgeregeltes Bypass-Ventil 3 bar 60°C
T15 VNR	Druckgeregeltes Bypass-Ventil 4.5 bar

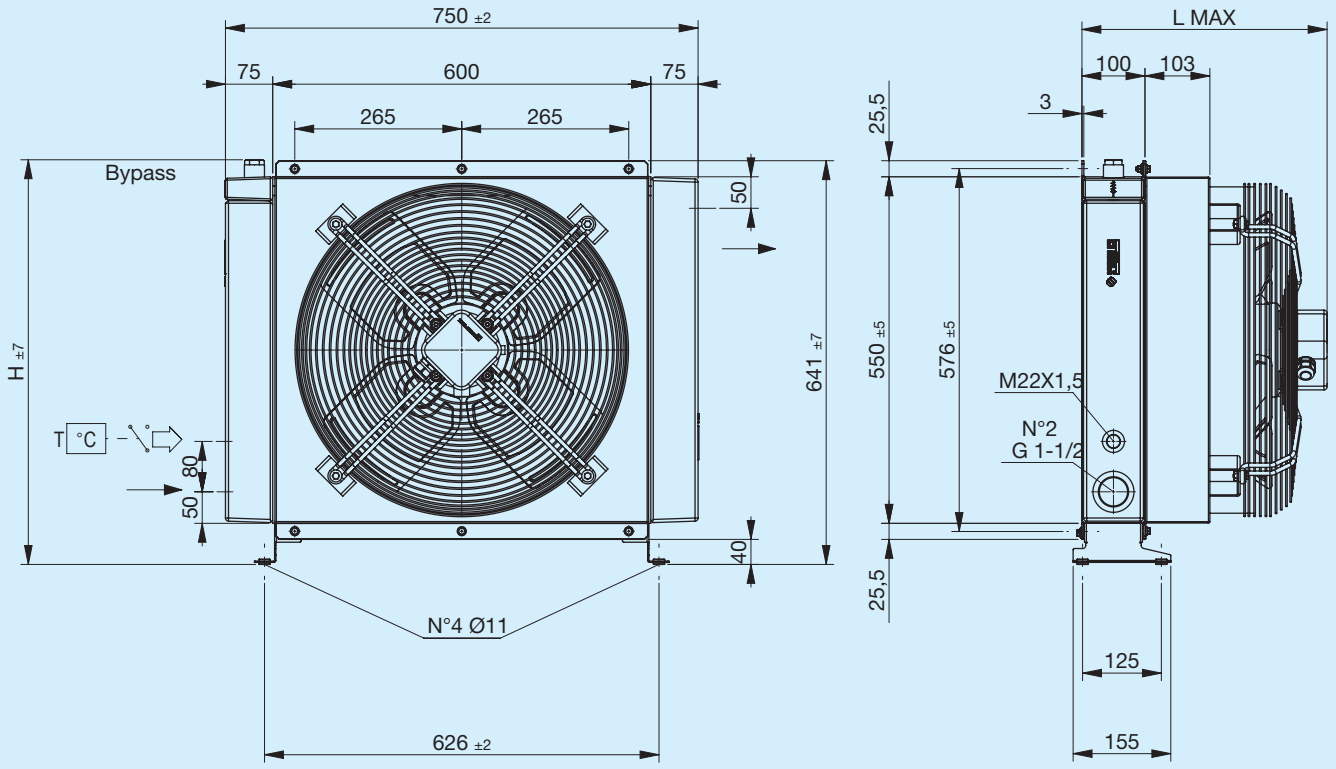

Stützfuß nicht inbegriffen (siehe Zubehör)

Code	Beschreibung	ΦVenti-lator	Leistung	Frequenz	Drehzahl	Schutz	Max. L	H	Gewicht	Kapazität
		mm	**W**	**Hz**	**min-¹**	**IP**	**mm**	**mm**	**kg**	**l**
FR633143131	**A75 1EA 230V Bypass T15 V.T. 3 bar 60°C**	500	640 720	50 60	1180 1300	44	269	642	25	14
FR633143132	**A75 1ES 230V Bypass T15 V.T. 3 bar 60°C**	500	780 1100	50 60	1250 1280	44	269	642	25	14
FR633141031	**A75 1EA 230V Bypass T15 VNR 4.5 bar**	500	640 720	50 60	1180 1300	44	269	626	25	14
FR633141032	**A75 1ES 230V Bypass T15 VNR 4.5 bar**	500	780 1100	50 60	1250 1280	44	269	626	25	14
FR633143121	**A75 1EA 400V Bypass T15 V.T. 3 bar 60°C**	500	750	50	1390	44	269	642	25	14
FR633143122	**A75 1ES 400V Bypass T15 V.T. 3 bar 60°C**	500	750	50	1390	44	269	642	25	14
FR633141021	**A75 1EA 400V Bypass T15 VNR 4.5 bar**	500	750	50	1390	44	269	626	25	14
FR633141022	**A75 1ES 400V Bypass T15 VNR 4.5 bar**	500	750	50	1390	44	269	626	25	14
FR633140031	**A75 1EA 230V**	500	640 720	50 60	1180 1300	44	269	638	25	14
FR633140032	**A75 1ES 230V**	500	780 1100	50 60	1250 1280	44	269	638	25	14
FR633140021	**A75 1EA 400V**	500	750	50	1390	44	269	638	25	14
FR633140022	**A75 1ES 400V**	500	750	50	1390	44	269	638	25	14

Typische Kurven

Kühlleistung

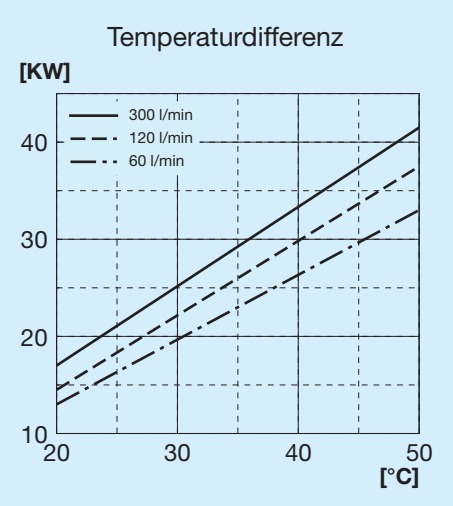

Druckgefälle Kühler

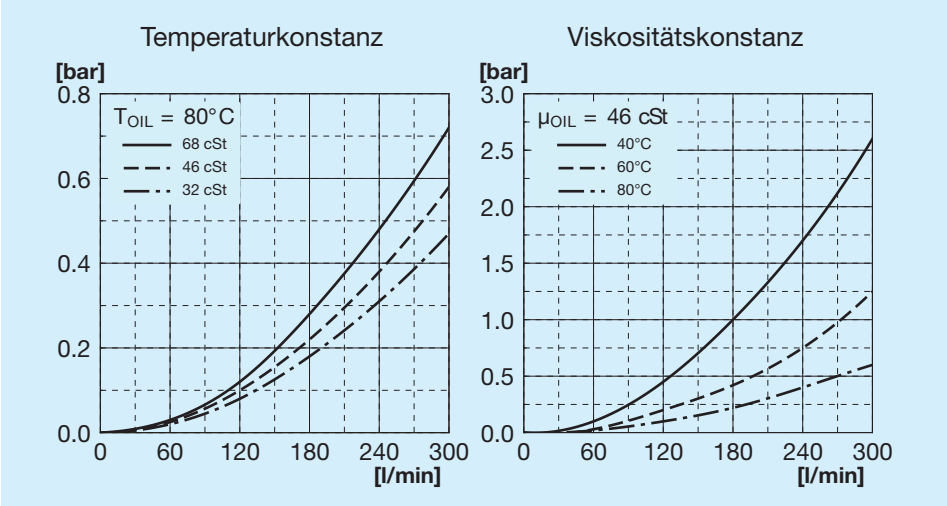

Druckgefälle Bypass

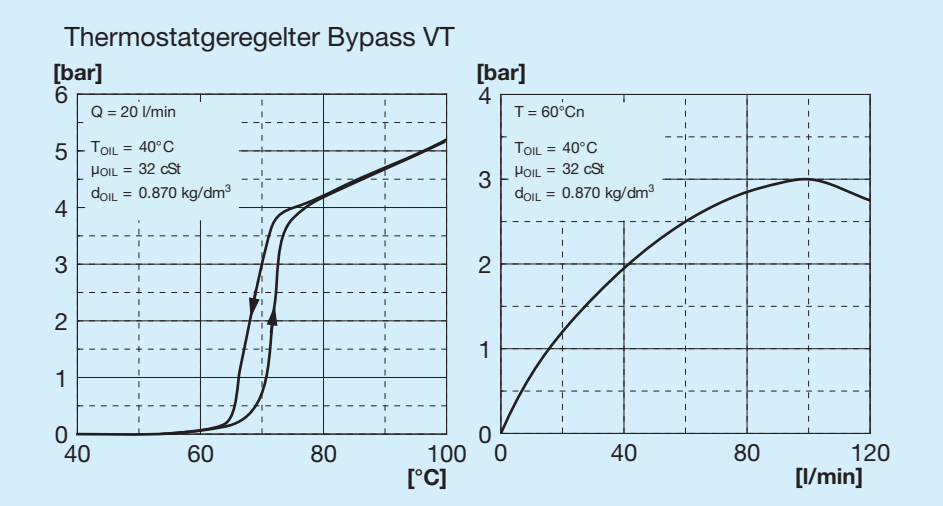

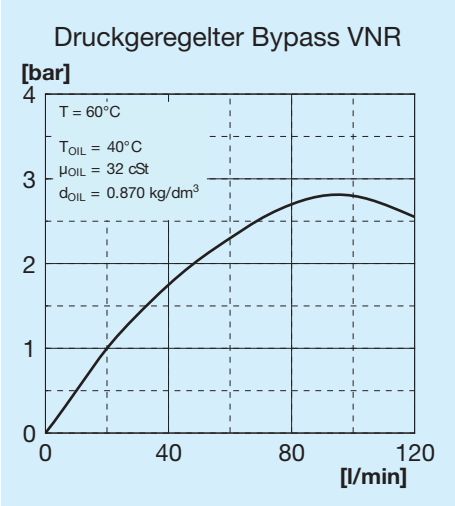

Bypass-Ventile

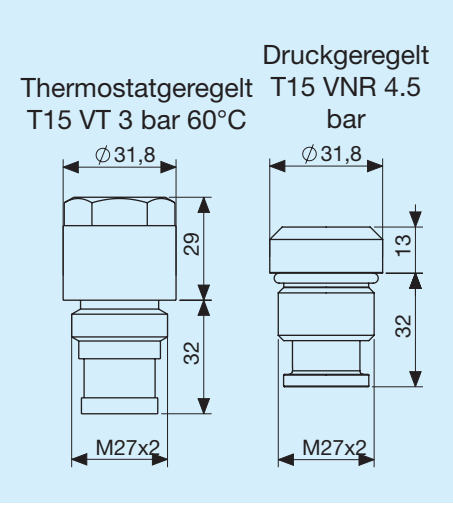

Zeichenerklärung

A75	Tauschertyp
1E	1 Elektrolüfter
A	Ansaugung
S	Gebläse
230 V	Spannung für Elektrolüfter
400 V	Spannung für Elektrolüfter
T15 VT	Thermostatgeregeltes Bypass-Ventil 3 bar 60°C
T15 VNR	Druckgeregeltes Bypass-Ventil 4.5 bar

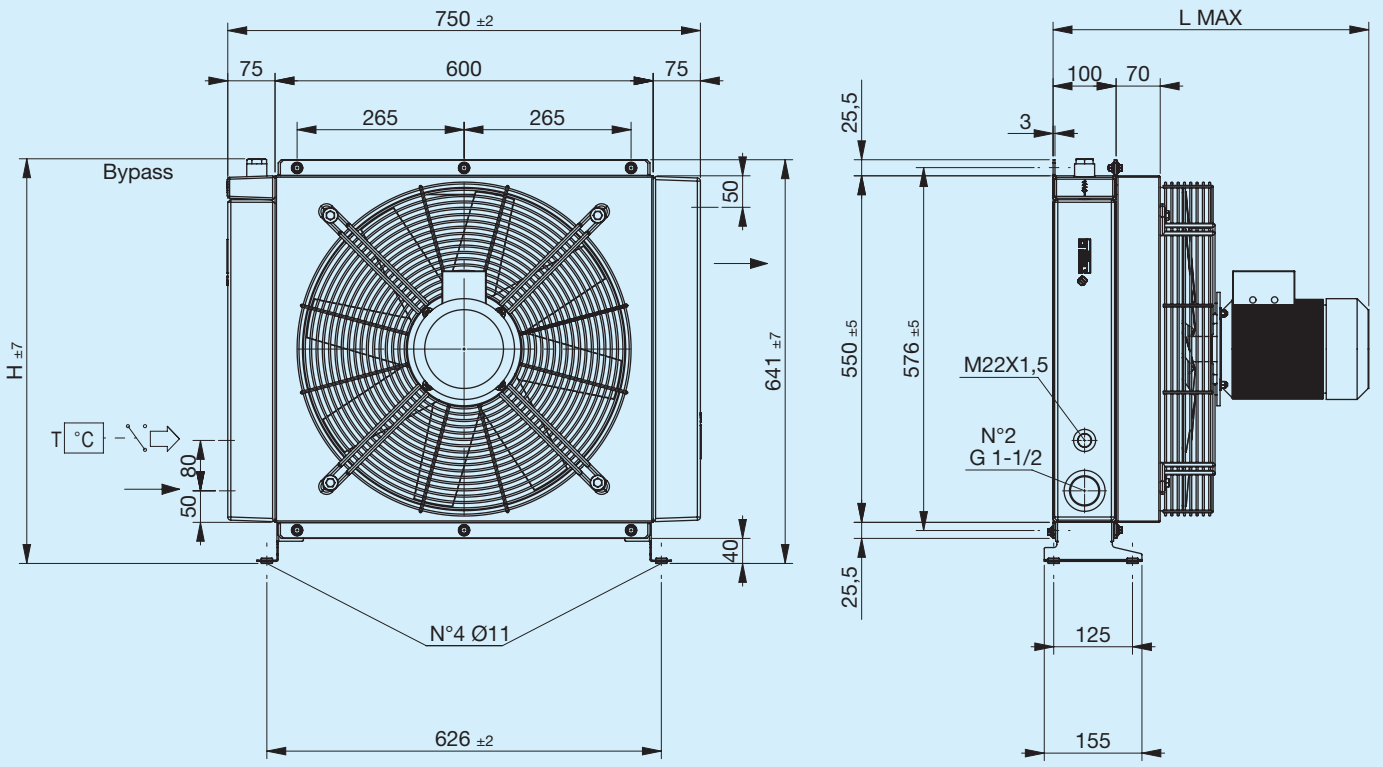

Stützfuß nicht inbegriffen (siehe Zubehör)

Code	Beschreibung	ΦVenti-lator	Leistung	Frequenz	Drehzahl	Schutz	Max. L	H	Gewicht	Kapazität
		mm	W	Hz	min-¹	IP	mm	mm	kg	l
FR633143141	**A75 1EA 230V-B14 Bypass T15 V.T. 3 bar 60°C**	500	750	50	1390	65	475	642	33.5	14
FR633143142	**A75 1ES 230V-B14 Bypass T15 V.T. 3 bar 60°C**	500	750	50	1390	65	475	642	33,5	14
FR633141041	**A75 1EA 230V-B14 Bypass T15 VNR 4.5 bar**	500	750	50	1390	65	475	626	33.5	14
FR633141042	**A75 1ES 230V-B14 Bypass T15 VNR 4.5 bar**	500	750	50	1390	65	475	626	33,5	14
FR633143151	**A75 1EA 400V-B14 Bypass T15 V.T. 3 bar 60°C**	500	750	50	1390	65	475	642	33.5	14
FR633143152	**A75 1ES 400V-B14 Bypass T15 V.T. 3 bar 60°C**	500	750	50	1390	65	475	642	33.5	14
FR633141051	**A75 1EA 400V-B14 Bypass T15 VNR 4.5 bar**	500	750	50	1390	65	475	626	33.5	14
FR633141052	**A75 1ES 400V-B14 Bypass T15 VNR 4.5 bar**	500	750	50	1390	65	475	626	33.5	14
FR633140041	**A75 1EA 230V-B14**	500	750	50	1390	65	475	638	33.5	14
FR633140042	**A75 1ES 230V-B14**	500	750	50	1390	65	475	638	33.5	14
FR633140051	**A75 1EA 400V-B14**	500	750	50	1390	65	475	638	33.5	14
FR633140052	**A75 1ES 400V-B14**	500	750	50	1390	65	475	638	33.5	14

Kühlleistung

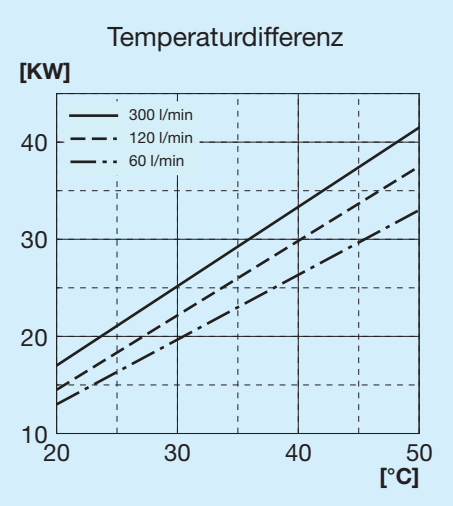

Druckgefälle Kühler

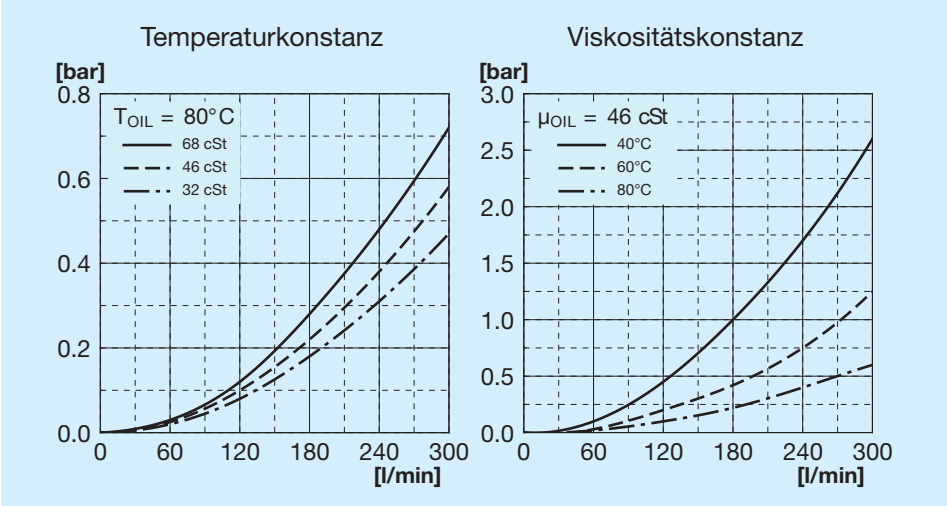

Druckgefälle Bypass

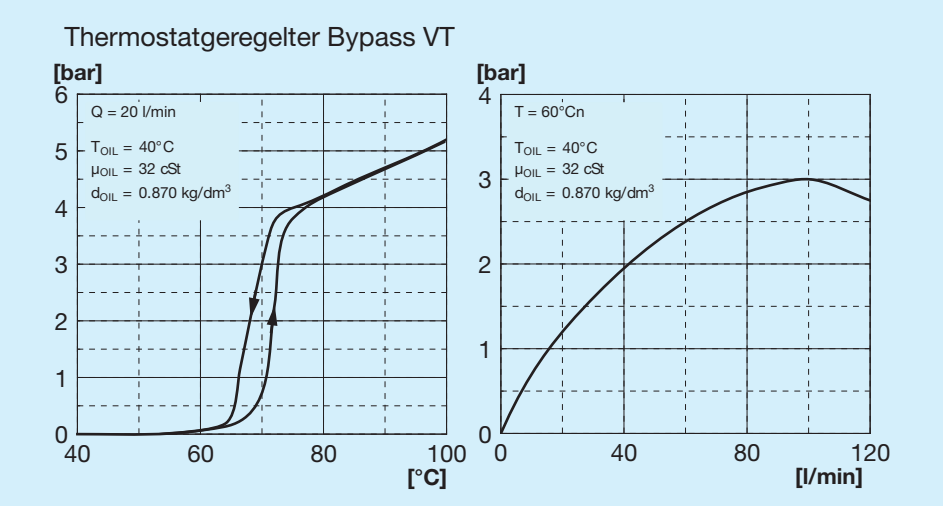

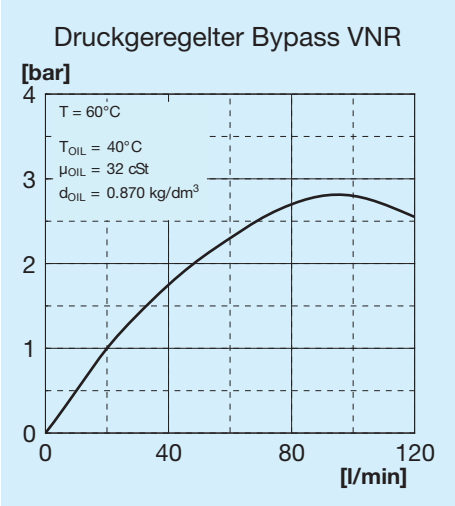

Bypass-Ventile

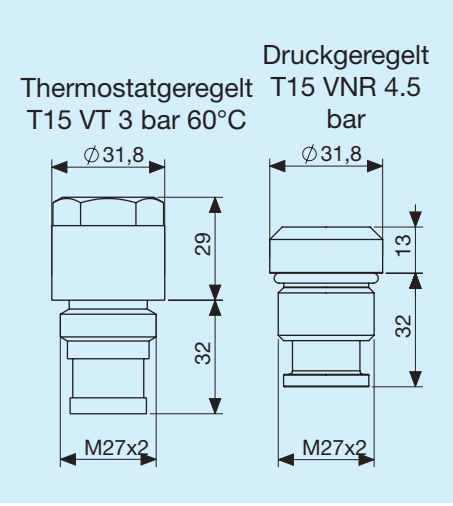

Zeichenerklärung

A75	Tauschertyp
1E	1 Elektrolüfter
A	Ansaugung
S	Gebläse
230V B14	Spannung für Elektrolüfter
400V B14	Spannung für Elektrolüfter
T15 VT	Thermostatgeregeltes Bypass-Ventil 3 bar 60°C
T15 VNR	Druckgeregeltes Bypass-Ventil 4.5 bar

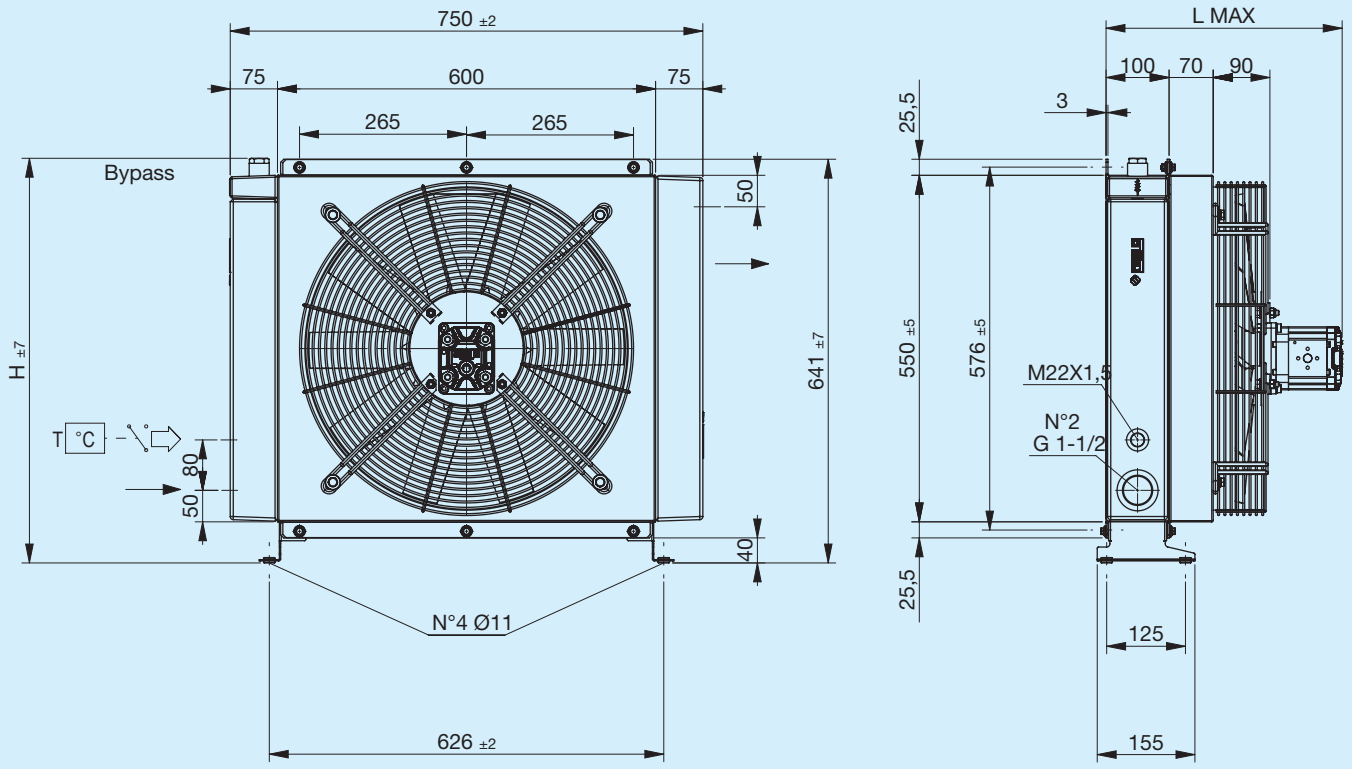

Stützfuß nicht inbegriffen (siehe Zubehör)

Code	Beschreibung	Ø Venti-lator	Hubraum	Max. L	H	Gewicht	Kapazität
		mm	**cm3**	**mm**	**mm**	**kg**	**l**
FR634143103	**A75 IA VORRÜSTUNG GR2 Bypass T15 V.T. 3 bar 60°C**	500	_	305	642	26	14
FR634143104	**A75 IS VORRÜSTUNG GR2 Bypass T15 V.T. 3 bar 60°C**	500	_	305	642	26	14
FR634141003	**A75 IA GR2 Bypass T15 VNR 4.5 bar**	500	_	305	626	26	14
FR634141004	**A75 IS GR2 Bypass T15 VNR 4.5 bar**	500	_	305	626	26	14
FR634143113	**A75 IA HYDR.MOT. GR2 Bypass T15 V.T. 3 bar 60°C**	500	11	365	642	27	14
FR634143114	**A75 IS HYDR.MOT. GR2 Bypass T15 V.T. 3 bar 60°C**	500	11	365	642	27	14
FR634141013	**A75 IA HYDR.MOT. GR2 Bypass T15 VNR 4.5 bar**	500	11	365	626	27	14
FR634141014	**A75 IS HYDR.MOT. GR2 Bypass T15 VNR 4.5 bar**	500	11	365	626	27	14
FR634140003	**A75 IA VORRÜSTUNGGR2**	500	_	305	638	26	14
FR634140004	**A75 IS VORRÜSTUNGGR2**	500	_	305	638	26	14
FR634140013	**A75 IA HYDR.MOT. GR2**	500	11	365	638	27	14
FR634140014	**A75 IS HYDR.MOT. GR2**	500	11	365	638	27	14

Kühlleistung

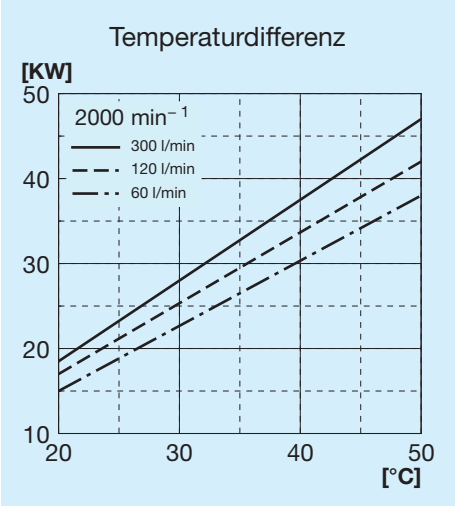

Druckgefälle Kühler

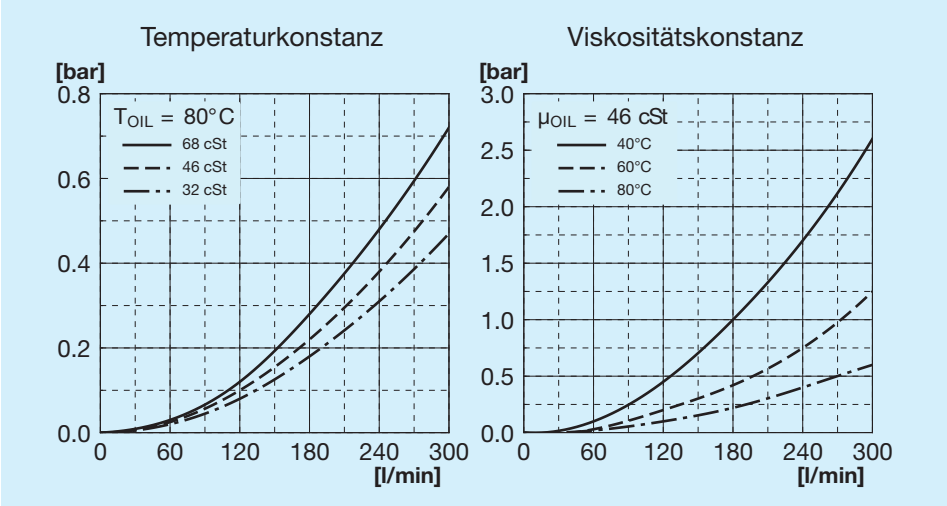

Druckgefälle Bypass

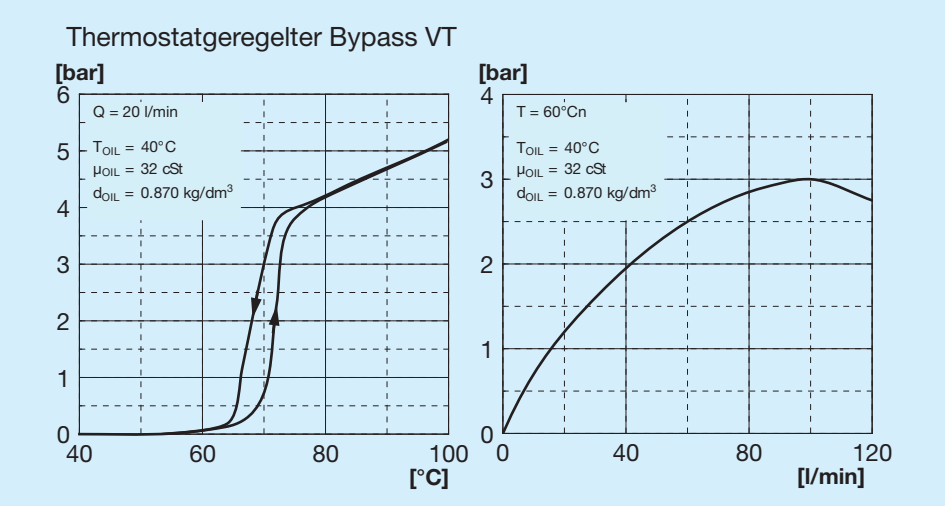

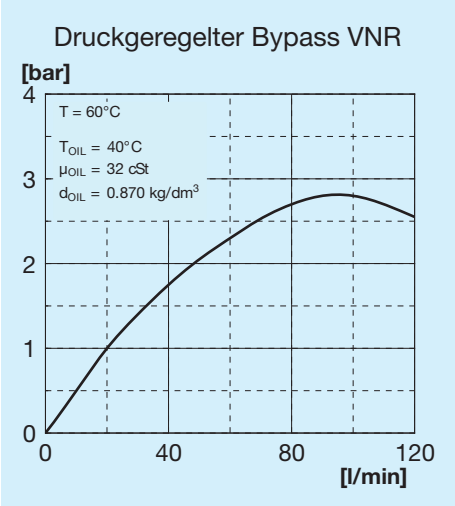

Bypass-Ventile

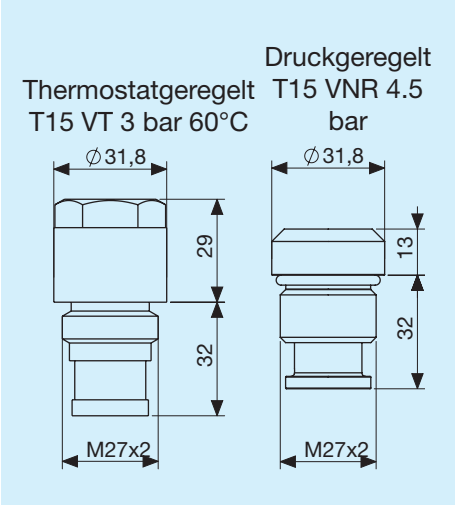

Zeichenerklärung

A75	Tauschertyp
IA	Hydraulisch Ansaugung
IS	Hydraulisch Gebläse
VORR.	Mit Motorhalterung
HYDR. MOT.	Mit integriertem Hilfsmotor
GR1	Gruppe 1
GR2	Gruppe 2
T15 VT	Thermostatgeregeltes Bypass-Ventil 3 bar 60°C
T15 VNR	Druckgeregeltes Bypass-Ventil 4.5 bar

Linkseitiger Stützfuß

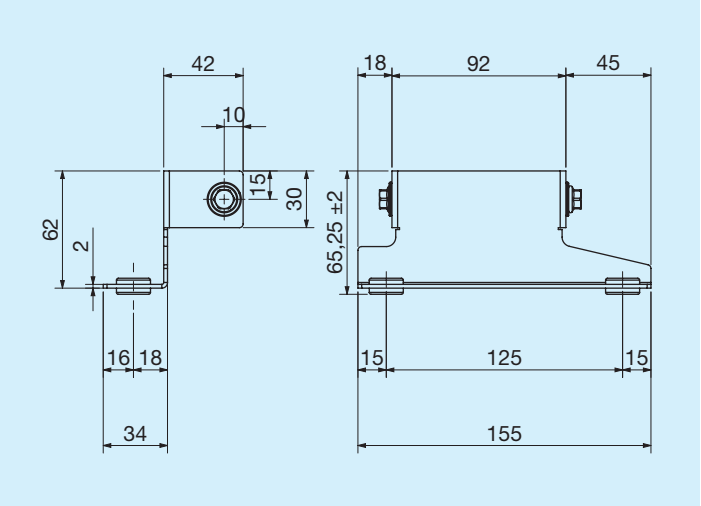

	Code
Linkseitiger Stützfuß	FR290000009R

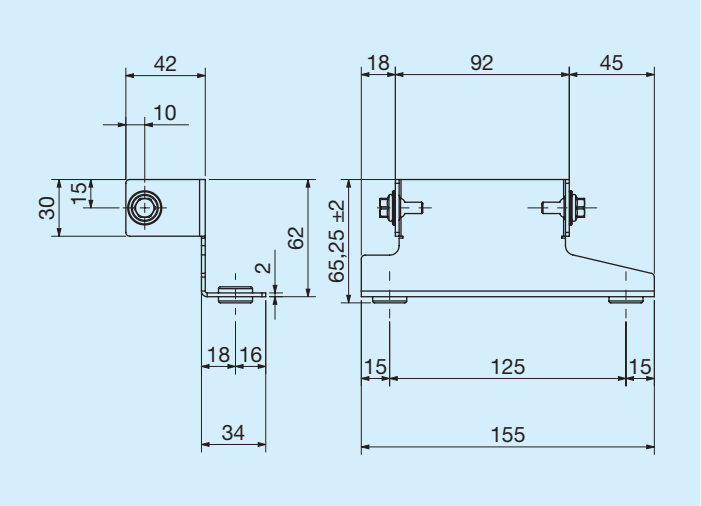

	Code
Rechtsseitiger Stützfuß	FR290000010R

Thermostate

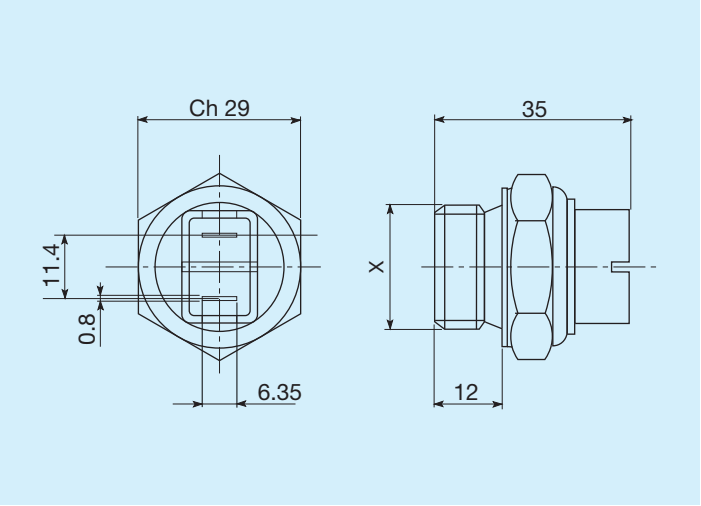

Schalttemperaturen C°	Gewinde	Code
45 - 35	M22 x 1,5	FR361104535R
60 - 50	M22 x 1,5	FR361106050R
80 - 70	M22 x 1,5	FR361108070R
82 - 68	M22 x 1,5	FR361108268R
85 - 76	M22 x 1,5	FR361108576R

Thermostate mit Schutzart IP54

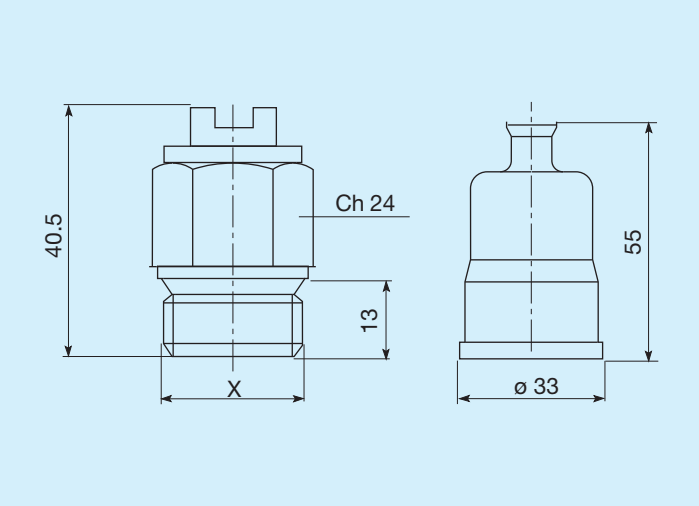

Schalttemperaturen C°	Gewinde	Code
45 - 35	M22 x 1,5	FR361124535R
50 - 40	M22 x 1,5	FR361125040R
60 - 50	M22 x 1,5	FR361126050R
70 - 60	M22 x 1,5	FR361127060R
80 -70	M22 x 1,5	FR361128070R

Thermostate mit Schutzart IP65

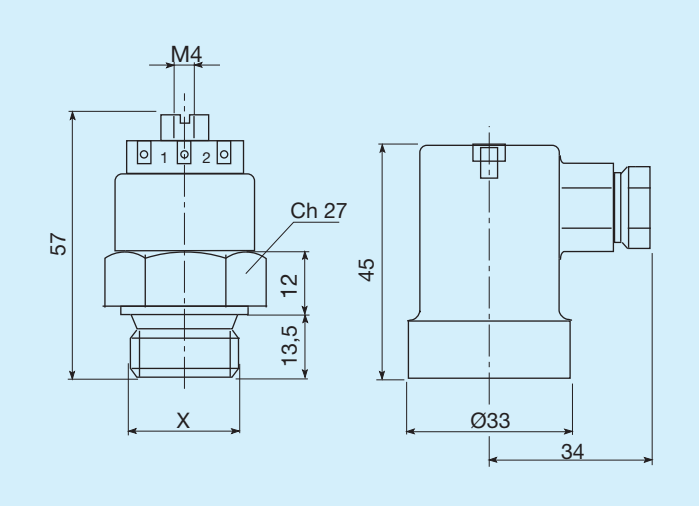

Schalttemperaturen C°	Gewinde	Code
45 - 35	M22 x 1,5	FR361154535R
47 - 36	M22 x 1,5	FR361155040R
60 - 50	M22 x 1,5	FR361176050R
80 - 70	M22 x 1,5	FR361158070R