# A75

Prima di iniziare l'utilizzo leggere attentamente il documento ISTRUZIONI GENERALI D'IMPIEGO PER SCAMBIATORI DI CALORE

# Dimensioni

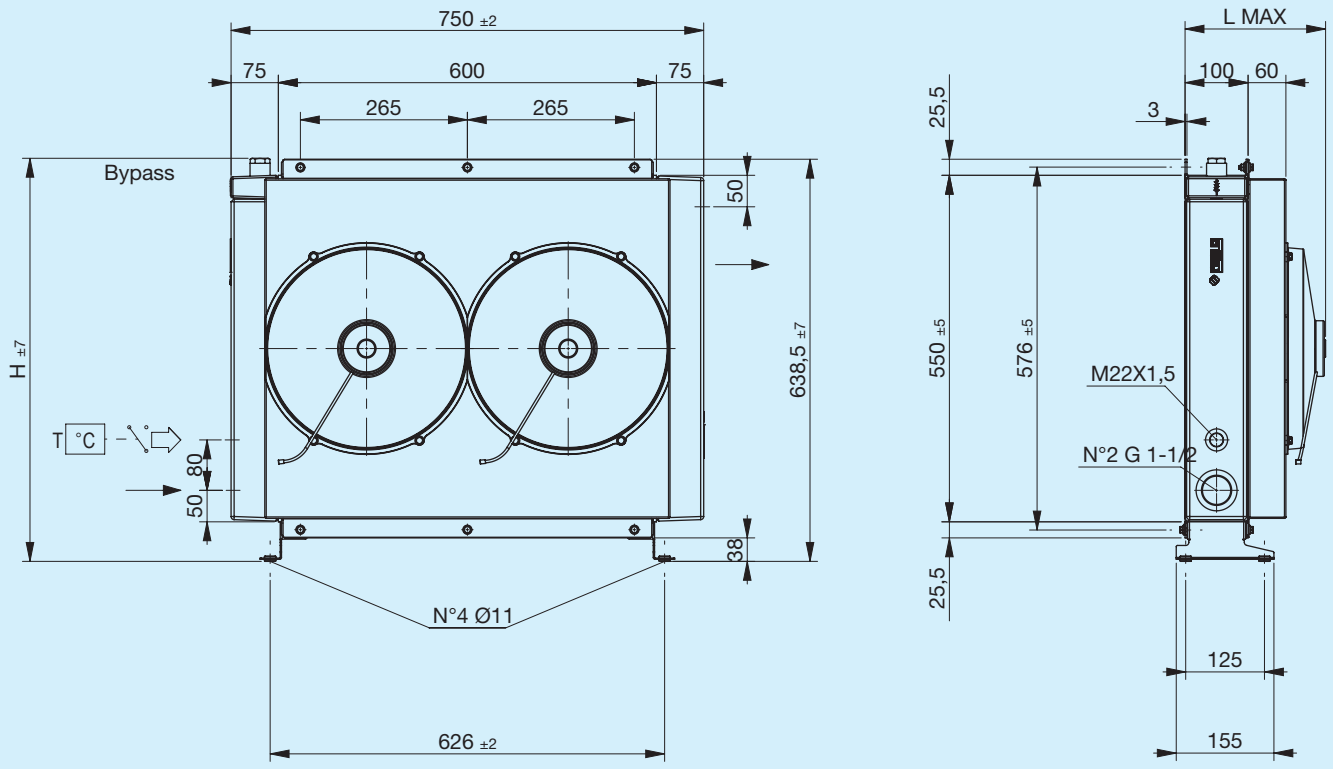


Piede di supporto non incluso (vedi Accessori)

| Codice | Descrizione | ΦVentola mm | Portata aria m³/h | Tensione V | Corrente A | L Max mm | H mm | Massa Kg | Capacità l |
|---|---|---|---|---|---|---|---|---|---|
| FR633143103 | **A75 2EAP 12V bypass T15 V.T. 3 bar 60°C** | 2X305 | 2X1610 | 12 | 2X10,6 | 225 | 640 | 24 | 14 |
| FR633143104 | **A75 2ESP 12V bypass T15 V.T. 3 bar 60°C** | 2X305 | 2X1470 | 12 | 2X9,3 | 225 | 640 | 24 | 14 |
| FR633141005 | **A75 2EAP 12V bypass T15 VNR 4.5 bar** | 2X305 | 2X1610 | 12 | 2X10,6 | 225 | 624 | 24 | 14 |
| FR633141004 | **A75 2ESP 12V bypass T15 VNR 4.5 bar** | 2X305 | 2X1470 | 12 | 2X9,3 | 225 | 624 | 24 | 14 |
| FR633143113 | **A75 2EAP 24V bypass T15 V.T. 3 bar 60°C** | 2X305 | 2X1690 | 24 | 2X5,7 | 225 | 640 | 24 | 14 |
| FR633143114 | **A75 2ESP 24V bypass T15 V.T. 3 bar 60°C** | 2X305 | 2X1580 | 24 | 2X4,9 | 225 | 640 | 24 | 14 |
| FR633141013 | **A75 2EAP 24V bypass T15 VNR 4.5 bar** | 2X305 | 2X1690 | 24 | 2X5,7 | 225 | 624 | 24 | 14 |
| FR633141014 | **A75 2ESP 24V bypass T15 VNR 4.5 bar** | 2X305 | 2X1580 | 24 | 2X4,9 | 225 | 624 | 24 | 14 |
| FR633140003 | **A75 2EAP 12V** | 2X305 | 2X1610 | 12 | 2X10,6 | 225 | 638 | 24 | 14 |
| FR633140004 | **A75 2ESP 12V** | 2X305 | 2X1470 | 12 | 2X9,3 | 225 | 638 | 24 | 14 |
| FR633140013 | **A75 2EAP 24V** | 2X305 | 2X1690 | 24 | 2X5,7 | 225 | 638 | 24 | 14 |
| FR633140014 | **A75 2ESP 24V** | 2X305 | 2X1580 | 24 | 2X4,9 | 225 | 638 | 24 | 14 |

## Potenza termica

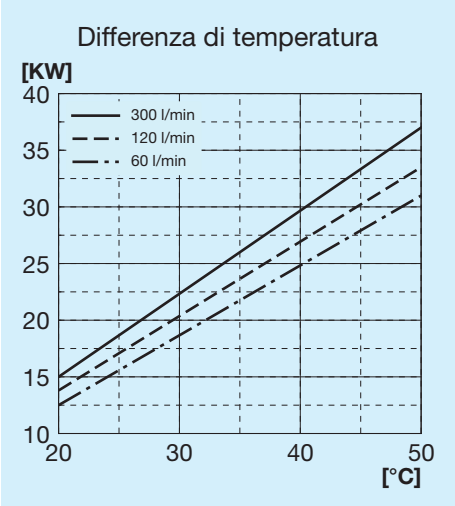


## Perdita di carico passaggio radiatore

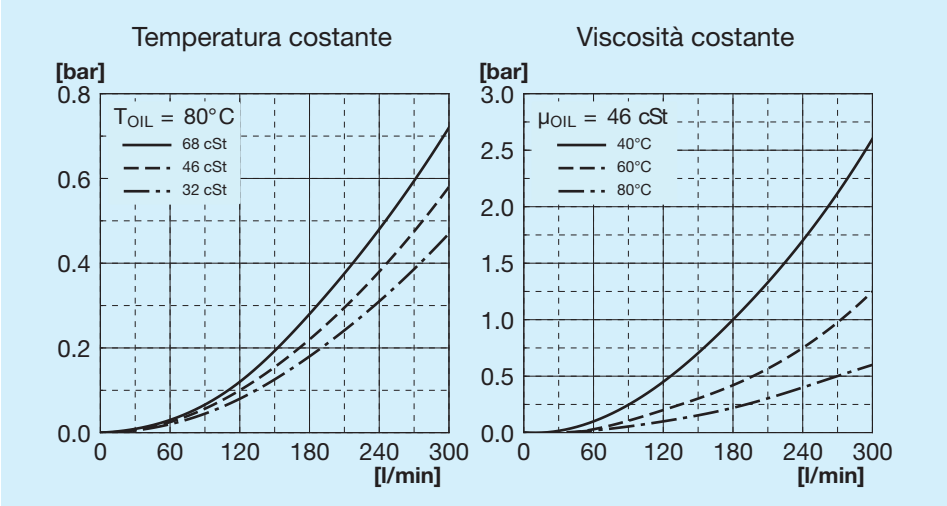


## Perdita di carico passaggio bypass

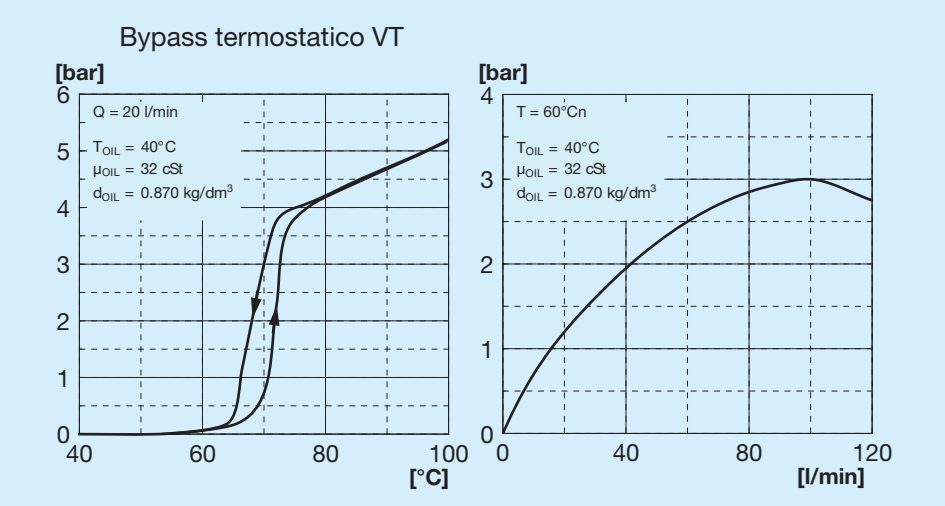


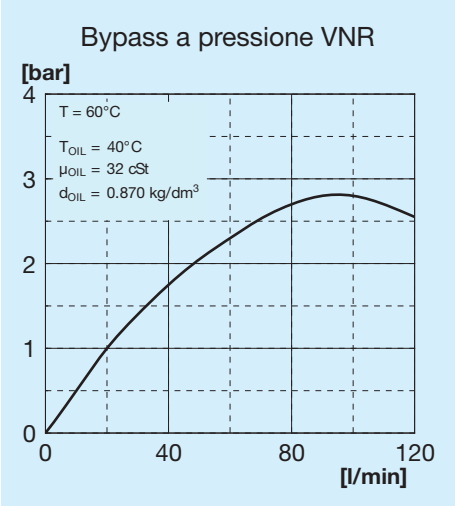


## Valvole bypass

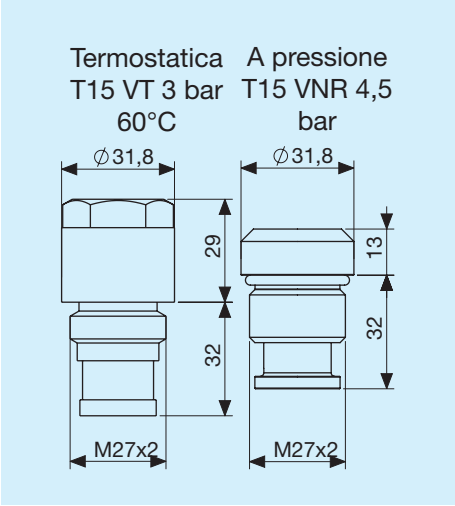


## Legenda

| | |
|---|---|
| **A75** | Tipo di scambiatore |
| **2E** | 2 Elettroventole |
| **A** | Aspirante |
| **S** | Soffiante |
| **AP** | Aspirante potenziato |
| **SP** | Soffiante potenziato |
| **AX** | Aspirante superpotenziato |
| **SX** | Soffiante superpotenziato |
| **12V** | Tensione elettroventola |
| **24V** | Tensione elettroventola |
| **T15 VT** | Valvola bypass termostatica 3 bar 60°C |
| **T15 VNR** | Valvola bypass a pressione 4,5 bar |

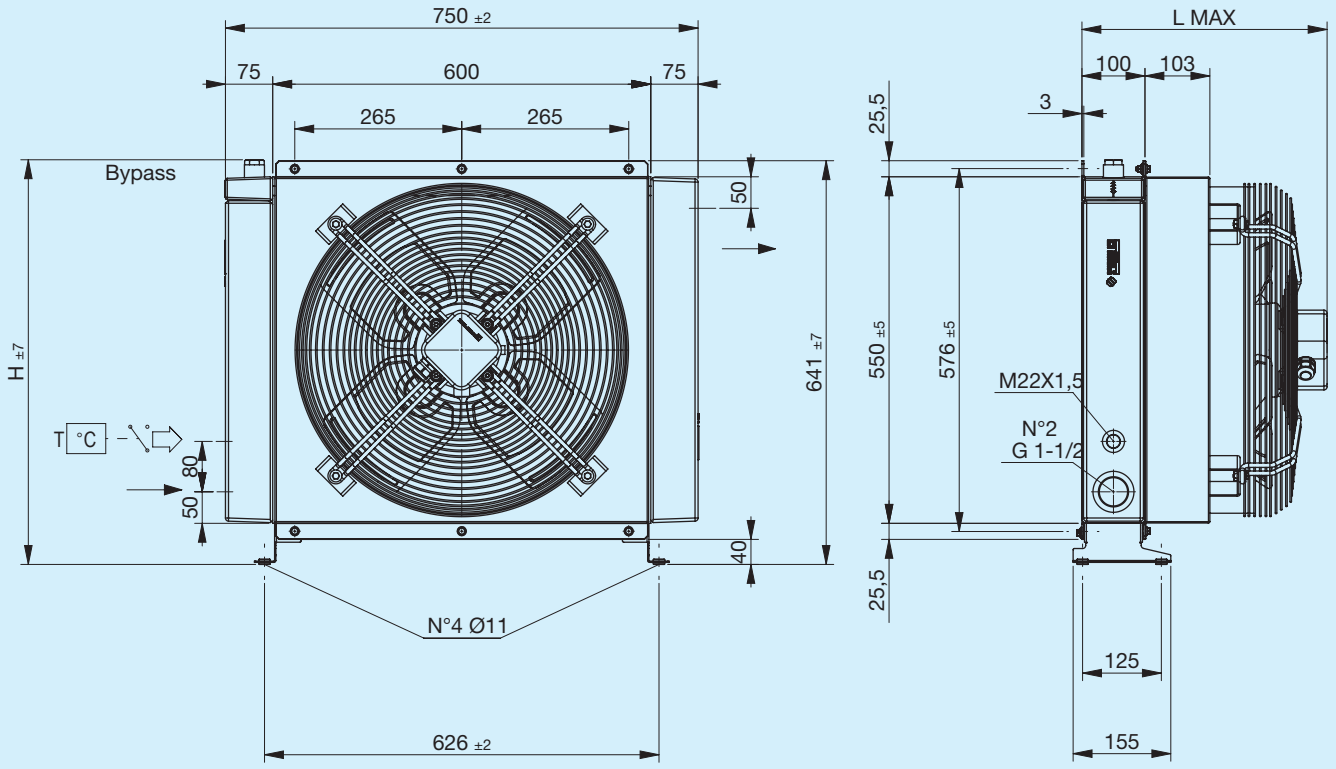


Piede di supporto non incluso (vedi Accessori)

| Codice | Descrizione | ΦVentola | Potenza | Frequenza | Velocità | Protezione | L Max | H | Massa | Capacità |
|---|---|---|---|---|---|---|---|---|---|---|
| | | mm | W | Hz | min-¹ | IP | mm | mm | Kg | l |
| FR633143131 | **A75 1EA 230V bypass T15 V.T. 3 bar 60°C** | 500 | 640<br>720 | 50<br>60 | 1180<br>1300 | 44 | 269 | 642 | 25 | 14 |
| FR633143132 | **A75 1ES 230V bypass T15 V.T. 3 bar 60°C** | 500 | 780<br>1100 | 50<br>60 | 1250<br>1280 | 44 | 269 | 642 | 25 | 14 |
| FR633141031 | **A75 1EA 230V bypass T15 VNR 4.5 bar** | 500 | 640<br>720 | 50<br>60 | 1180<br>1300 | 44 | 269 | 626 | 25 | 14 |
| FR633141032 | **A75 1ES 230V bypass T15 VNR 4.5 bar** | 500 | 780<br>1100 | 50<br>60 | 1250<br>1280 | 44 | 269 | 626 | 25 | 14 |
| FR633143121 | **A75 1EA 400V bypass T15 V.T. 3 bar 60°C** | 500 | 750 | 50 | 1390 | 44 | 269 | 642 | 25 | 14 |
| FR633143122 | **A75 1ES 400V bypass T15 V.T. 3 bar 60°C** | 500 | 750 | 50 | 1390 | 44 | 269 | 642 | 25 | 14 |
| FR633141021 | **A75 1EA 400V bypass T15 VNR 4.5 bar** | 500 | 750 | 50 | 1390 | 44 | 269 | 626 | 25 | 14 |
| FR633141022 | **A75 1ES 400V bypass T15 VNR 4.5 bar** | 500 | 750 | 50 | 1390 | 44 | 269 | 626 | 25 | 14 |
| FR633140031 | **A75 1EA 230V** | 500 | 640<br>720 | 50<br>60 | 1180<br>1300 | 44 | 269 | 638 | 25 | 14 |
| FR633140032 | **A75 1ES 230V** | 500 | 780<br>1100 | 50<br>60 | 1250<br>1280 | 44 | 269 | 638 | 25 | 14 |
| FR633140021 | **A75 1EA 400V** | 500 | 750 | 50 | 1390 | 44 | 269 | 638 | 25 | 14 |
| FR633140022 | **A75 1ES 400V** | 500 | 750 | 50 | 1390 | 44 | 269 | 638 | 25 | 14 |

## Potenza termica

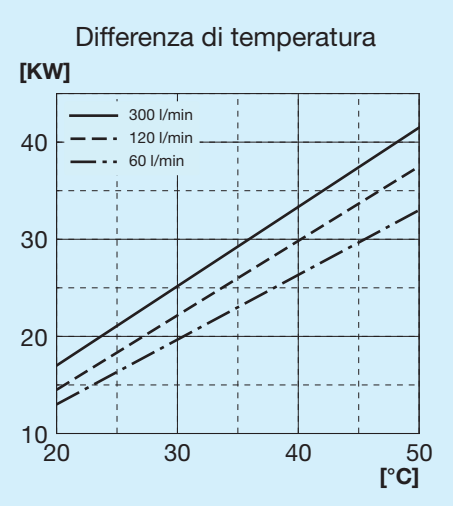


## Perdita di carico passaggio radiatore

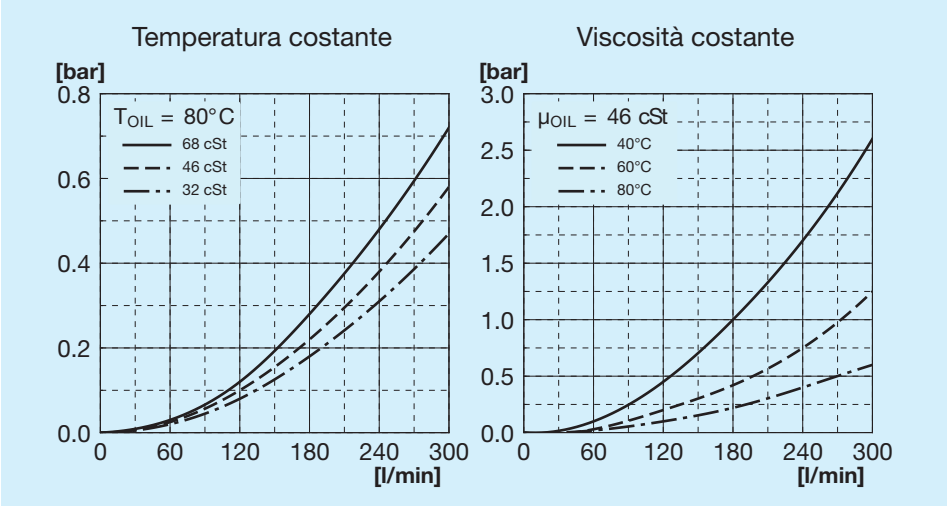


## Perdita di carico passaggio bypass

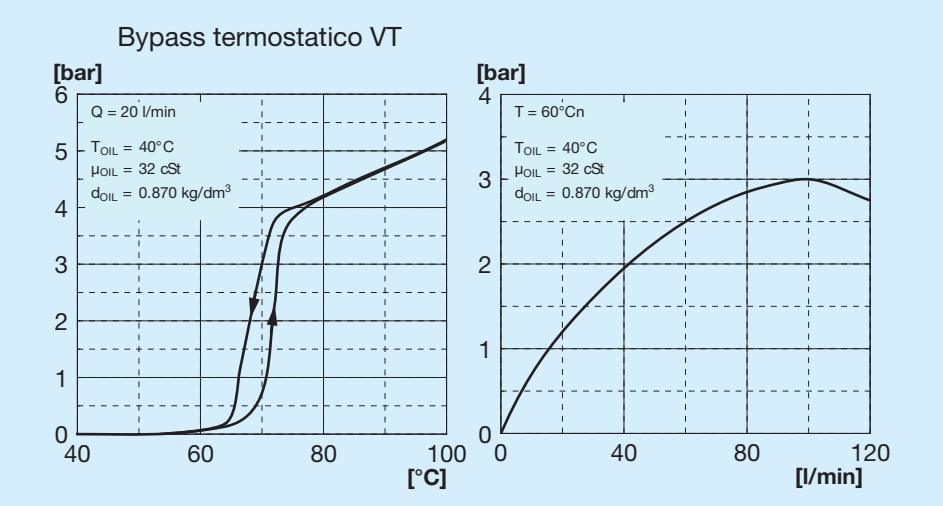


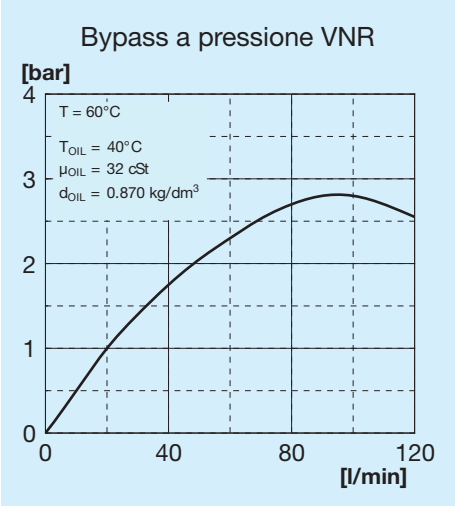


## Valvole bypass

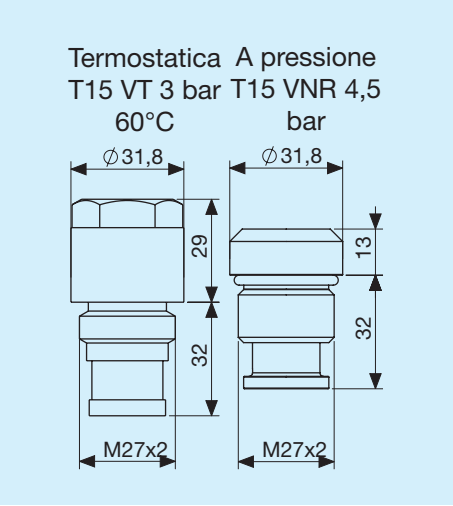


## Legenda

| | |
|---|---|
| **A75** | Tipo di scambiatore |
| **1E** | 1 Elettroventola |
| **A** | Aspirante |
| **S** | Soffiante |
| **230V** | Tensione elettroventola |
| **400V** | Tensione elettroventola |
| **T15 VT** | Valvola bypass termostatica 3 bar 60°C |
| **T15 VNR** | Valvola bypass a pressione 4,5 bar |

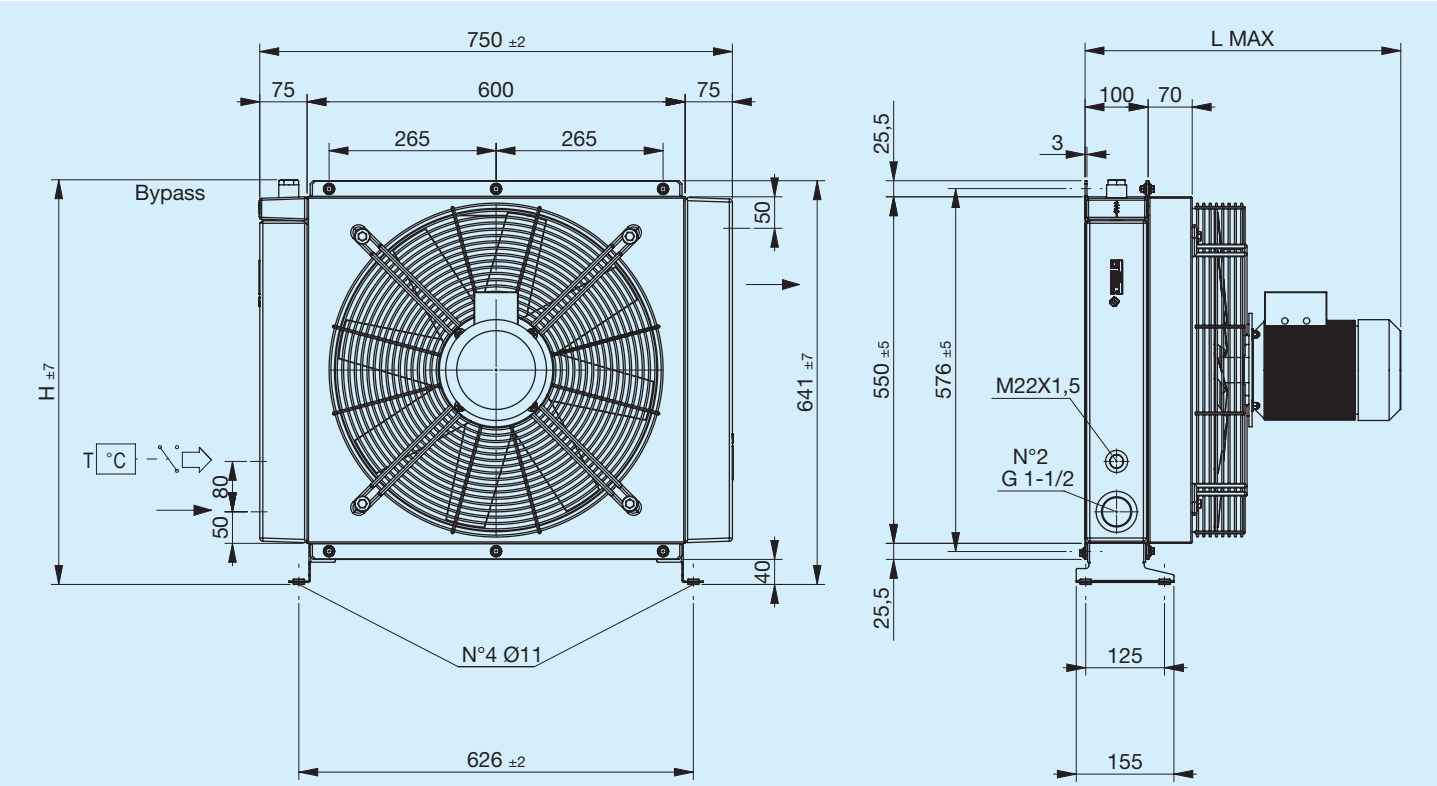


Piede di supporto non incluso (vedi Accessori)

| Codice | Descrizione | ΦVentola | Potenza | Frequen-za | Velocità | Protezio-ne | L Max | H | Massa | Capacità |
|---|---|---|---|---|---|---|---|---|---|---|
| | | mm | W | Hz | min-¹ | IP | mm | mm | Kg | l |
| FR633143141 | **A75 1EA 230V-B14 bypass T15 V.T. 3 bar 60°C** | 500 | 750 | 50 | 1390 | 65 | 475 | 642 | 33.5 | 14 |
| FR633143142 | **A75 1ES 230V-B14 bypass T15 V.T. 3 bar 60°C** | 500 | 750 | 50 | 1390 | 65 | 475 | 642 | 33,5 | 14 |
| FR633141041 | **A75 1EA 230V-B14 bypass T15 VNR 4.5 bar** | 500 | 750 | 50 | 1390 | 65 | 475 | 626 | 33.5 | 14 |
| FR633141042 | **A75 1ES 230V-B14 bypass T15 VNR 4,5 bar** | 500 | 750 | 50 | 1390 | 65 | 475 | 626 | 33,5 | 14 |
| FR633143151 | **A75 1EA 400V-B14 bypass T15 V.T. 3 bar 60°C** | 500 | 750 | 50 | 1390 | 65 | 475 | 642 | 33.5 | 14 |
| FR633143152 | **A75 1ES 400V-B14 bypass T15 V.T. 3 bar 60°C** | 500 | 750 | 50 | 1390 | 65 | 475 | 642 | 33.5 | 14 |
| FR633141051 | **A75 1EA 400V-B14 bypass T15 VNR 4.5 bar** | 500 | 750 | 50 | 1390 | 65 | 475 | 626 | 33.5 | 14 |
| FR633141052 | **A75 1ES 400V-B14 bypass T15 VNR 4.5 bar** | 500 | 750 | 50 | 1390 | 65 | 475 | 626 | 33.5 | 14 |
| FR633140041 | **A75 1EA 230V-B14** | 500 | 750 | 50 | 1390 | 65 | 475 | 638 | 33.5 | 14 |
| FR633140042 | **A75 1ES 230V-B14** | 500 | 750 | 50 | 1390 | 65 | 475 | 638 | 33.5 | 14 |
| FR633140051 | **A75 1EA 400V-B14** | 500 | 750 | 50 | 1390 | 65 | 475 | 638 | 33.5 | 14 |
| FR633140052 | **A75 1ES 400V-B14** | 500 | 750 | 50 | 1390 | 65 | 475 | 638 | 33.5 | 14 |

## Potenza termica

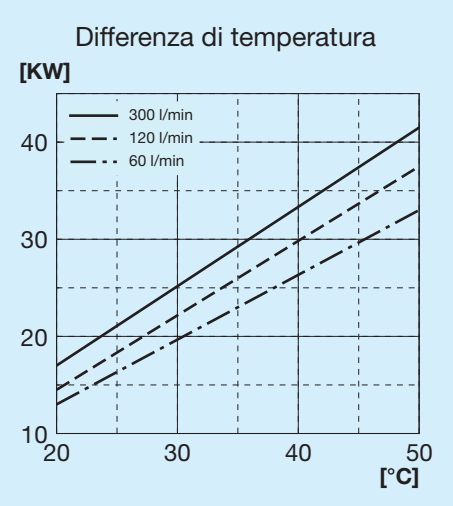


## Perdita di carico passaggio radiatore

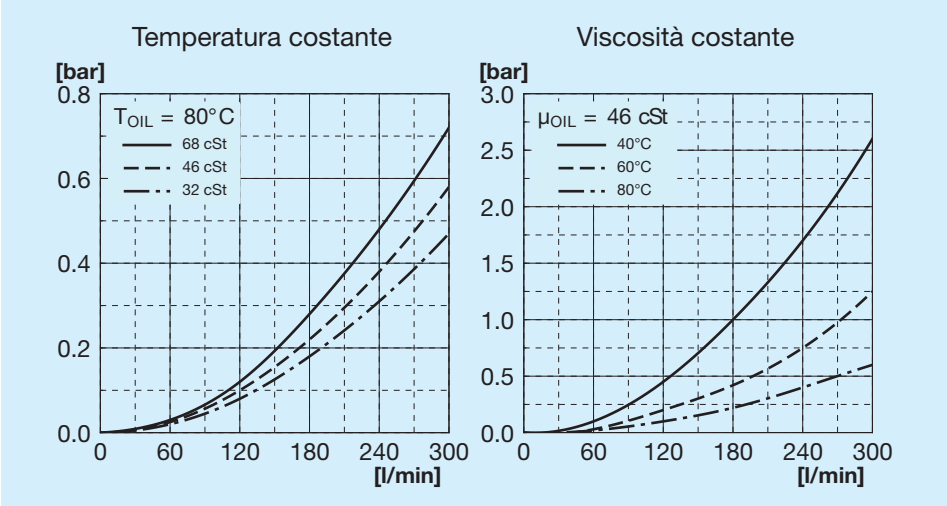


## Perdita di carico passaggio bypass

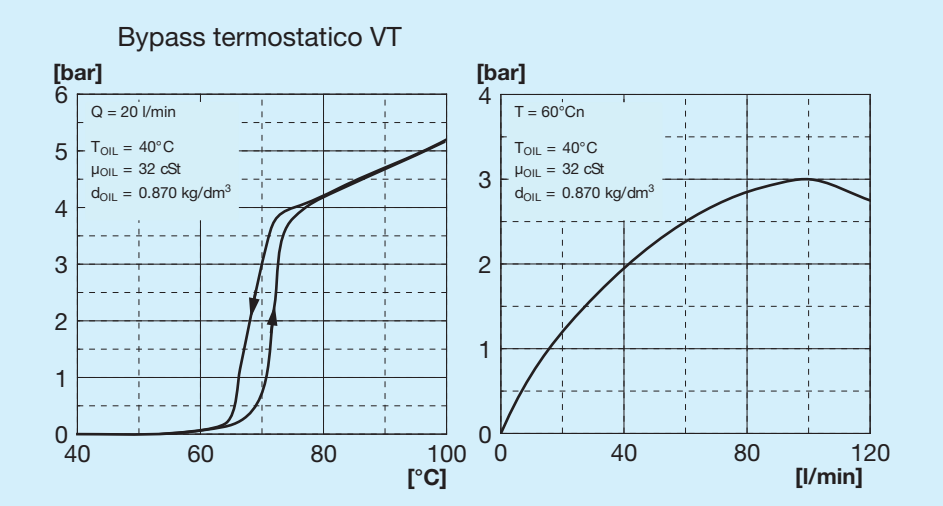


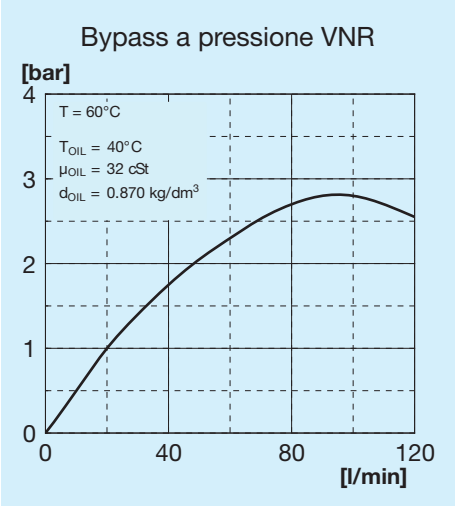


## Valvole bypass

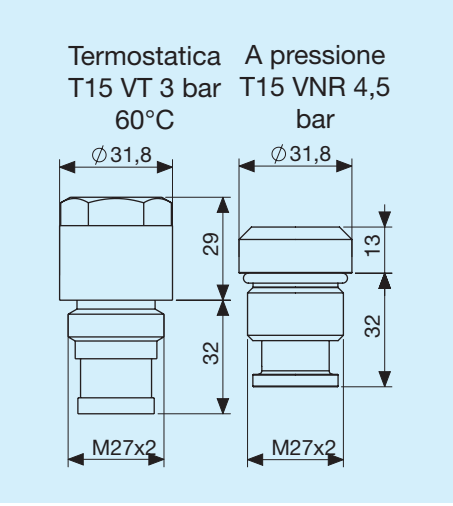


## Legenda

| | |
|---|---|
| **A75** | Tipo di scambiatore |
| **1E** | 1 Elettroventola |
| **A** | Aspirante |
| **S** | Soffiante |
| **230V B14** | Tensione elettroventola |
| **400V B14** | Tensione elettroventola |
| **T15 VT** | Valvola bypass termostatica 3 bar 60°C |
| **T15 VNR** | Valvola bypass a pressione 4,5 bar |

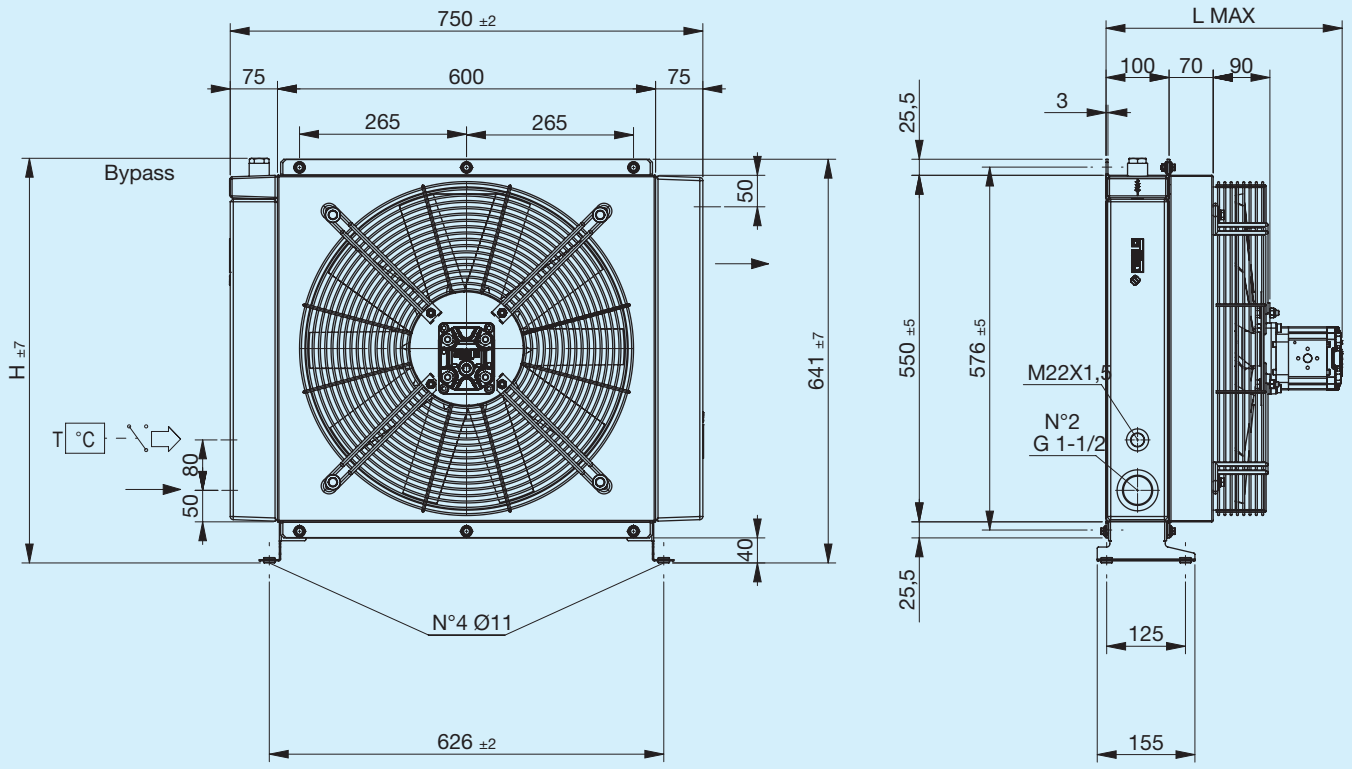


Piede di supporto non incluso (vedi Accessori)

| Codice | Descrizione | Ø Ventola | Cilindrata motore | L Max | H | Massa | Capacità |
|---|---|---|---|---|---|---|---|
| | | mm | cm3/h | mm | mm | Kg | l |
| FR634143103 | A75 IA PRED. GR2 bypass T15 V.T. 3 bar 60°C | 500 | _ | 305 | 642 | 26 | 14 |
| FR634143104 | A75 IS PRED. GR2 bypass T15 V.T. 3 bar 60°C | 500 | _ | 305 | 642 | 26 | 14 |
| FR634141003 | A75 IA PRED. GR2 bypass T15 VNR 4.5 bar | 500 | _ | 305 | 626 | 26 | 14 |
| FR634141004 | A75 IS PRED. GR2 bypass T15 VNR 4.5 bar | 500 | _ | 305 | 626 | 26 | 14 |
| FR634143113 | A75 IA MOT.IDR. GR2 bypass T15 V.T. 3 bar 60°C | 500 | 11 | 365 | 642 | 27 | 14 |
| FR634143114 | A75 IS MOT.IDR. GR2 bypass T15 V.T. 3 bar 60°C | 500 | 11 | 365 | 642 | 27 | 14 |
| FR634141013 | A75 IA MOT.IDR. GR2 bypass T15 VNR 4.5 bar | 500 | 11 | 365 | 626 | 27 | 14 |
| FR634141014 | A75 IS MOT.IDR. GR2 bypass T15 VNR 4.5 bar | 500 | 11 | 365 | 626 | 27 | 14 |
| FR634140003 | A75 IA PRED. GR2 | 500 | _ | 305 | 638 | 26 | 14 |
| FR634140004 | A75 IS PRED. GR2 | 500 | _ | 305 | 638 | 26 | 14 |
| FR634140013 | A75 IA MOT.IDR. GR2 | 500 | 11 | 365 | 638 | 27 | 14 |
| FR634140014 | A75 IS MOT.IDR. GR2 | 500 | 11 | 365 | 638 | 27 | 14 |

## Potenza termica

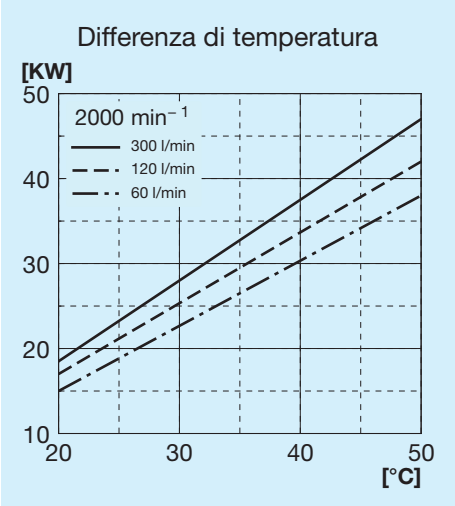


## Perdita di carico passaggio radiatore

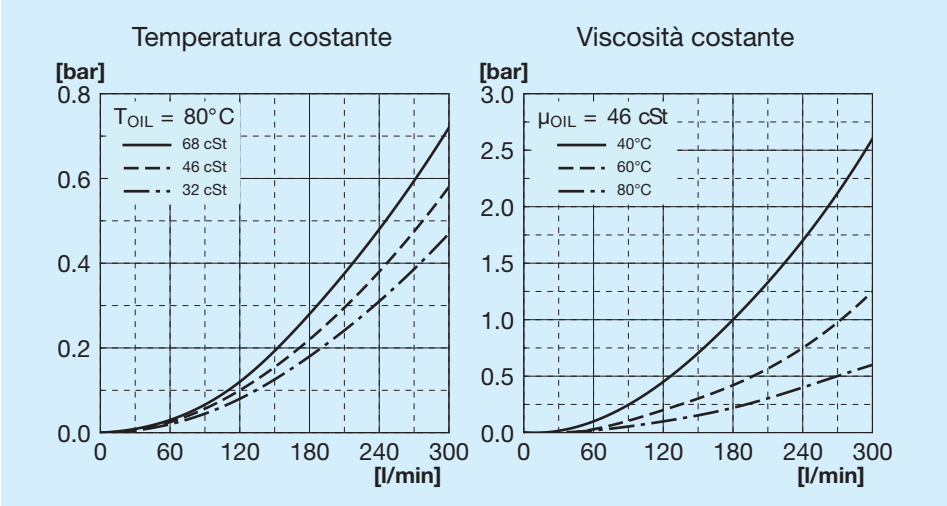


## Perdita di carico passaggio bypass

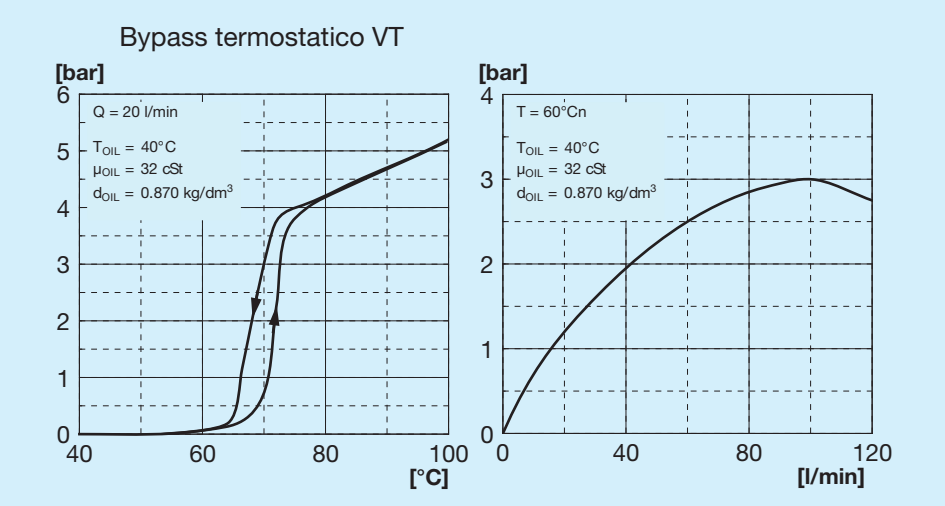


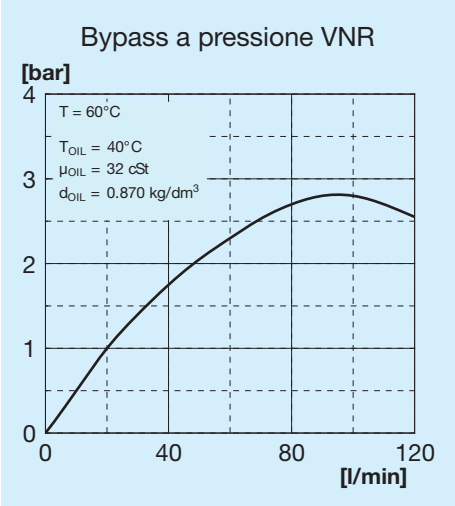


## Valvole bypass

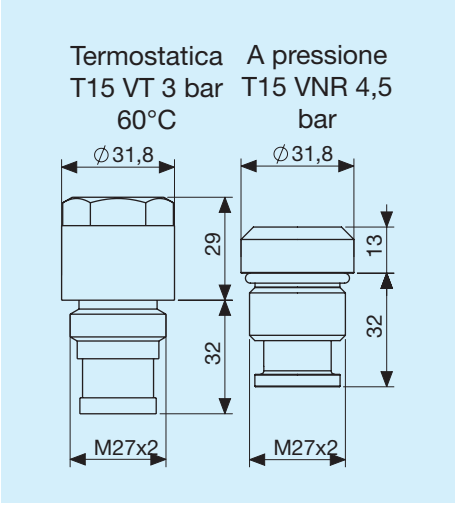


## Legenda

| | |
|---|---|
| **A75** | Tipo di scambiatore |
| **IA** | Idraulico Aspirante |
| **IS** | Idraulico Soffiante |
| **PRED.** | Con supporto motore |
| **MOT. IDR.** | Con motore a supporto integrato |
| **GR1** | Gruppo 1 |
| **GR2** | Gruppo 2 |
| **T15 VT** | Valvola bypass termostatica 3 bar 60°C |
| **T15 VNR** | Valvola bypass a pressione 4,5 bar |

## Piede di supporto sinistro

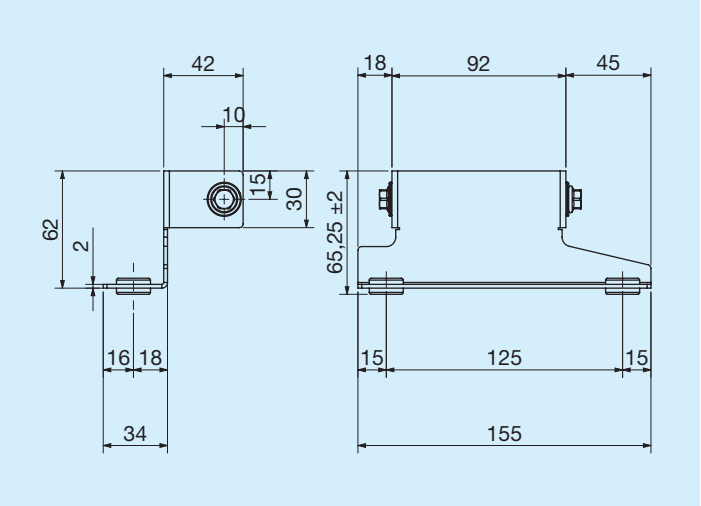


| | Codice |
|---|---|
| **Linkseitiger Stützfuß** | FR290000009R |

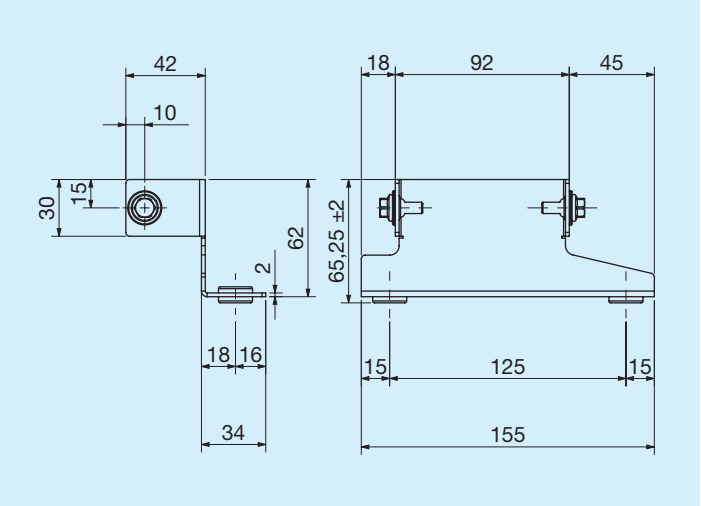


| | Codice |
|---|---|
| **Rechtsseitiger Stützfuß** | FR290000010R |

## Termostati

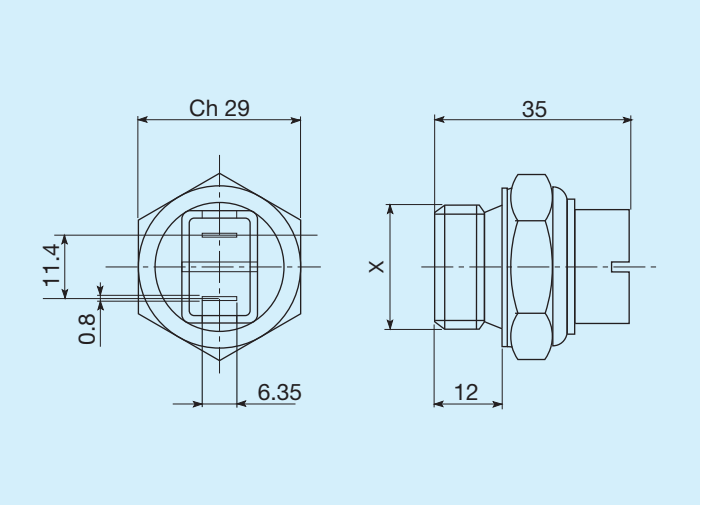


| Temperature di intervento C° | Filettatura | Codice |
|---|---|---|
| **45 - 35** | M22 x 1,5 | FR361104535R |
| **60 - 50** | M22 x 1,5 | FR361106050R |
| **80 - 70** | M22 x 1,5 | FR361108070R |
| **82 - 68** | M22 x 1,5 | FR361108268R |
| **85 - 76** | M22 x 1,5 | FR361108576R |

## Termostati protetti IP54

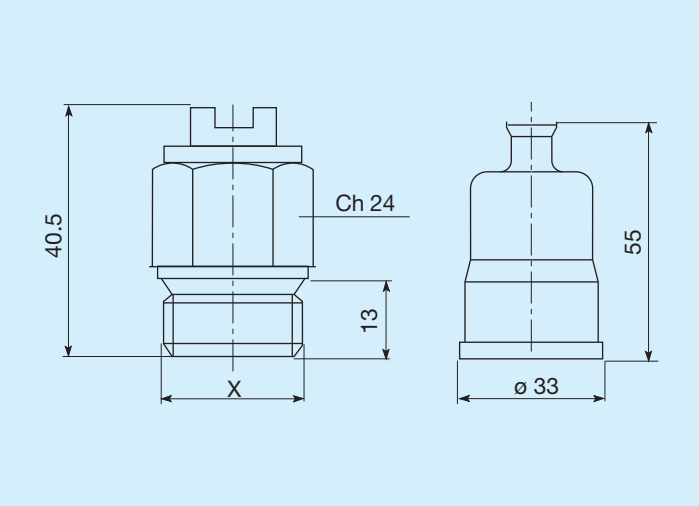


| Temperature di intervento C° | Filettatura | Codice |
|---|---|---|
| 45 - 35 | M22 x 1,5 | FR361124535R |
| 50 - 40 | M22 x 1,5 | FR361125040R |
| 60 - 50 | M22 x 1,5 | FR361126050R |
| 70 - 60 | M22 x 1,5 | FR361127060R |
| 80 -70 | M22 x 1,5 | FR361128070R |

## Termostati protetti IP65

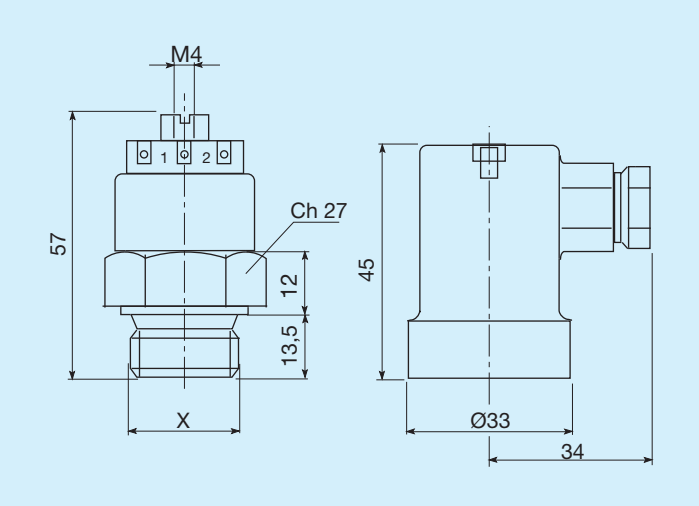


| Temperature di intervento C° | Filettatura | Codice |
|---|---|---|
| 45 - 35 | M22 x 1,5 | FR361154535R |
| 47 - 36 | M22 x 1,5 | FR361155040R |
| 60 - 50 | M22 x 1,5 | FR361176050R |
| 80 - 70 | M22 x 1,5 | FR361158070R |