A80

Bevor Sie mit der Benutzung beginnen, lesen Sie bitte das Dokument ALLGEMEINE GEBRAUCHSANWEISUNGEN FÜR WÄRMETAUSCHER sorgfältig durch

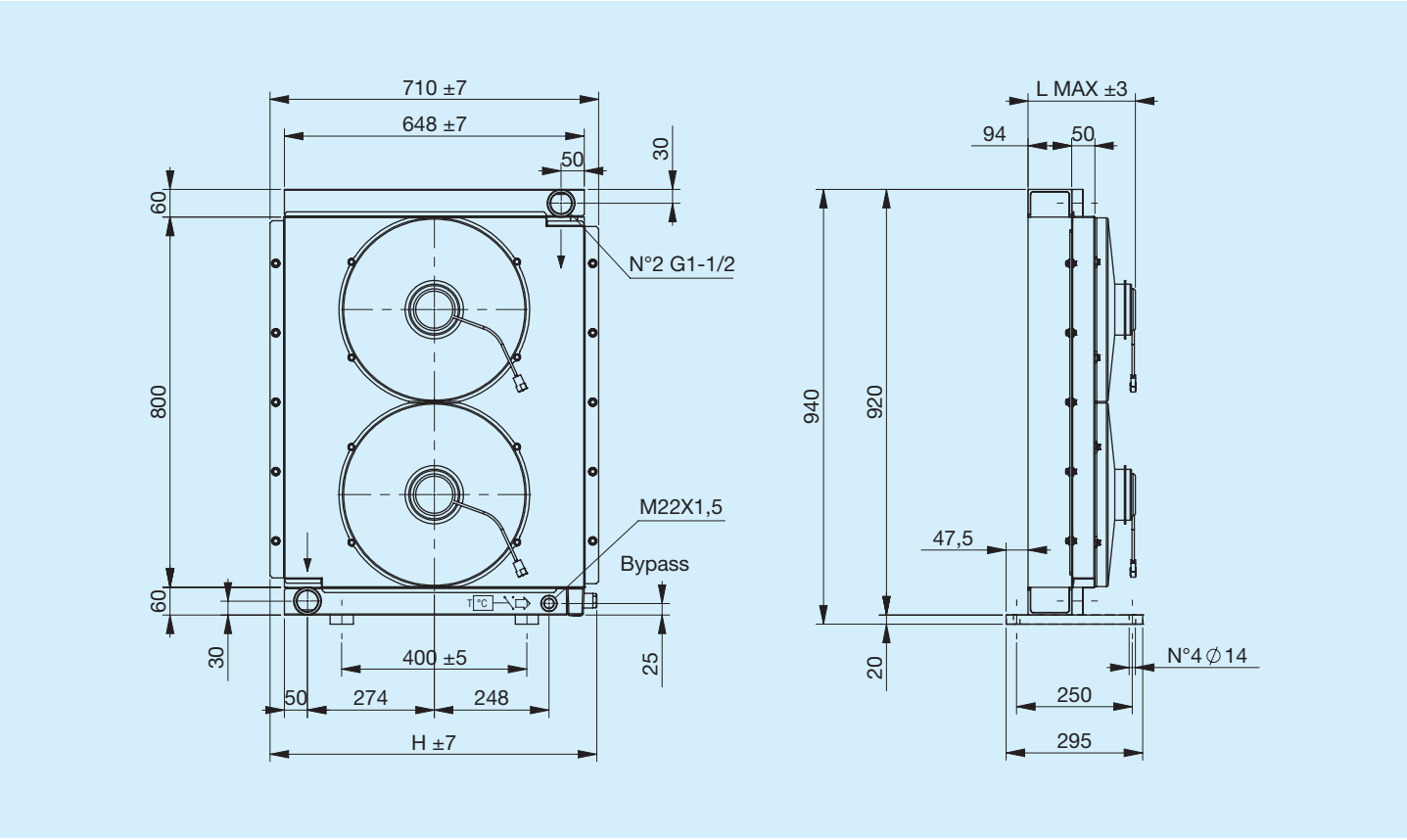

Code	Beschreibung	Ø Ventilator mm	Luftdurchsatz m³/h	Spannung V	Stromstärke A	Max. L mm	H mm	Gewicht kg	Kapazität l
FR633153103	**A80 2EAP 12V Bypass T15 V.T. 3 bar 60°C**	2X385	2X2850	12	2X19,7	230	706	38	18
FR633153104	**A80 2ESP 12V Bypass T15 V.T. 3 bar 60°C**	2X385	2X3070	12	2X18,7	230	706	38	18
FR633151003	**A80 2EAP 12V Bypass T15 VNR 4.5 bar**	2X385	2X2850	12	2X19,7	230	690	38	18
FR633151004	**A80 2ESP 12V Bypass T15 VNR 4.5 bar**	2X385	2X3070	12	2X18,7	230	690	38	18
FR633153113	**A80 2EAP 24V Bypass T15 V.T. 3 bar 60°C**	2X385	2X3070	24	2X10	230	706	38	18
FR633153114	**A80 2ESP 24V Bypass T15 V.T. 3 bar 60°C**	2X385	2X3180	24	2X9,4	230	706	38	18
FR633151013	**A80 2EAP 24V Bypass T15 VNR 4.5 bar**	2X385	2X3070	24	2X10	230	690	38	18
FR633151014	**A80 2ESP 24V Bypass T15 VNR 4.5 bar**	2X385	2X3180	24	2X9,4	230	690	38	18
FR633150003	**A80 2EAP 12V**	2X385	2X2850	12	2X19,7	230	710	38	18
FR633150004	**A80 2ESP 12V**	2X385	2X3070	12	2X18,7	230	710	38	18
FR633150013	**A80 2EAP 24V**	2X385	2X3070	24	2X10	230	710	38	18
FR633150014	**A80 2ESP 24V**	2X385	2X3180	24	2X9,4	230	710	38	18

Kühlleistung

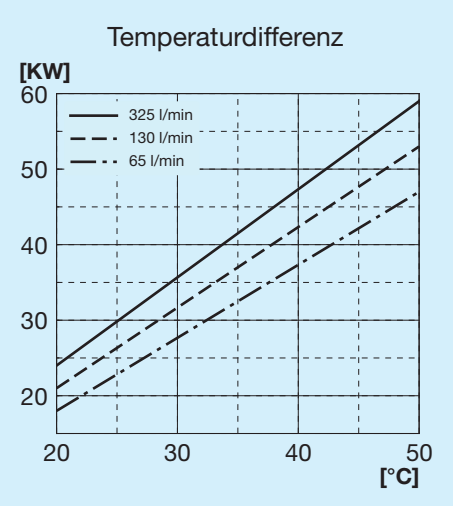

Druckgefälle Kühler

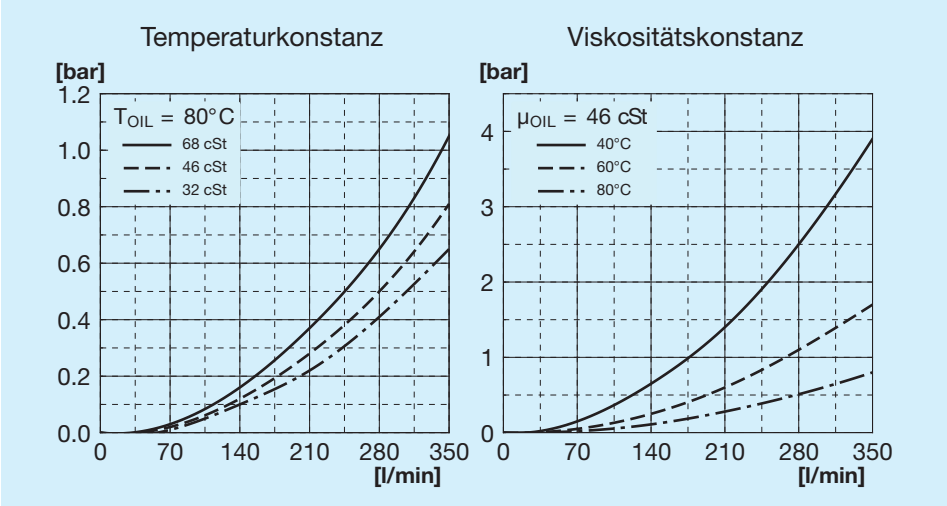

Druckgefälle Bypass

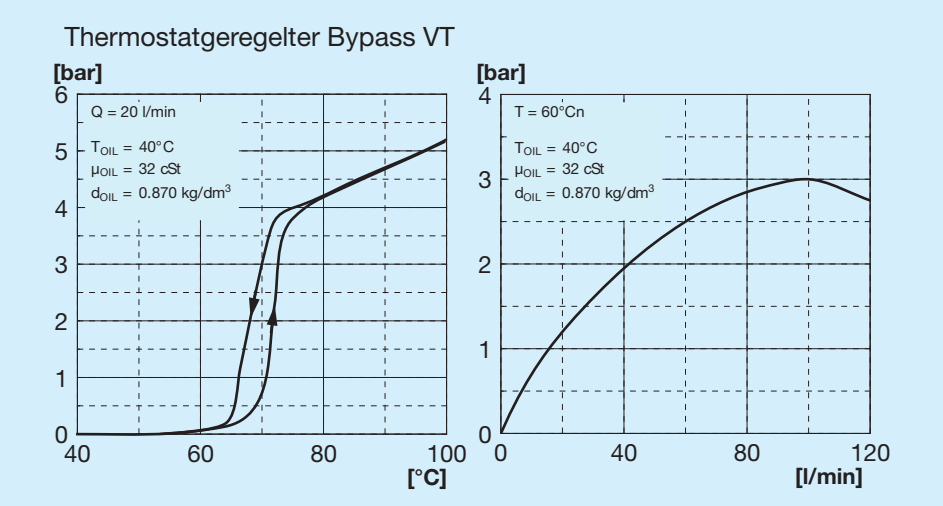

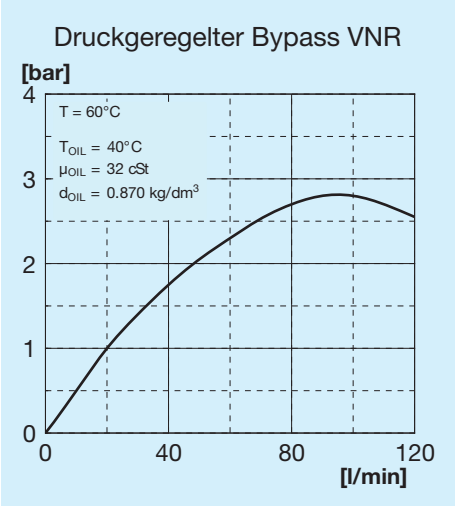

Bypass-Ventile

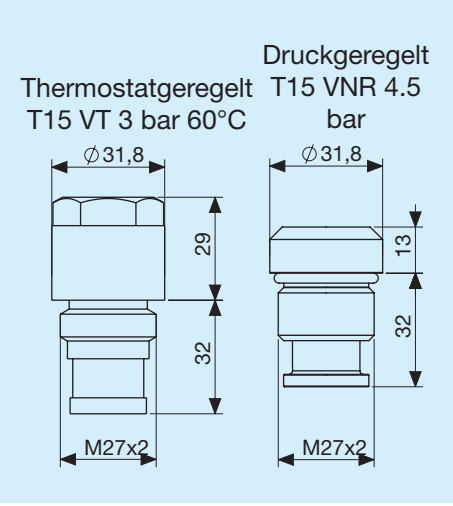

Zeichenerklärung

A80	Tauschertyp
2E	2 Elektrische Ventilatoren
A	Ansaugung
S	Gebläse
AP	Verstärkte Ansaugung
SP	Verstärktes Gebläse
AX	Verstärkte Ansaugung
SX	Verstärktes Gebläse
12 V	Spannung für Elektrolüfter
24 V	Spannung für Elektrolüfter
T15 VT	Thermostatgeregeltes Bypass-Ventil 3 bar 60°C
T15 VNR	Druckgeregeltes Bypass-Ventil 4.5 bar

Abmessungen

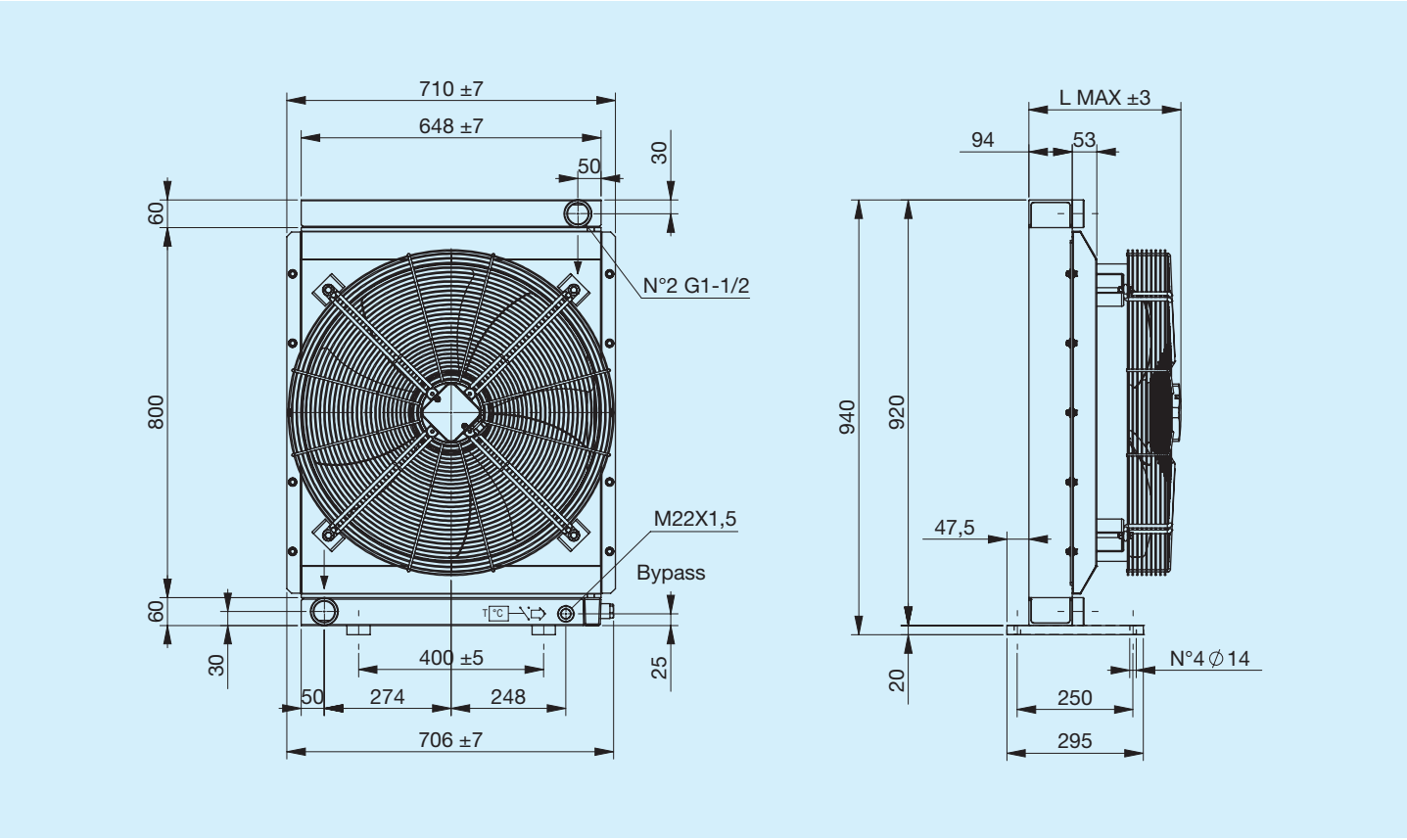

Code	Beschreibung	Ø Venti-lator	Leistung	Frequenz	Drehzahl	Schutz	Max. L	H	Gewicht	Kapazität
		mm	**W**	**Hz**	**min-¹**	**IP**	**mm**	**mm**	**kg**	**l**
FR633153131	**A80 1EA 230V Bypass T15 V.T. 3 bar 60°C**	630	600	50	880	54	350	706	45	18
FR633153132	**A80 1ES 230V Bypass T15 V.T. 3 bar 60°C**	630	600	50	880	54	350	706	45	18
FR633151031	**A80 1EA 230V Bypass T15 VNR 4.5 bar**	630	600	50	880	54	350	690	45	18
FR633151032	**A80 1ES 230V Bypass T15 VNR 4.5 bar**	630	600	50	880	54	350	690	45	18
FR633153121	**A80 1EA 400V Bypass T15 V.T. 3 bar 60°C**	630	510	50	860	54	350	706	45	18
FR633153122	**A80 1ES 400V Bypass T15 V.T. 3 bar 60°C**	630	510	50	860	54	350	706	45	18
FR633151021	**A80 1EA 400V Bypass T15 VNR 4.5 bar**	630	510	50	860	54	350	690	45	18
FR633151022	**A80 1ES 400V Bypass T15 VNR 4.5 bar**	630	510	50	860	54	350	690	45	18
FR633150031	**A80 1EA 230V**	630	600	50	880	54	350	710	45	18
FR633150032	**A80 1ES 230V**	630	600	50	880	54	350	710	45	18
FR633150021	**A80 1EA 400V**	630	510	50	860	54	350	710	45	18
FR633150022	**A80 1ES 400V**	630	510	50	860	54	350	710	45	18

Kühlleistung

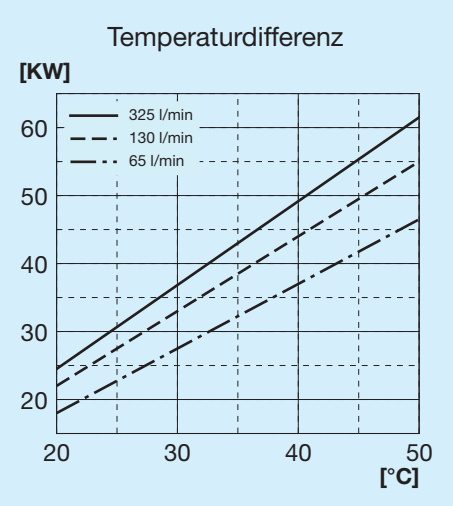

Druckgefälle Kühler

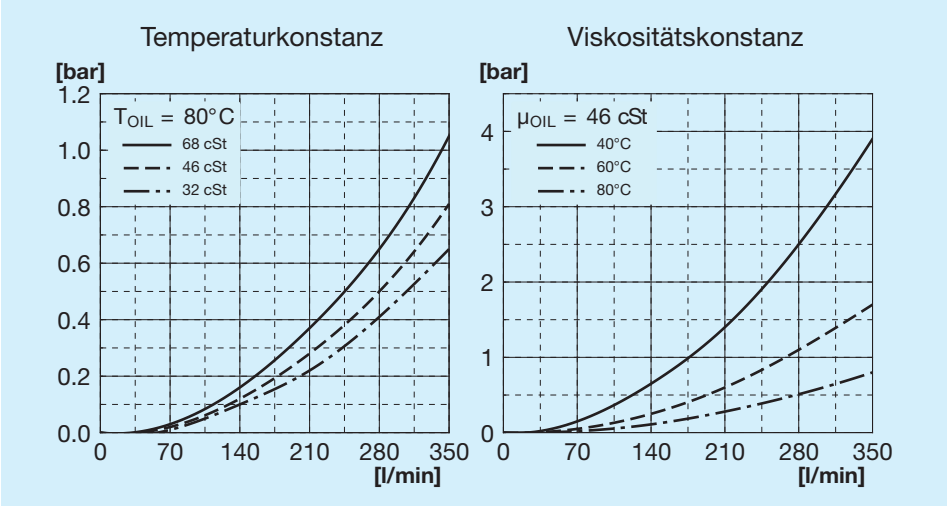

Druckgefälle Bypass

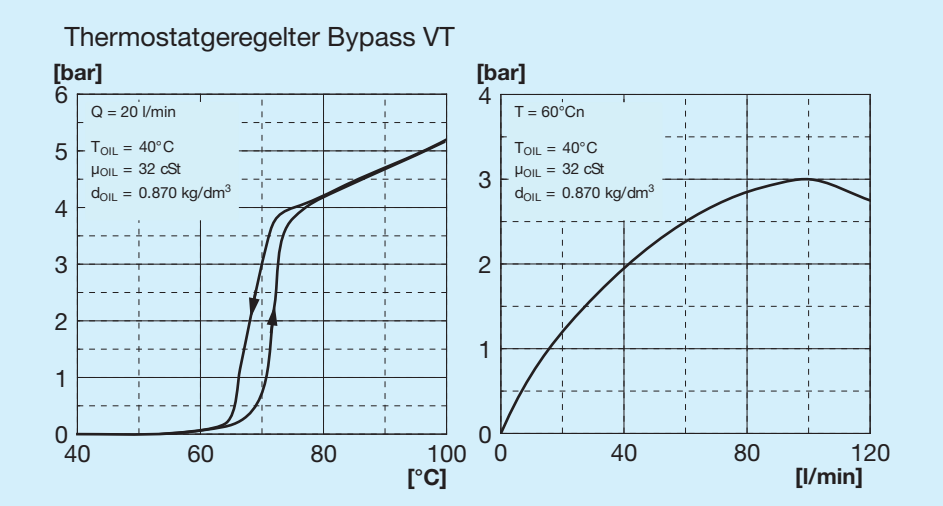

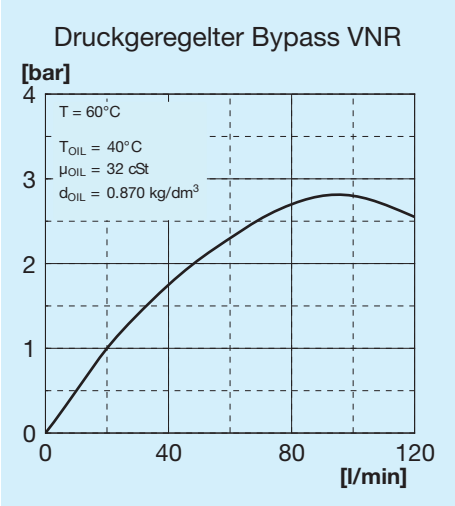

Bypass-Ventile

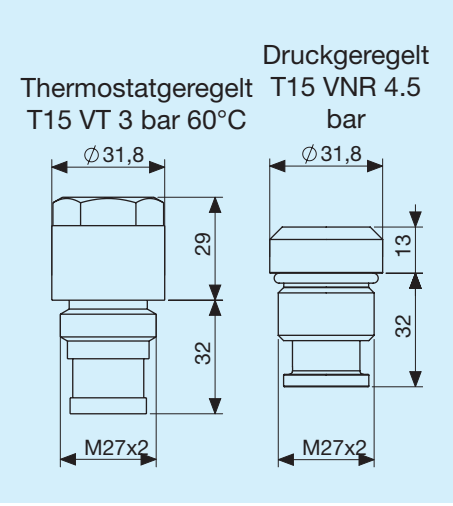

Zeichenerklärung

A80	Tauschertyp
1E	1 Elektrolüfter
A	Ansaugung
S	Gebläse
230 V	Spannung für Elektrolüfter
400 V	Spannung für Elektrolüfter
T15 VT	Thermostatgeregeltes Bypass-Ventil 3 bar 60°C
T15 VNR	Druckgeregeltes Bypass-Ventil 4.5 bar

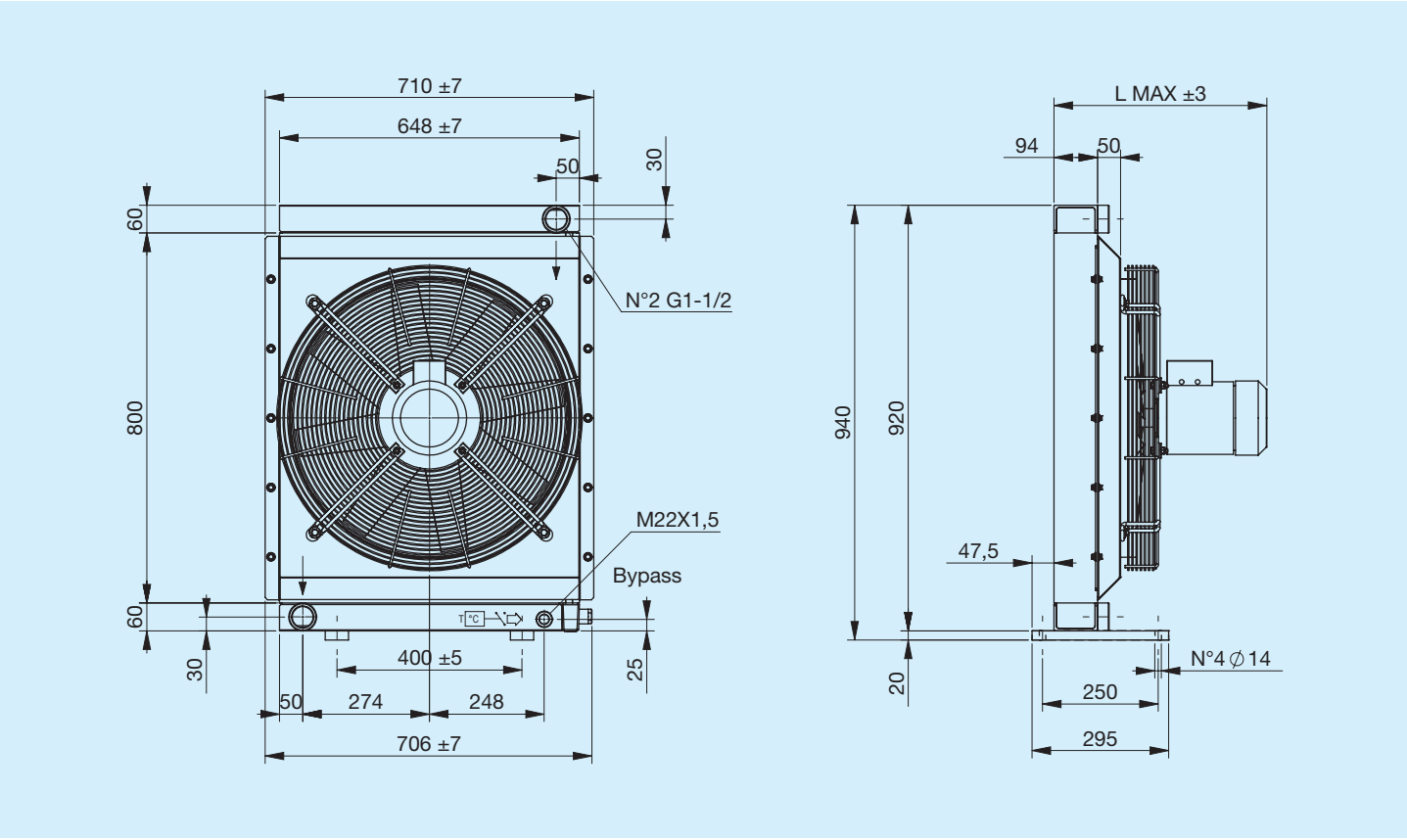

Code	Beschreibung	Ø Venti-lator mm	Leistung W	Frequenz Hz	Drehzahl min-¹	Schutz IP	Max. L mm	H mm	Gewicht kg	Kapazität l
FR633153141	**A80 1EA 230V-B14 Bypass T15 V.T. 3 bar 60°C**	580	750	50	1390	65	458	706	53.5	18
FR633153142	**A80 1EA 230V-B14 Bypass T15 V.T. 3 bar 60°C**	580	750	50	1390	65	458	706	53.5	18
FR633151041	**A80 1EA 230V-B14 Bypass T15 VNR 4.5 bar**	580	750	50	1390	65	458	690	53.5	18
FR633151042	**A80 1EA 230V-B14 Bypass T15 VNR 4.5 bar**	580	750	50	1390	65	458	690	53.5	18
FR633153151	**A80 1EA 400V-B14 Bypass T15 V.T. 3 bar 60°C**	580	750	50	1390	65	458	706	53.5	18
FR633153152	**A80 1ES 400V-B14 Bypass T15 V.T. 3 bar 60°C**	580	750	50	1390	65	458	706	53.5	18
FR633151051	**A80 1EA 400V-B14 Bypass T15 VNR 4.5 bar**	580	750	50	1390	65	458	690	53.5	18
FR633151052	**A80 1ES 400V-B14 Bypass T15 VNR 4.5 bar**	580	750	50	1390	65	458	690	53.5	18
FR633150041	**A80 1EA 230V-B14**	580	750	50	1390	65	458	710	53.5	18
FR633150042	**A80 1ES 230V-B14**	580	750	50	1390	65	458	710	53.5	18
FR633150051	**A80 1EA 400V-B14**	580	750	50	1390	65	458	710	53.5	18
FR633150052	**A80 1ES 400V-B14**	580	750	50	1390	65	458	710	53.5	18

Kühlleistung

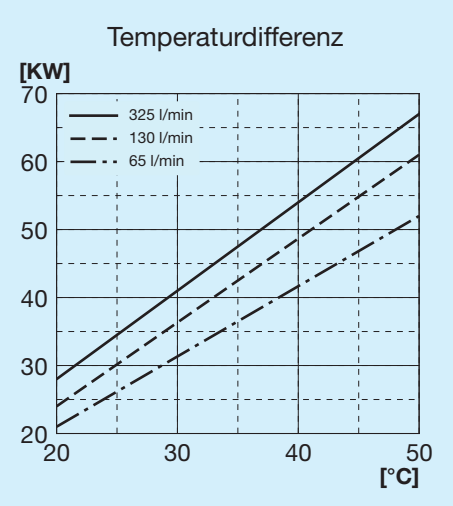

Druckgefälle Kühler

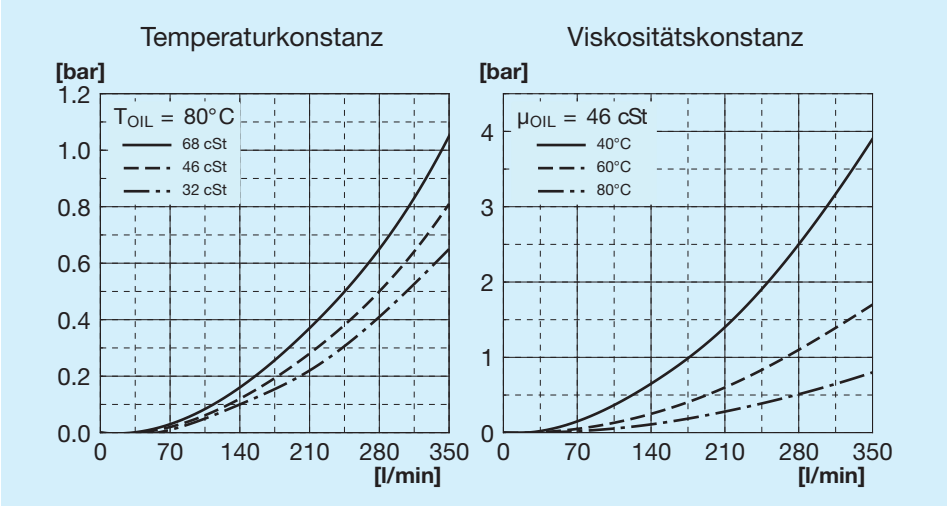

Druckgefälle Bypass

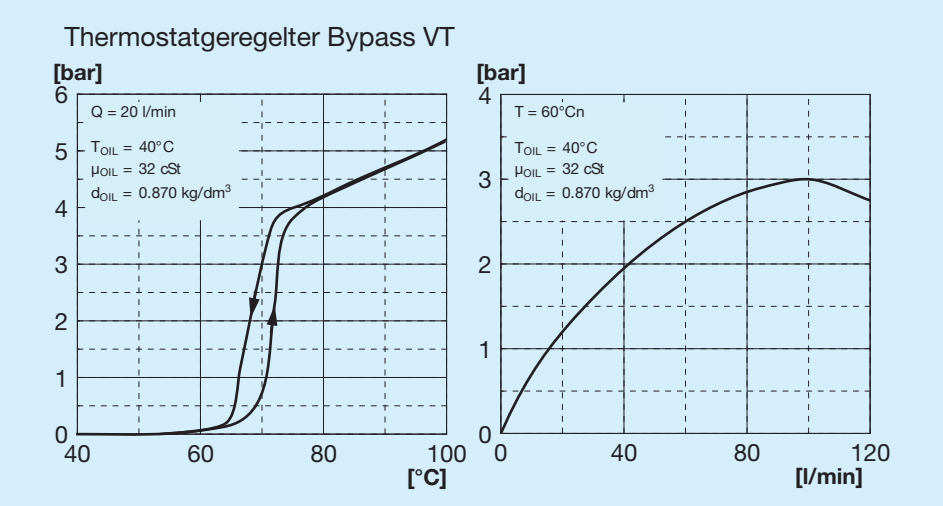

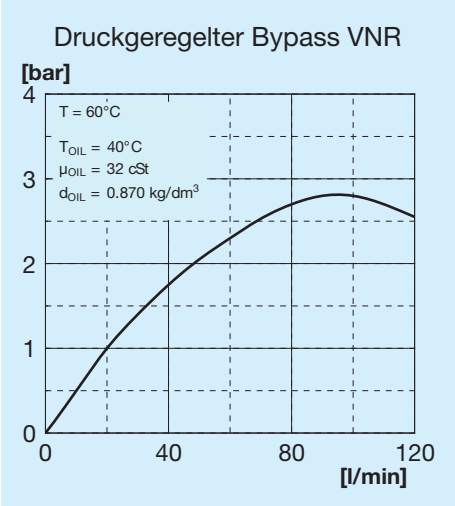

Bypass-Ventile

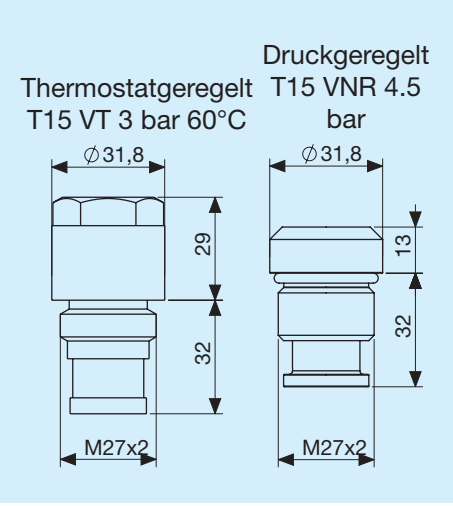

Zeichenerklärung

A80	Tauschertyp
1E	1 Elektrolüfter
A	Ansaugung
S	Gebläse
230V B14	Spannung für Elektrolüfter
400V B14	Spannung für Elektrolüfter
T15 VT	Thermostatgeregeltes Bypass-Ventil 3 bar 60°C
T15 VNR	Druckgeregeltes Bypass-Ventil 4.5 bar

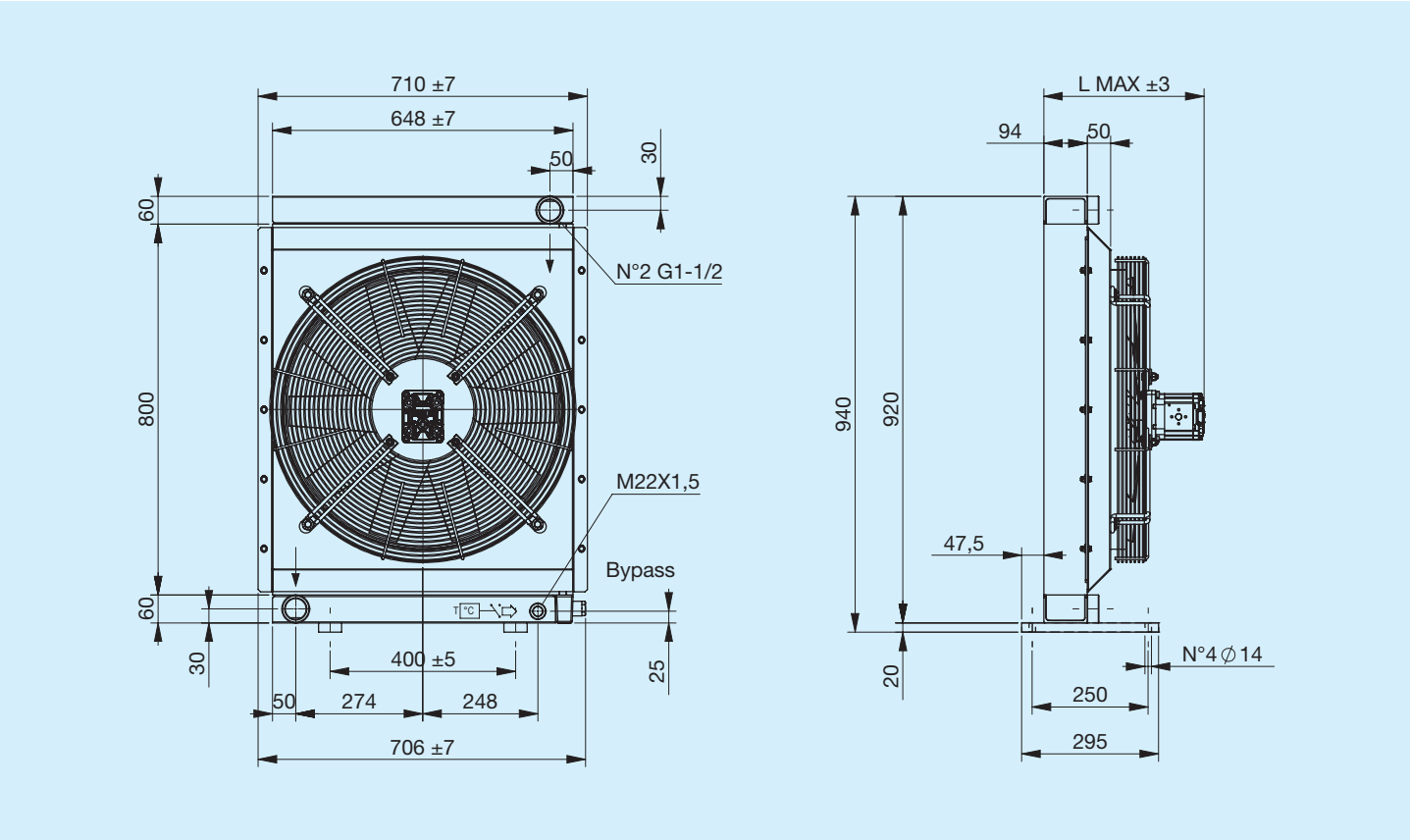

Code	Beschreibung	Ø Venti-lator mm	Hubraum cm3	Max. L mm	H mm	Gewicht kg	Kapazität l
FR634153103	**A80 IA VORRÜSTUNG GR2 Bypass T15 V.T. 3 bar 60°C**	580	_	280	706	46	18
FR634153104	**A80 IS VORRÜSTUNG GR2 Bypass T15 V.T. 3 bar 60°C**	580	_	280	706	46	18
FR634151003	**A80 IA GR2 Bypass T15 VNR 4.5 bar**	580	_	280	690	46	18
FR634151004	**A80 IS GR2 Bypass T15 VNR 4.5 bar**	580	_	280	690	46	18
FR634153113	**A80 IA HYDR.MOT. GR2 Bypass T15 V.T. 3 bar 60°C**	580	11	340	706	47	18
FR634153114	**A80 IS HYDR.MOT. GR2 Bypass T15 V.T. 3 bar 60°C**	580	11	340	706	47	18
FR634151013	**A80 IA HYDR.MOT. GR2 Bypass T15 VNR 4.5 bar**	580	11	340	690	47	18
FR634151014	**A80 IS HYDR.MOT. GR2 Bypass T15 VNR 4.5 bar**	580	11	340	690	47	18
FR634150003	**A80 IA VORRÜSTUNGGR2**	580	_	280	710	46	18
FR634150004	**A80 IS VORRÜSTUNGGR2**	580	_	280	710	46	18
FR634150013	**A80 IA HYDR.MOT. GR2**	580	11	340	710	47	18
FR634150014	**A80 IS HYDR.MOT. GR2**	580	11	340	710	47	18

Kühlleistung

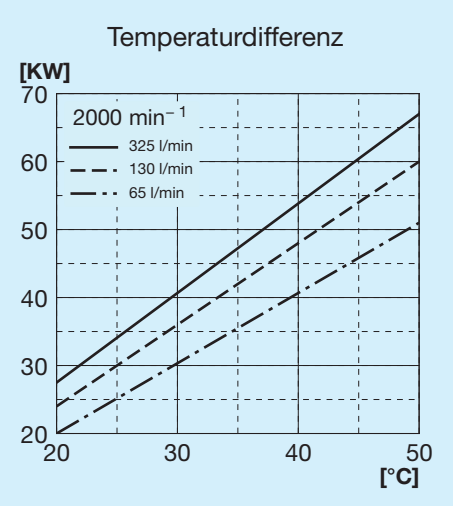

Druckgefälle Kühler

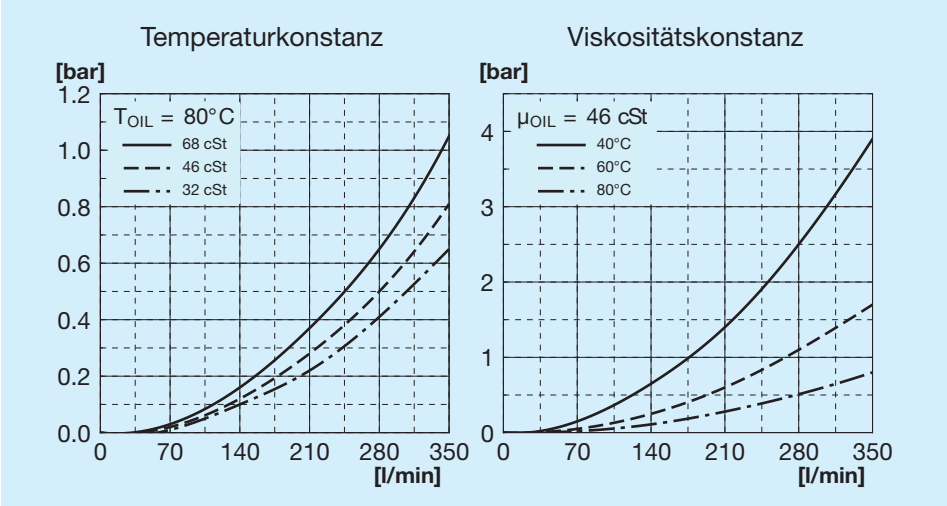

Druckgefälle Bypass

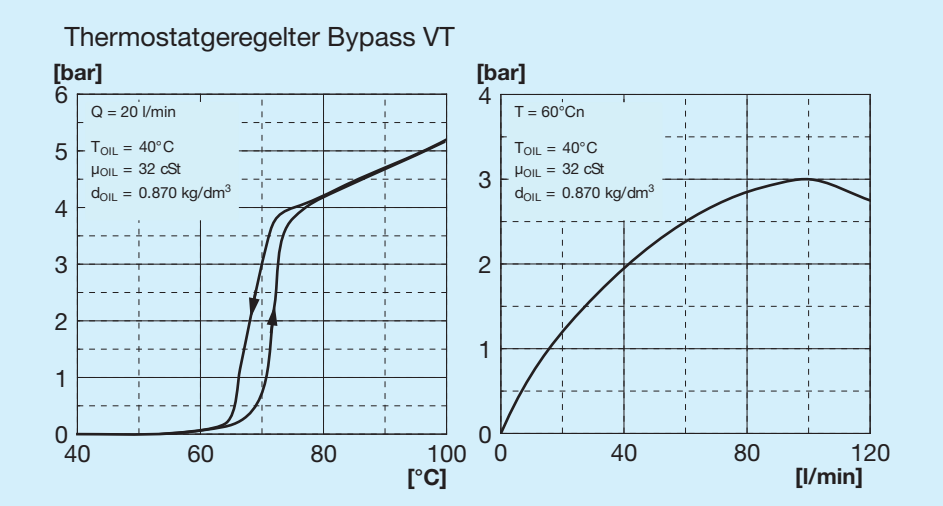

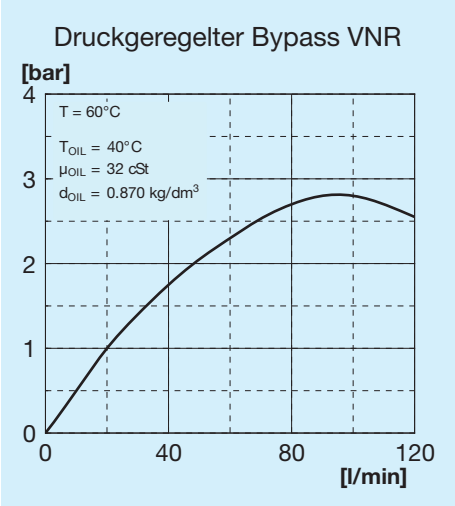

Bypass-Ventile

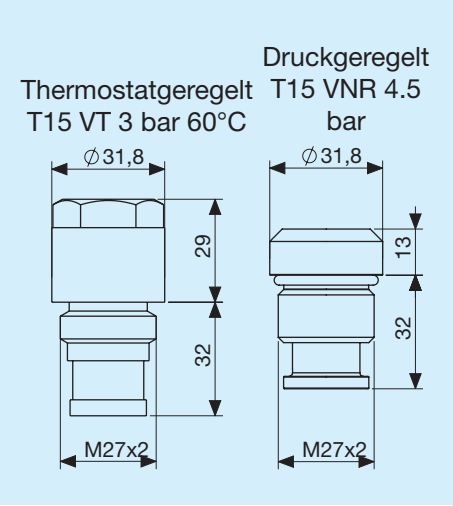

Zeichenerklärung

A80	Tauschertyp
IA	Hydraulisch Ansaugung
IS	Hydraulisch Gebläse
VORR.	Mit Motorhalterung
HYDR. MOT.	Mit integriertem Hilfsmotor
GR1	Gruppe 1
GR2	Gruppe 2
T15 VT	Thermostatgeregeltes Bypass-Ventil 3 bar 60°C
T15 VNR	Druckgeregeltes Bypass-Ventil 4.5 bar

Thermostate

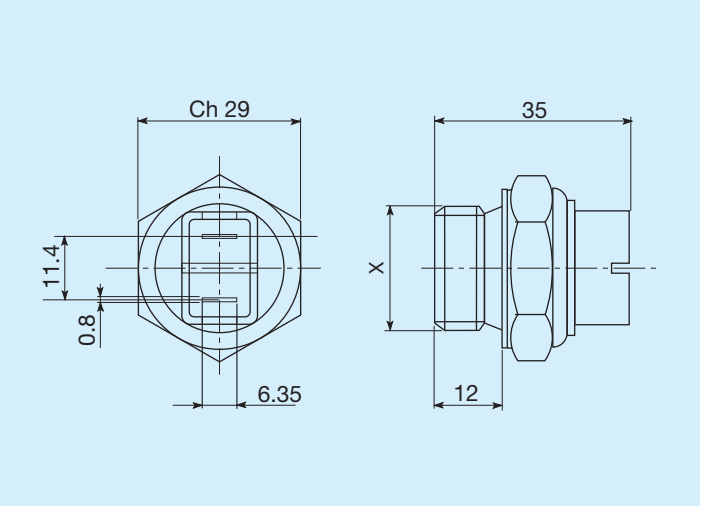

Schalttemperaturen C°	Gewinde	Code
45 - 35	M22 x 1,5	FR361104535R
60 - 50	M22 x 1,5	FR361106050R
80 - 70	M22 x 1,5	FR361108070R
82 - 68	M22 x 1,5	FR361108268R
85 - 76	M22 x 1,5	FR361108576R

Thermostate mit Schutzart IP54

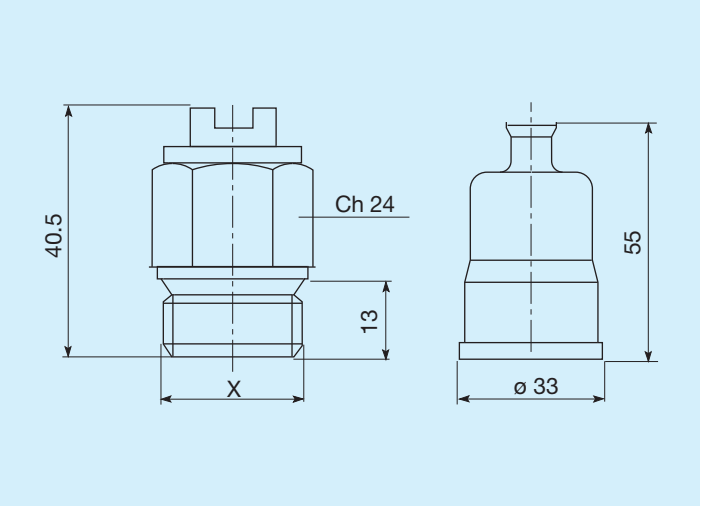

Schalttemperaturen C°	Gewinde	Code
45 - 35	M22 x 1,5	FR361124535R
50 - 40	M22 x 1,5	FR361125040R
60 - 50	M22 x 1,5	FR361126050R
70 - 60	M22 x 1,5	FR361127060R
80 -70	M22 x 1,5	FR361128070R

Thermostate mit Schutzart IP65

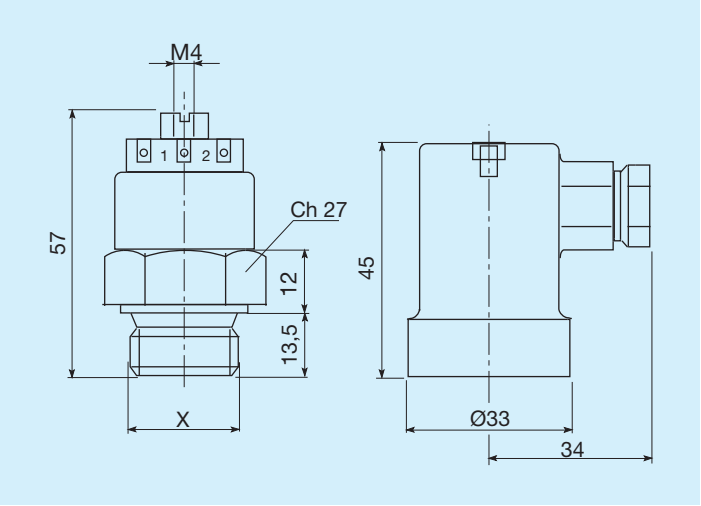

Schalttemperaturen C°	Gewinde	Code
45 - 35	M22 x 1,5	FR361154535R
47 - 36	M22 x 1,5	FR361155040R
60 - 50	M22 x 1,5	FR361176050R
80 - 70	M22 x 1,5	FR361158070R