A83

Bevor Sie mit der Benutzung beginnen, lesen Sie bitte das Dokument ALLGEMEINE GEBRAUCHSANWEISUNGEN FÜR WÄRMETAUSCHER sorgfältig durch

Abmessungen

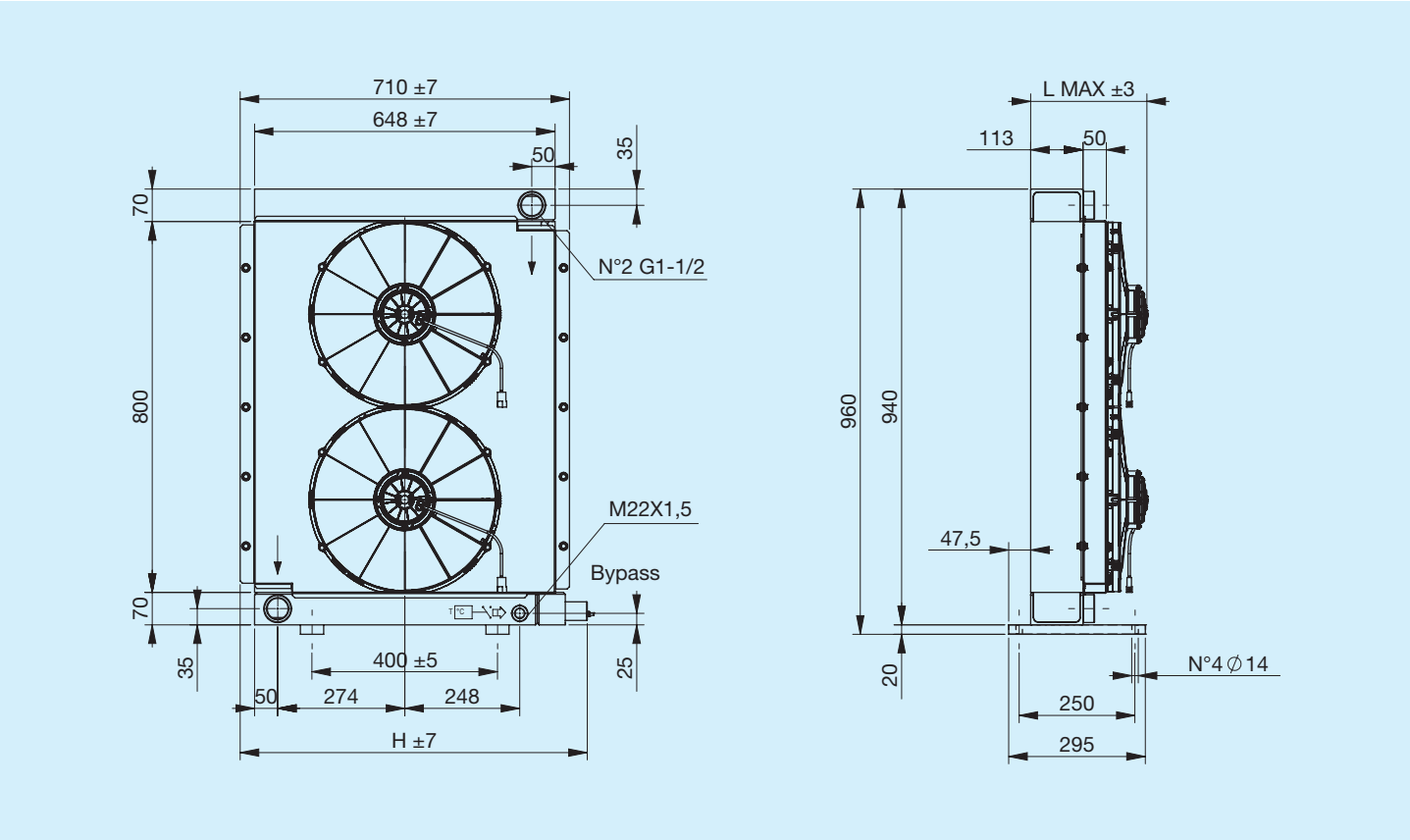

Code	Beschreibung	Ø Venti-lator mm	Luftdur-chsatz m³/h	Span-nung V	Strom-stärke A	Max. L mm	H mm	Gewicht kg	Kapazität l
FR633243103	**A83 2EAP 12V Bypass T15 V.T. 6 bar 50°C**	2X385	2X2850	12	2X22	250	749	45	23
FR633243104	**A83 2ESP 12V Bypass T15 V.T. 6 bar 50°C**	2X385	2X3070	12	2X22	250	749	45	23
FR633241003	**A83 2EAP 12V Bypass T15 VNR 4.5 bar**	2X385	2X2850	12	2X22	250	711	45	23
FR633241004	**A83 2ESP 12V Bypass T15 VNR 4.5 bar**	2X385	2X3070	12	2X22	250	711	45	23
FR633243113	**A83 2EAP 24V Bypass T15 V.T. 6 bar 50°C**	2X385	2X3070	24	2X11	250	749	45	23
FR633243114	**A83 2ESP 24V Bypass T15 V.T. 6 bar 50°C**	2X385	2X3180	24	2X11	250	749	45	23
FR633241013	**A83 2EAP 24V Bypass T15 VNR 4.5 bar**	2X385	2X3070	24	2X11	250	711	45	23
FR633241014	**A83 2ESP 24V Bypass T15 VNR 4.5 bar**	2X385	2X3180	24	2X11	250	711	45	23
FR633240003	**A83 2EAP 12V**	2X385	2X2850	12	2X22	250	710	45	23
FR633240004	**A83 2ESP 12V**	2X385	2X3070	12	2X22	250	710	45	23
FR633240013	**A83 2EAP 24V**	2X385	2X3070	24	2X11	250	710	45	23
FR633240014	**A83 2ESP 24V**	2X385	2X3180	24	2X11	250	710	45	23

Typische Kurven

Kühlleistung

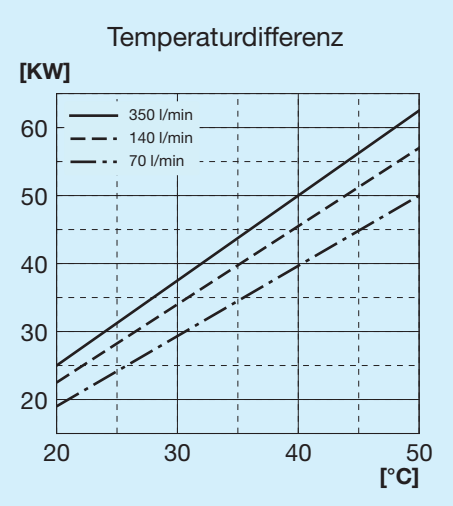

Druckgefälle Kühler

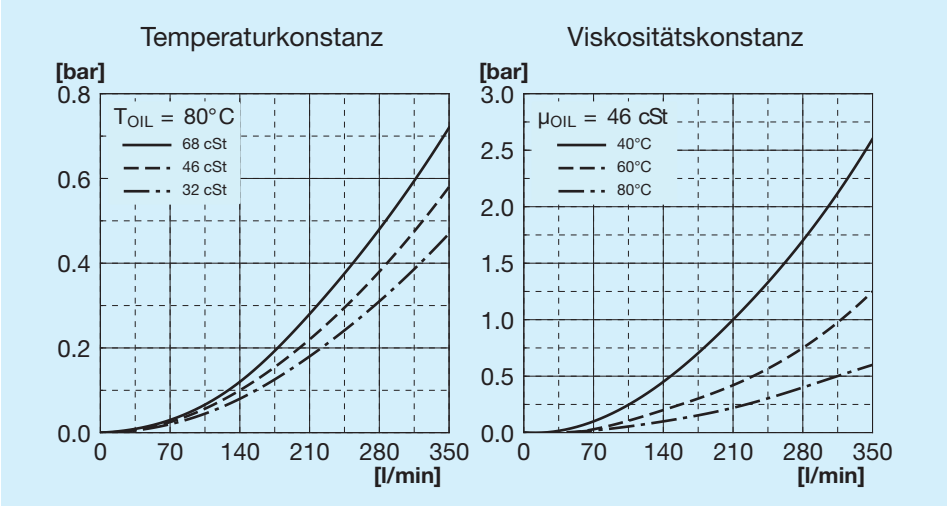

Druckgefälle Bypass

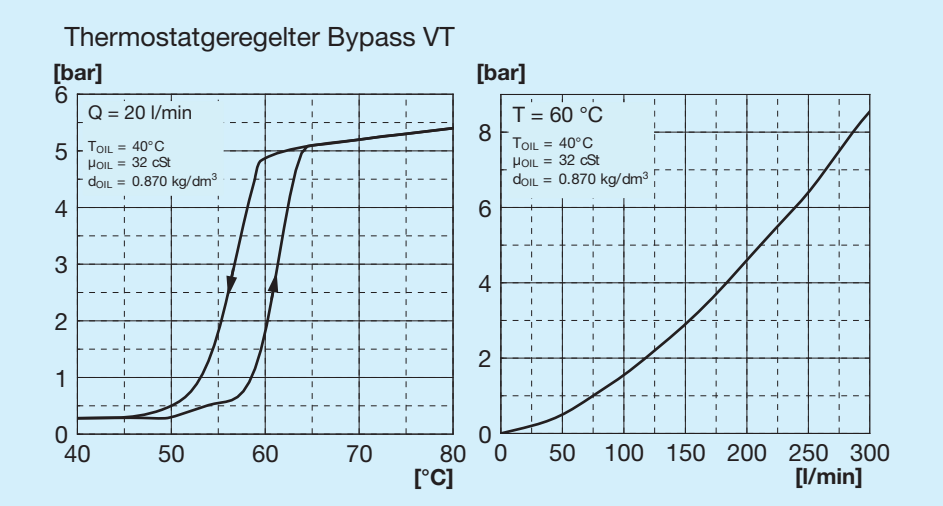

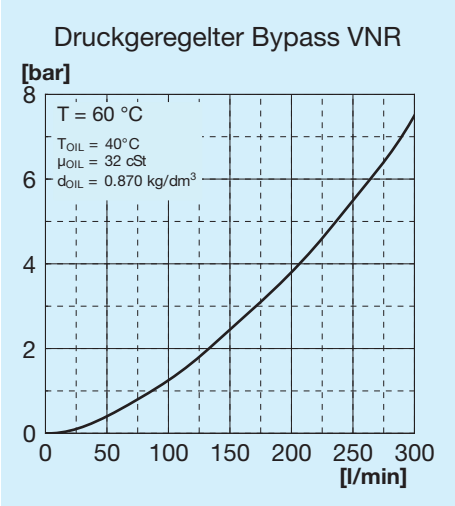

Bypass-Ventile

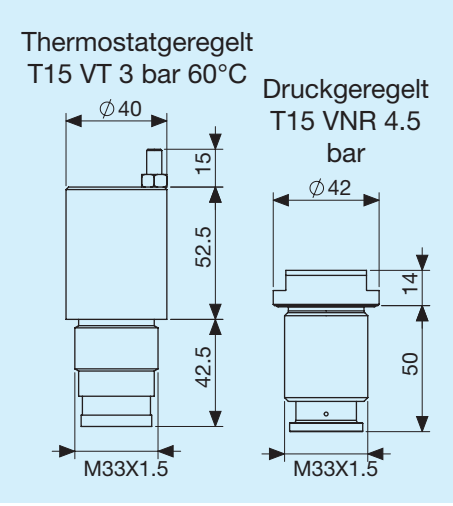

Zeichenerklärung

A83	Tauschertyp
1E	1 Elektrolüfter
A	Ansaugung
S	Gebläse
AP	Verstärkte Ansaugung
SP	Verstärktes Gebläse
AX	Verstärkte Ansaugung
SX	Verstärktes Gebläse
12 V	Spannung für Elektrolüfter
24 V	Spannung für Elektrolüfter
T15 VT	Thermostatgeregeltes Bypass-Ventil 3 bar 60°C
T15 VNR	Druckgeregeltes Bypass-Ventil 4.5 bar

Abmessungen

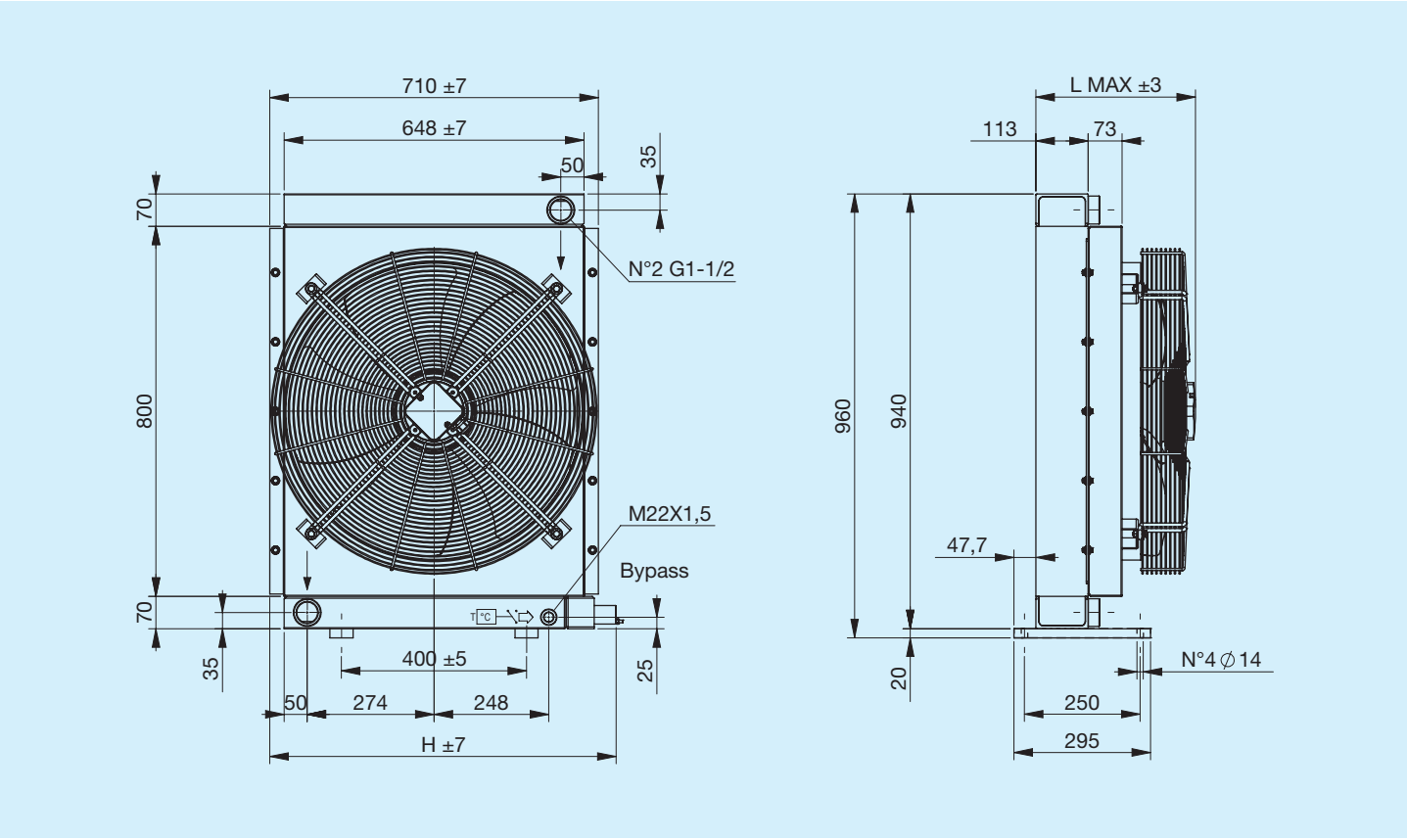

Code	Beschreibung	Ø Venti-lator	Leistung	Frequenz	Drehzahl	Schutz	Max. L	H	Gewicht	Kapazität
		mm	**W**	**Hz**	**min-¹**	**IP**	**mm**	**mm**	**kg**	**l**
FR633243131	**A83 1EA 230V Bypass T15 V.T. 6 bar 50°C**	630	600	50	880	54	366	749	52	23
FR633243132	**A83 1ES 230V Bypass T15 V.T. 6 bar 50°C**	630	600	50	880	54	366	749	52	23
FR633241031	**A83 1EA 230V Bypass T15 VNR 4.5 bar**	630	600	50	880	54	366	711	52	23
FR633241032	**A83 1ES 230V Bypass T15 VNR 4.5 bar**	630	600	50	880	54	366	711	52	23
FR633243121	**A83 1EA 400V Bypass T15 V.T. 6 bar 50°C**	630	510	50	860	54	361	749	52	23
FR633243122	**A83 1ES 400V Bypass T15 V.T. 6 bar 50°C**	630	510	50	860	54	361	749	52	23
FR633241021	**A83 1EA 400V Bypass T15 VNR 4.5 bar**	630	510	50	860	54	361	711	52	23
FR633241022	**A83 1ES 400V Bypass T15 VNR 4.5 bar**	630	510	50	860	54	361	711	52	23
FR633240031	**A83 1EA 230V**	630	600	50	880	54	369	710	52	23
FR633240032	**A83 1ES 230V**	630	600	50	880	54	369	710	52	23
FR633240021	**A83 1EA 400V**	630	510	50	860	54	364	710	52	23
FR633240022	**A83 1ES 400V**	630	510	50	860	54	364	710	52	23

Typische Kurven

Kühlleistung

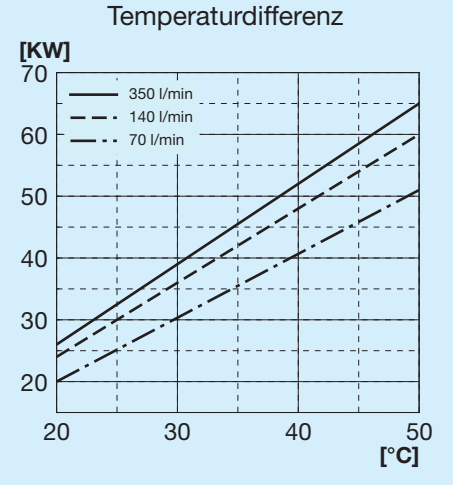

Druckgefälle Kühler

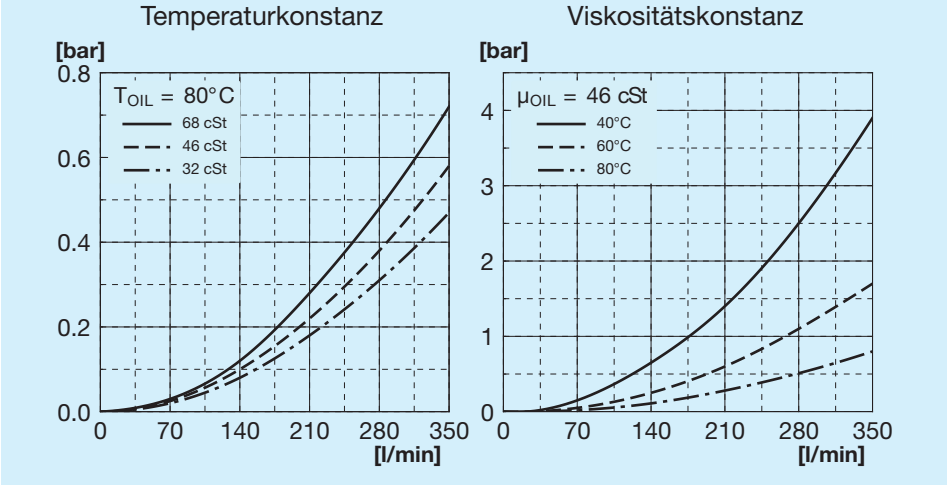

Druckgefälle Bypass

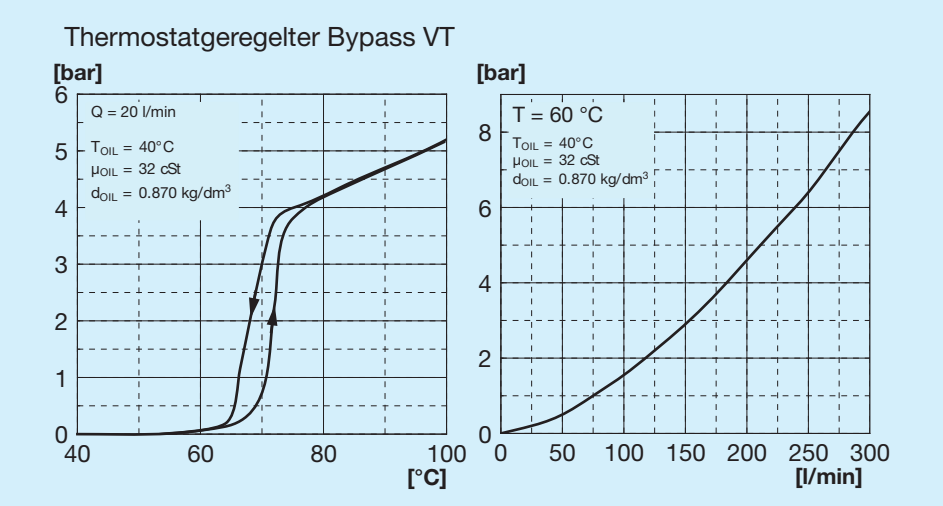

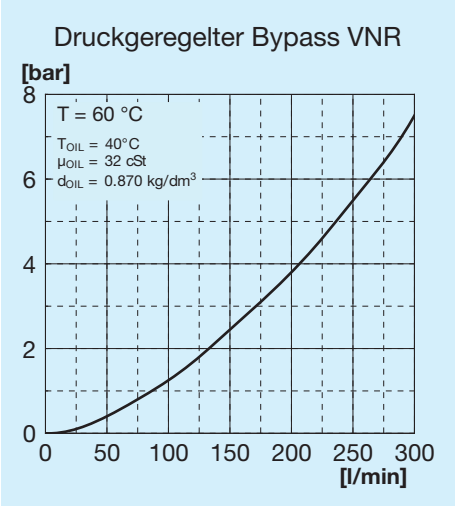

Bypass-Ventile

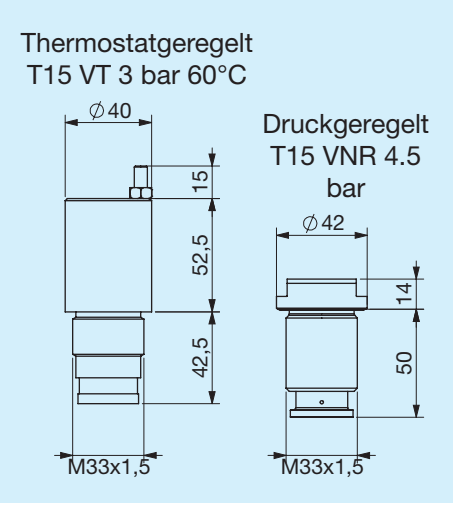

Zeichenerklärung

A83	Tauschertyp
1E	1 Elektrolüfter
A	Ansaugung
S	Gebläse
230 V	Spannung für Elektrolüfter
400 V	Spannung für Elektrolüfter
T15 VT	Thermostatgeregeltes Bypass-Ventil 3 bar 60°C
T15 VNR	Druckgeregeltes Bypass-Ventil 4.5 bar

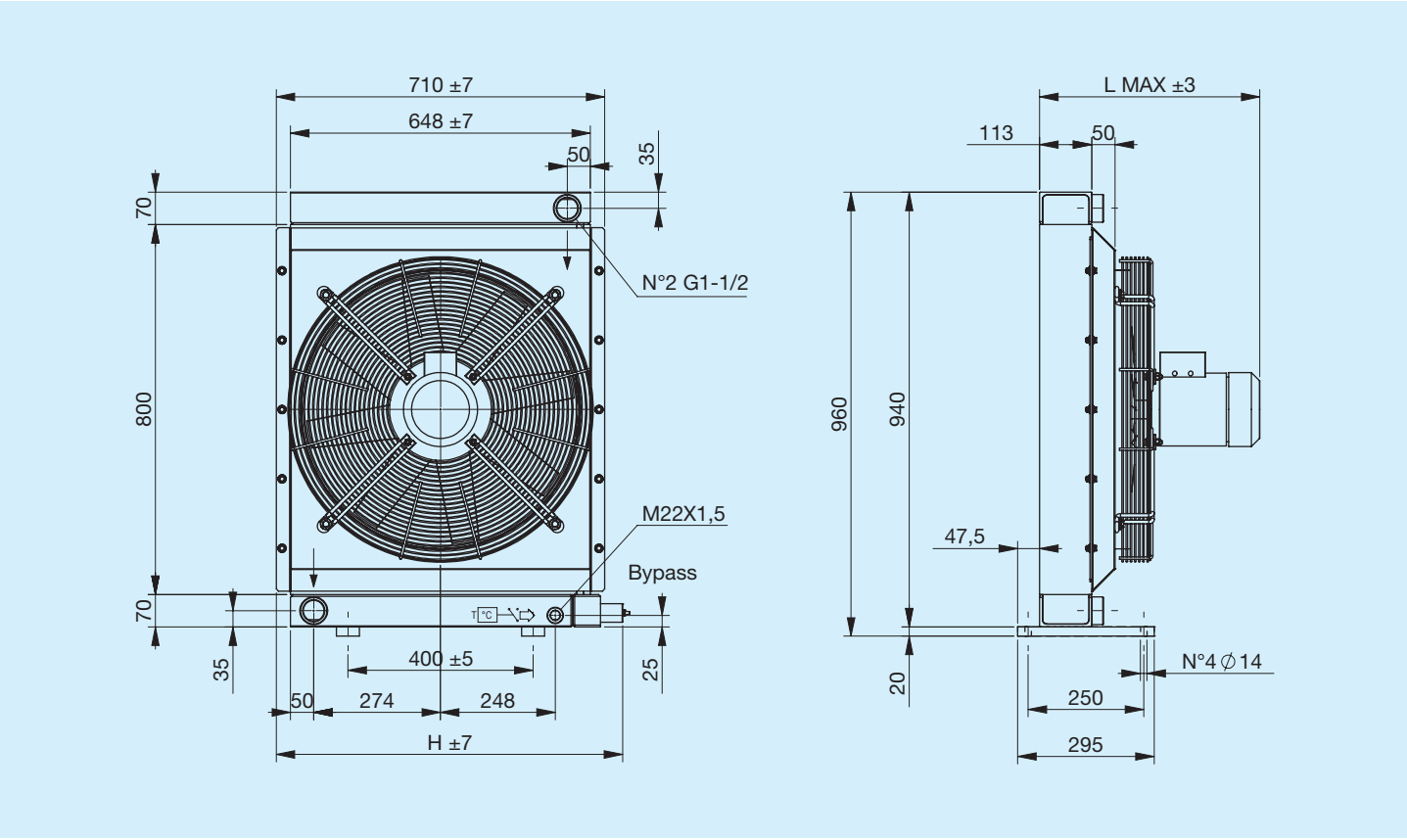

Code	Beschreibung	Ø Venti-lator	Leistung	Frequenz	Drehzahl	Schutz	Max. L	H	Gewicht	Kapazität
		mm	**W**	**Hz**	**min-¹**	**IP**	**mm**	**mm**	**kg**	**l**
FR633243141	**A83 1EA 220V-B14 Bypass T15 V.T. 6 bar 50°C**	580	750	50	1390	65	477	749	60.5	23
FR633243142	**A83 1EA 220V-B14 Bypass T15 V.T. 6 bar 50°C**	580	750	50	1390	65	477	749	60.5	23
FR633241041	**A83 1EA 220V-B14 Bypass T15 VNR 4.5 bar**	580	750	50	1390	65	477	711	60.5	23
FR633241042	**A83 1EA 220V-B14 Bypass T15 VNR 4.5 bar**	580	750	50	1390	65	477	711	60.5	23
FR633243151	**A83 1EA 380V-B14 Bypass T15 V.T. 6 bar 50°C**	580	750	50	1390	65	477	749	60.5	23
FR633243152	**A83 1ES 380V-B14 Bypass T15 V.T. 6 bar 50°C**	580	750	50	1390	65	477	749	60.5	23
FR633241051	**A83 1EA 380V-B14 Bypass T15 VNR 4.5 bar**	580	750	50	1390	65	477	711	60.5	23
FR633241052	**A83 1ES 380V-B14 Bypass T15 VNR 4.5 bar**	580	750	50	1390	65	477	711	60.5	23
FR633240041	**A83 1EA 220V-B14**	580	750	50	1390	65	477	710	60.5	23
FR633240042	**A83 1ES 220V-B14**	580	750	50	1390	65	477	710	60.5	23
FR633240051	**A83 1EA 380V-B14**	580	750	50	1390	65	477	710	60.5	23
FR633240052	**A83 1ES 380V-B14**	580	750	50	1390	65	477	710	60.5	23

Kühlleistung

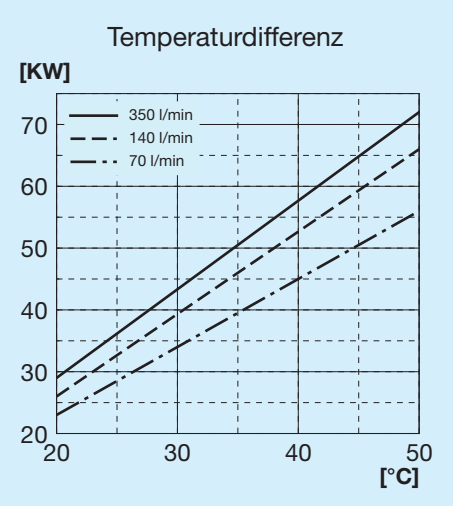

Druckgefälle Kühler

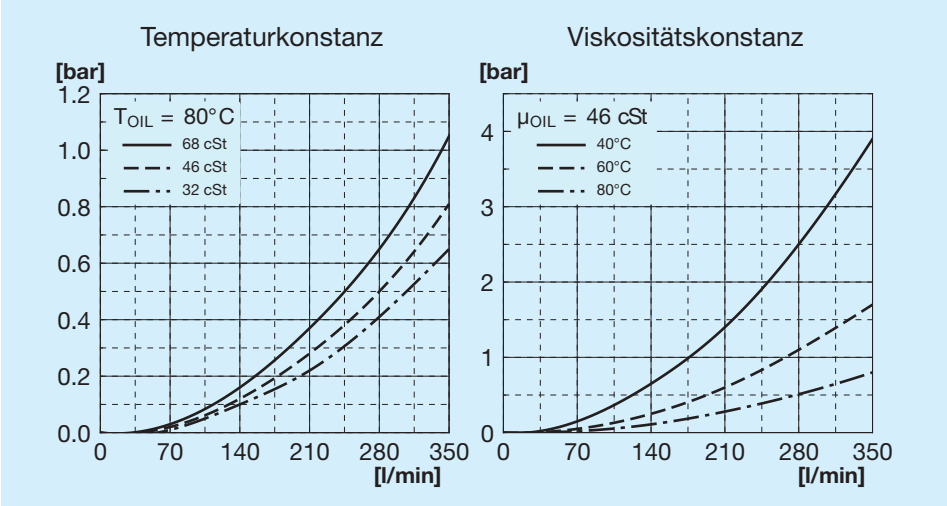

Druckgefälle Bypass

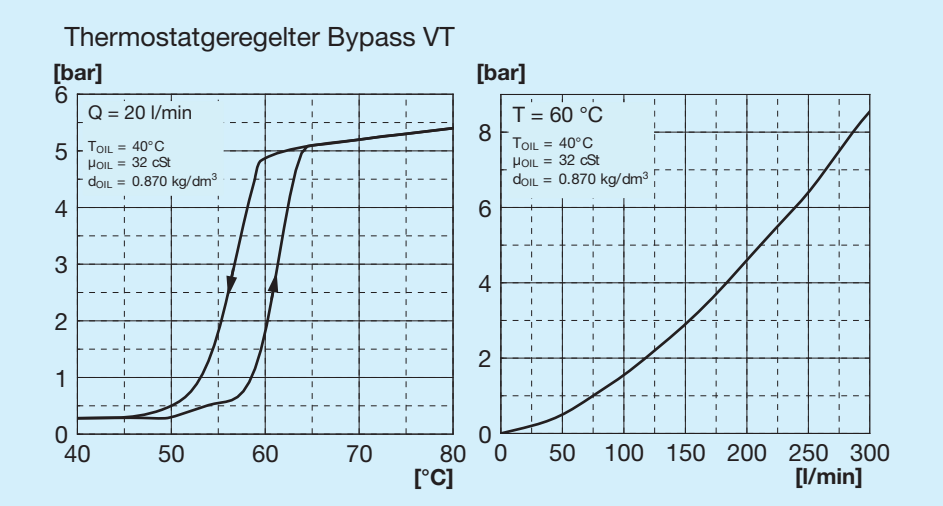

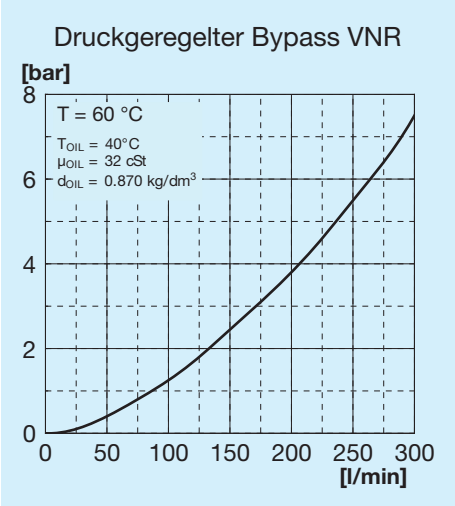

Bypass-Ventile

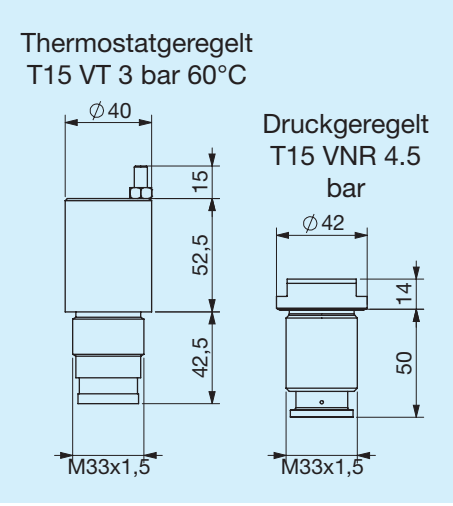

Zeichenerklärung

A83	Tauschertyp
1E	1 Elektrolüfter
A	Ansaugung
S	Gebläse
230V B14	Spannung für Elektrolüfter
400V B14	Spannung für Elektrolüfter
T15 VT	Thermostatgeregeltes Bypass-Ventil 3 bar 60°C
T15 VNR	Druckgeregeltes Bypass-Ventil 4.5 bar

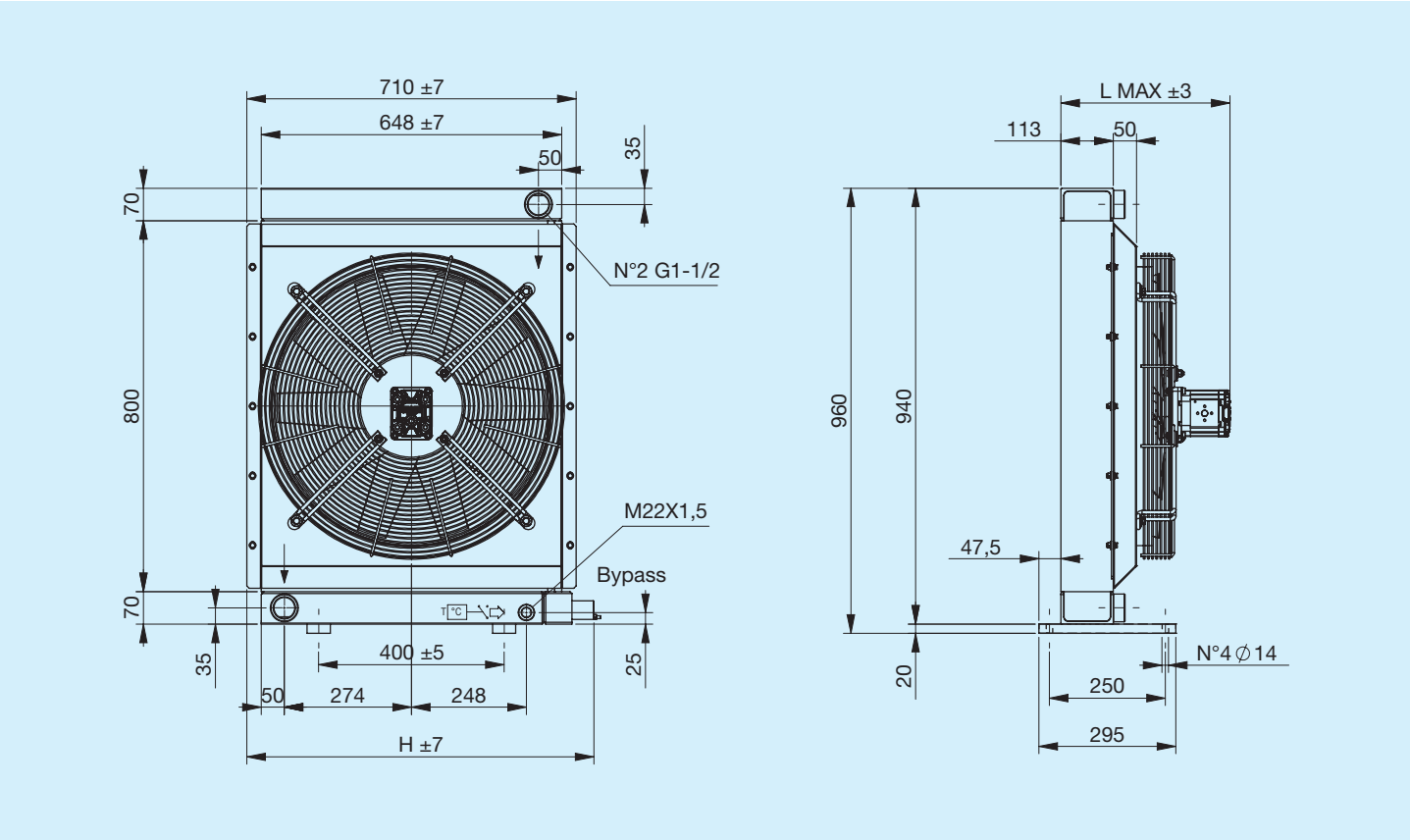

Code	Beschreibung	Ø Venti-lator mm	Hubraum cm3/h	Max. L mm	H mm	Gewicht kg	Kapazität l
FR634243101	**A83 IA EINST. GR2 Bypass T15 V.T. 6 bar 50°C**	580	_	300	749	53	23
FR634243102	**A83 IS EINST. GR2 Bypass T15 V.T. 6 bar 50°C**	580	_	300	749	53	23
FR634241001	**A83 IA EINST. GR2 Bypass T15 VNR 4.5 bar**	580	_	300	711	53	23
FR634241002	**A83 IS EINST. GR2 Bypass T15 VNR 4.5 bar**	580	_	300	711	53	23
FR634243113	**A83 IA HYDR.MOT. GR2 Bypass T15 V.T. 6 bar 50°C**	580	11	360	749	54	23
FR634243114	**A83 IS HYDR.MOT. GR2 Bypass T15 V.T. 6 bar 50°C**	580	11	360	749	54	23
FR634241013	**A83 IA HYDR.MOT. GR2 Bypass T15 VNR 4.5 bar**	580	11	360	711	54	23
FR634241014	**A83 IS HYDR.MOT. GR2 Bypass T15 VNR 4.5 bar**	580	11	360	711	54	23
FR634240001	**A83 IA EINST.GR2**	580	_	300	710	53	23
FR634240002	**A83 IS EINST.GR2**	580	_	300	710	53	23
FR634240013	**A83 IA HYDR.MOT. GR2**	580	11	360	710	54	23
FR634240014	**A83 IS HYDR.MOT. GR2**	580	11	360	710	54	23

Kühlleistung

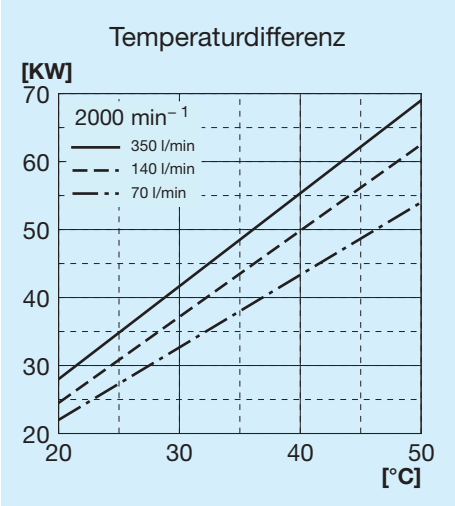

Druckgefälle Kühler

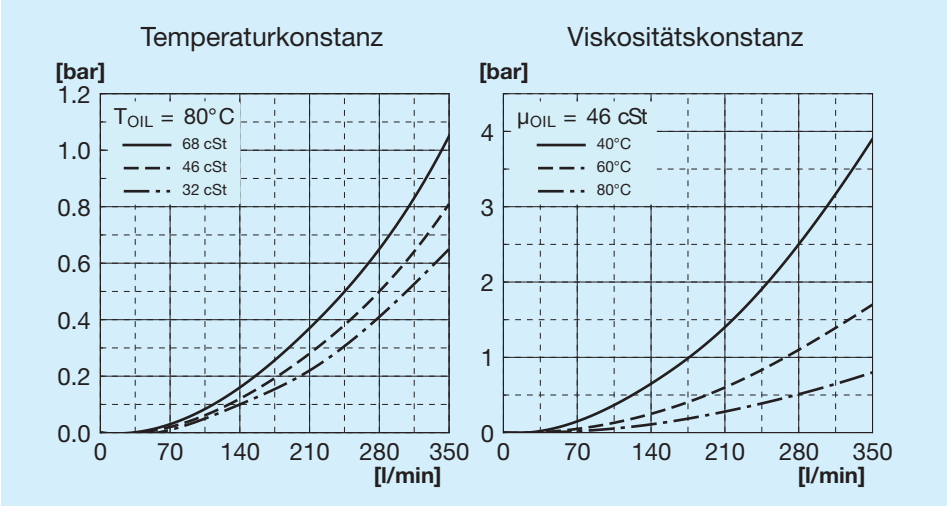

Druckgefälle Bypass

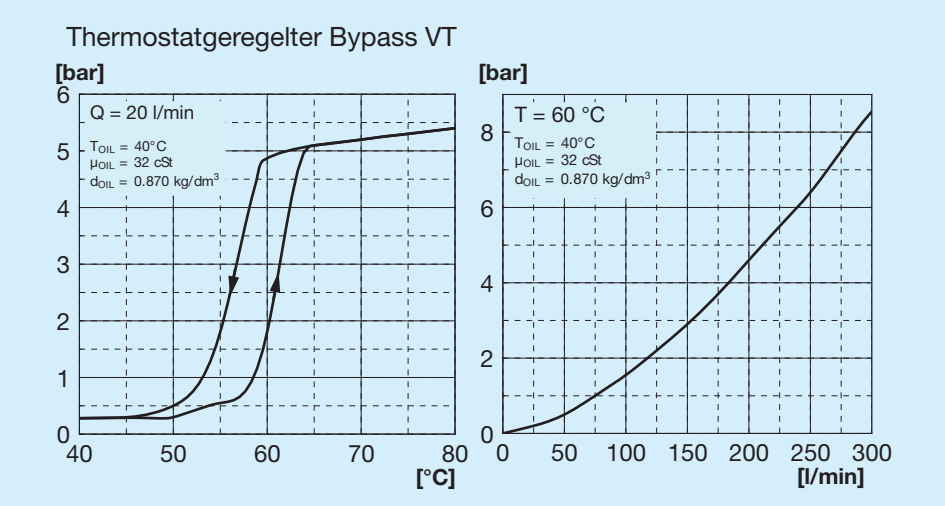

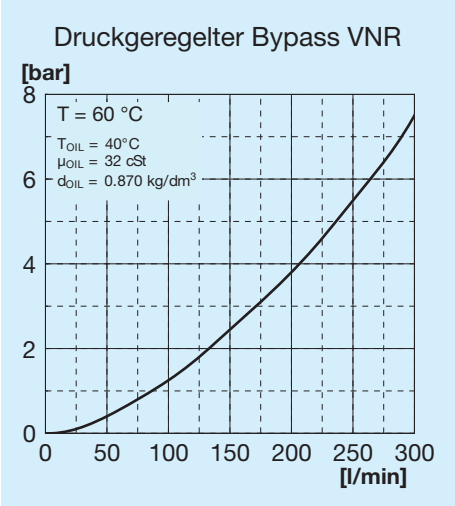

Bypass-Ventile

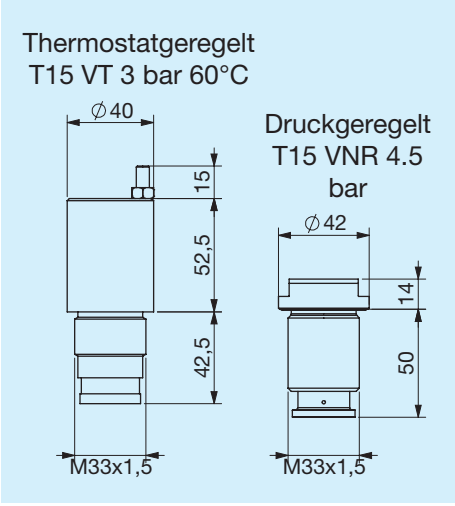

Zeichenerklärung

A83	Tauschertyp
IA	Hydraulisch Ansaugung
IS	Hydraulisch Gebläse
VORR.	Mit Motorhalterung
HYDR. MOT.	Mit integriertem Hilfsmotor
GR1	Gruppe 1
GR2	Gruppe 2
T15 VT	Thermostatgeregeltes Bypass-Ventil 3 bar 60°C
T15 VNR	Druckgeregeltes Bypass-Ventil 4.5 bar

Thermostate

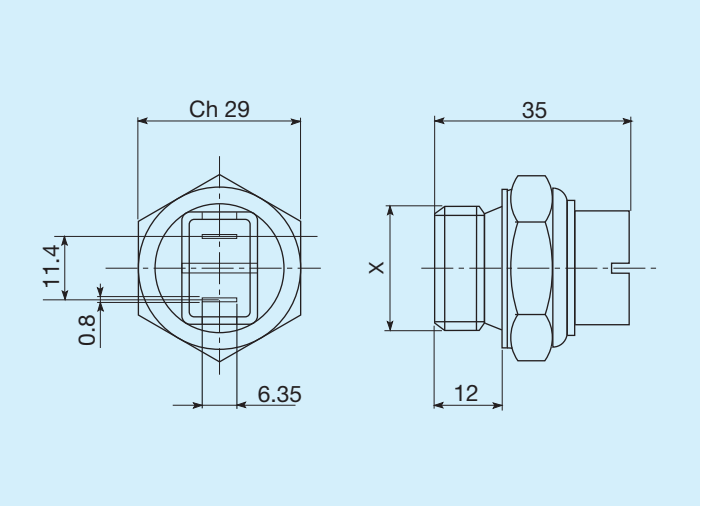

Schalttemperaturen C°	Gewinde	Code
45 - 35	M22 x 1,5	FR361104535R
60 - 50	M22 x 1,5	FR361106050R
80 - 70	M22 x 1,5	FR361108070R
82 - 68	M22 x 1,5	FR361108268R
85 - 76	M22 x 1,5	FR361108576R

Thermostate mit Schutzart IP54

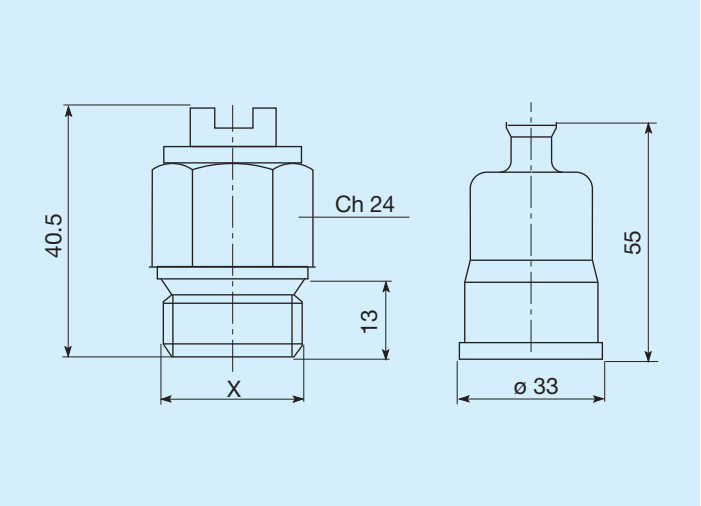

Schalttemperaturen C°	Gewinde	Code
45 - 35	M22 x 1,5	FR361124535R
50 - 40	M22 x 1,5	FR361125040R
60 - 50	M22 x 1,5	FR361126050R
70 - 60	M22 x 1,5	FR361127060R
80 -70	M22 x 1,5	FR361128070R

Thermostate mit Schutzart IP65

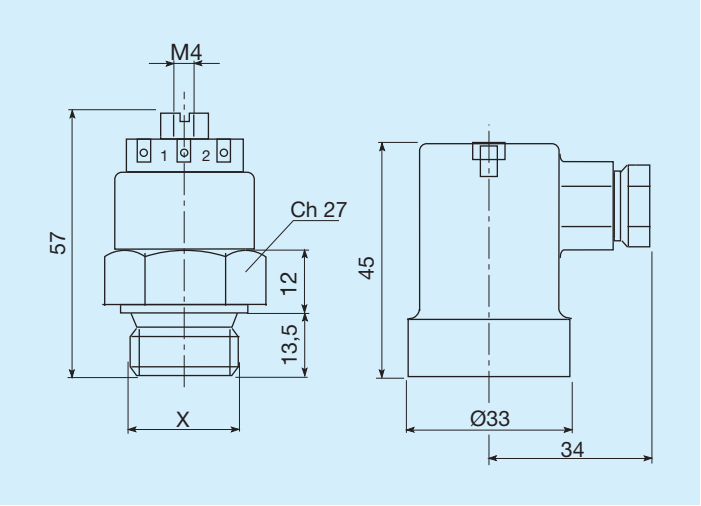

Schalttemperaturen C°	Gewinde	Code
45 - 35	M22 x 1,5	FR361154535R
47 - 36	M22 x 1,5	FR361155040R
60 - 50	M22 x 1,5	FR361176050R
80 - 70	M22 x 1,5	FR361158070R