A83

Antes de usar, leer atentamente el documento INSTRUCCIONES GENERALES DE USO DE LOS INTERCAMBIADORES DE CALOR.

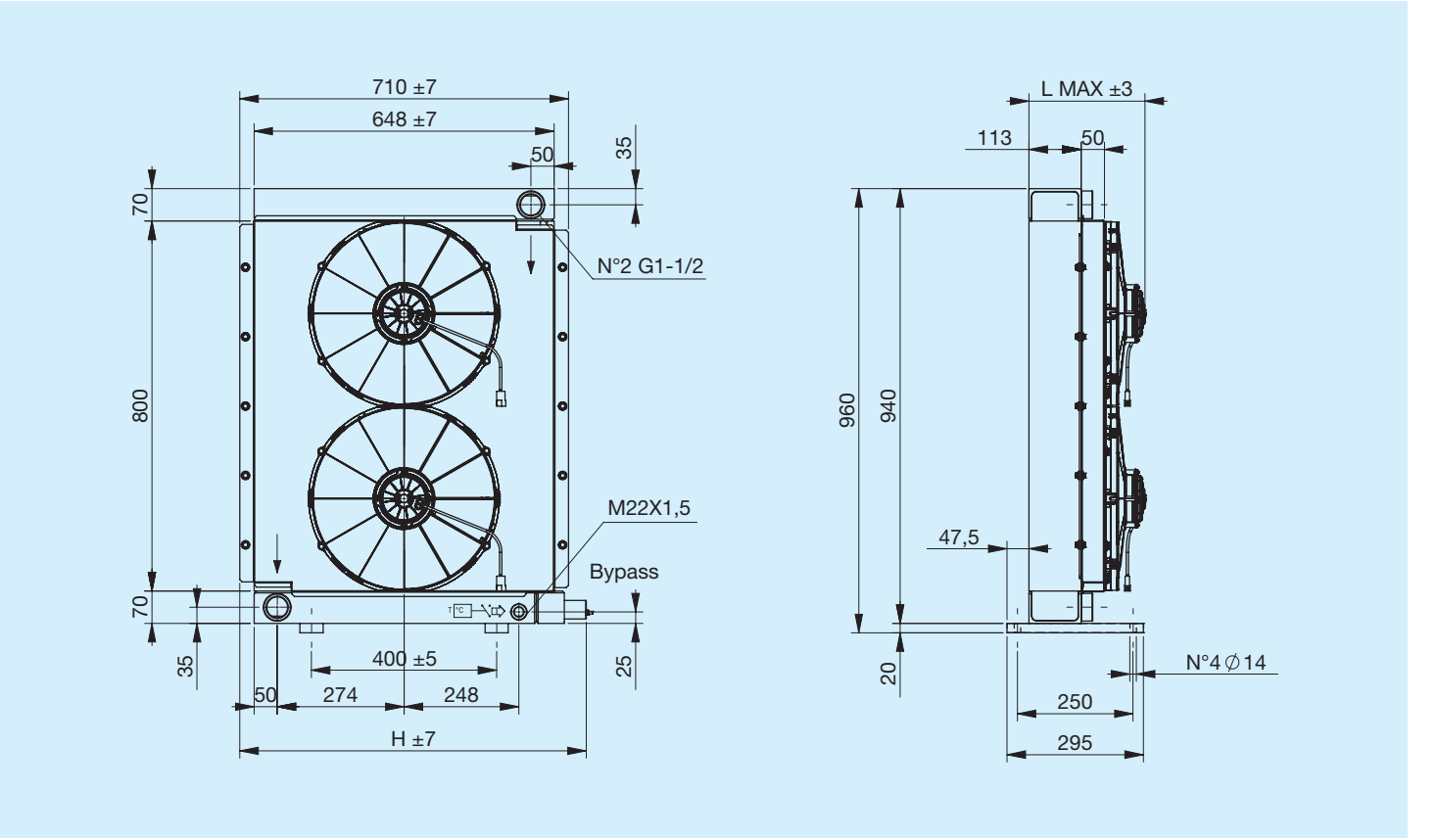

Código	Descripción	Ø Ventilador mm	Caudal de aire m³/h	Tensión V	Intensidad A	L Máx. mm	H mm	Masa Kg	Capacidad l
FR633243103	**A83 2EAP 12V bypass T15 V.T. 6 bar 50 °C**	2X385	2X2850	12	2X22	250	749	45	23
FR633243104	**A83 2ESP 12V bypass T15 V.T. 6 bar 50 °C**	2X385	2X3070	12	2X22	250	749	45	23
FR633241003	**A83 2EAP 12V bypass T15 VNR 4,5 bar**	2X385	2X2850	12	2X22	250	711	45	23
FR633241004	**A83 2ESP 12V bypass T15 VNR 4,5 bar**	2X385	2X3070	12	2X22	250	711	45	23
FR633243113	**A83 2EAP 24V bypass T15 V.T. 6 bar 50 °C**	2X385	2X3070	24	2X11	250	749	45	23
FR633243114	**A83 2ESP 24V bypass T15 V.T. 6 bar 50 °C**	2X385	2X3180	24	2X11	250	749	45	23
FR633241013	**A83 2EAP 24V bypass T15 VNR 4,5 bar**	2X385	2X3070	24	2X11	250	711	45	23
FR633241014	**A83 2ESP 24V bypass T15 VNR 4,5 bar**	2X385	2X3180	24	2X11	250	711	45	23
FR633240003	**A83 2EAP 12V**	2X385	2X2850	12	2X22	250	710	45	23
FR633240004	**A83 2ESP 12V**	2X385	2X3070	12	2X22	250	710	45	23
FR633240013	**A83 2EAP 24V**	2X385	2X3070	24	2X11	250	710	45	23
FR633240014	**A83 2ESP 24V**	2X385	2X3180	24	2X11	250	710	45	23

Potencia térmica

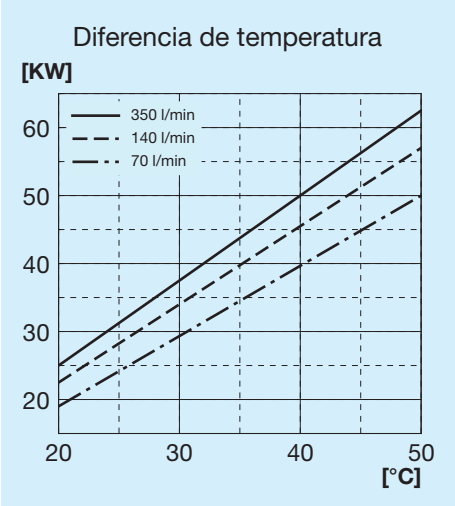

Pérdida de carga paso radiador

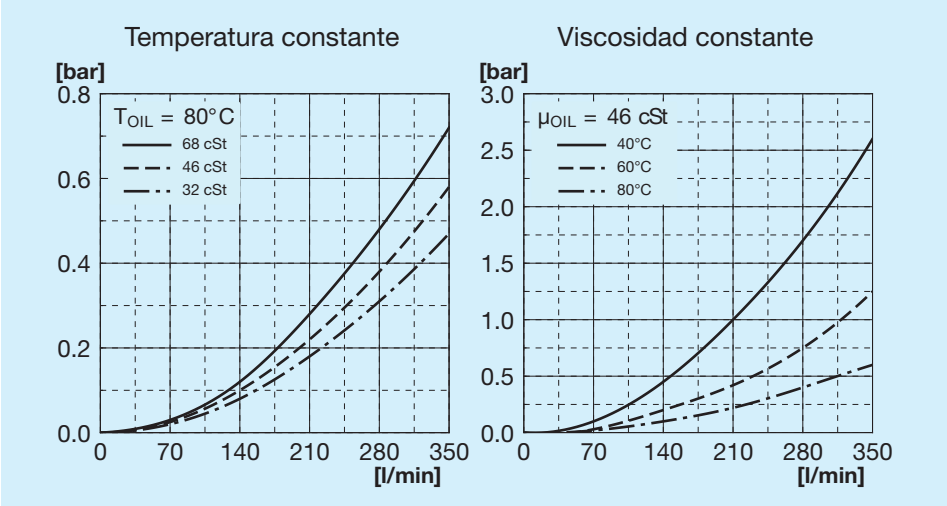

Pérdida de carga paso bypass

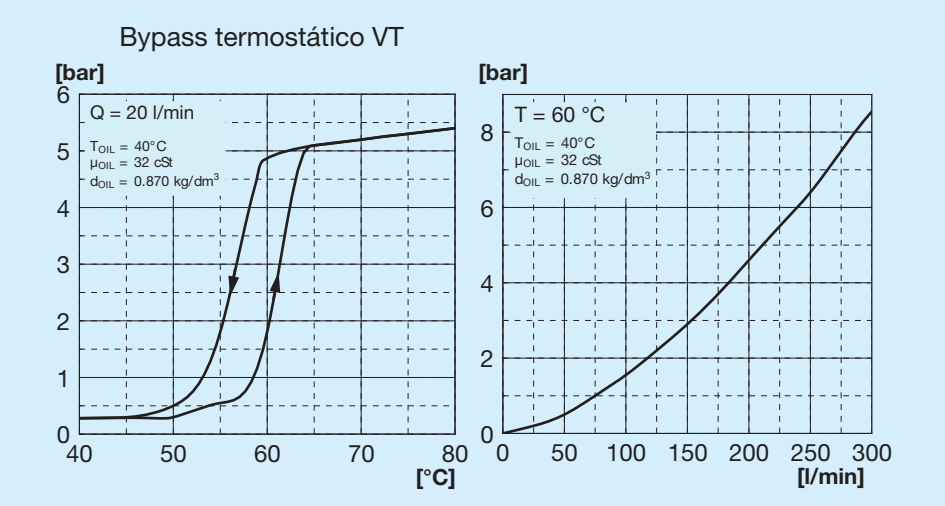

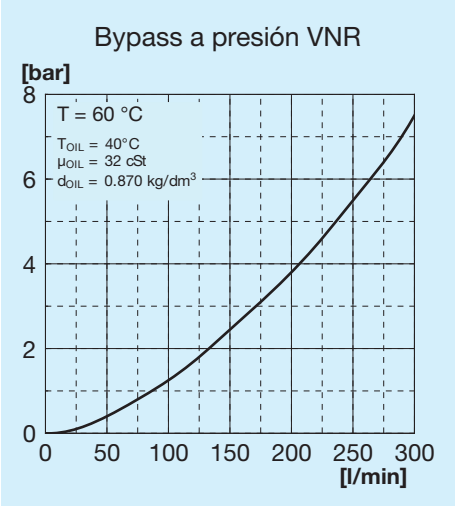

Válvulas de bypass

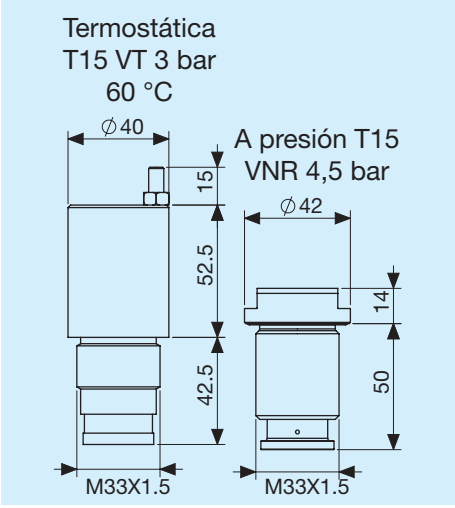

Leyenda

A83	Tipo de intercambiador
1E	1 Electroventilador
A	Aspirante
S	Soplante
AP	Aspirante potenciado
SP	Soplante potenciado
AX	Aspirante superpotenciado
SX	Soplante superpotenciado
12V	Tensión electroventilador
24V	Tensión electroventilador
T15 VT	Válvula bypass termostática 3 bar 60 °C
T15 VNR	Válvula bypass a presión 4,5 bar

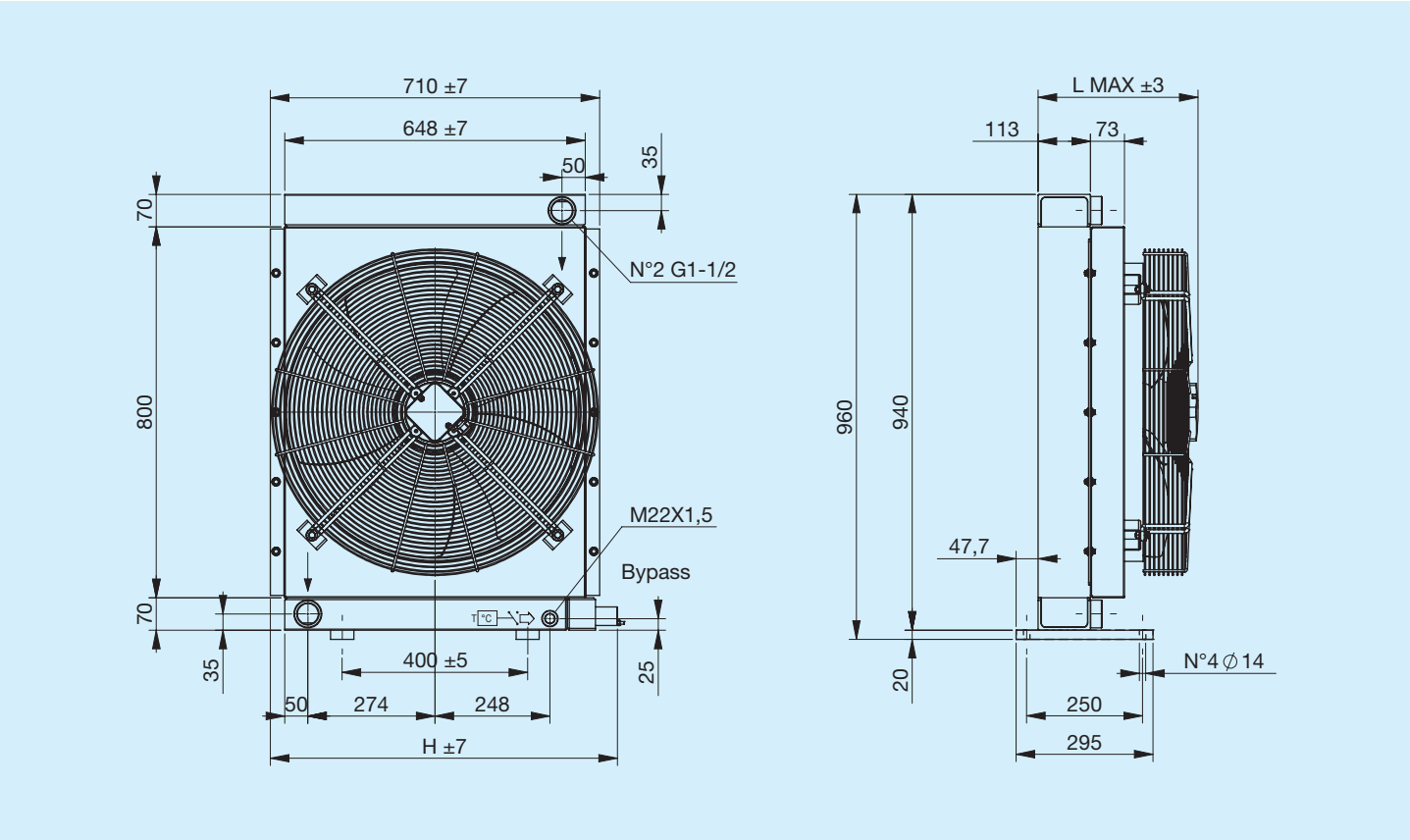

Código	Descripción	Ø Ventilador mm	Potencia W	Frecuencia Hz	Velocidad min-¹	Protección IP	L Máx. mm	H mm	Masa Kg	Capacidad l
FR633243131	**A83 1EA 230V bypass T15 V.T. 6 bar 50 °C**	630	600	50	880	54	366	749	52	23
FR633243132	**A83 1ES 230V bypass T15 V.T. 6 bar 50 °C**	630	600	50	880	54	366	749	52	23
FR633241031	**A83 1EA 230V bypass T15 VNR 4,5 bar**	630	600	50	880	54	366	711	52	23
FR633241032	**A83 1ES 230V bypass T15 VNR 4,5 bar**	630	600	50	880	54	366	711	52	23
FR633243121	**A83 1EA 400V bypass T15 V.T. 6 bar 50 °C**	630	510	50	860	54	361	749	52	23
FR633243122	**A83 1ES 400V bypass T15 V.T. 6 bar 50 °C**	630	510	50	860	54	361	749	52	23
FR633241021	**A83 1EA 400V bypass T15 VNR 4,5 bar**	630	510	50	860	54	361	711	52	23
FR633241022	**A83 1ES 400V bypass T15 VNR 4,5 bar**	630	510	50	860	54	361	711	52	23
FR633240031	**A83 1EA 230V**	630	600	50	880	54	369	710	52	23
FR633240032	**A83 1ES 230V**	630	600	50	880	54	369	710	52	23
FR633240021	**A83 1EA 400V**	630	510	50	860	54	364	710	52	23
FR633240022	**A83 1ES 400V**	630	510	50	860	54	364	710	52	23

Potencia térmica

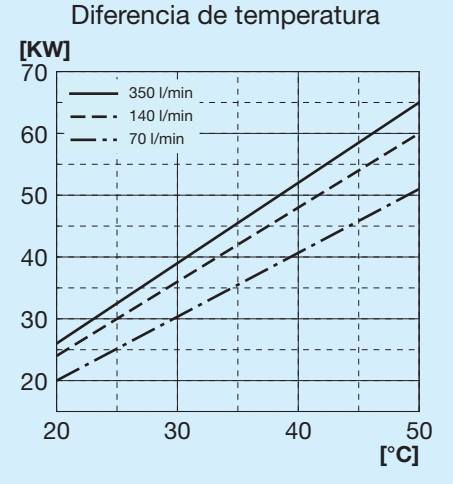

Pérdida de carga paso radiador

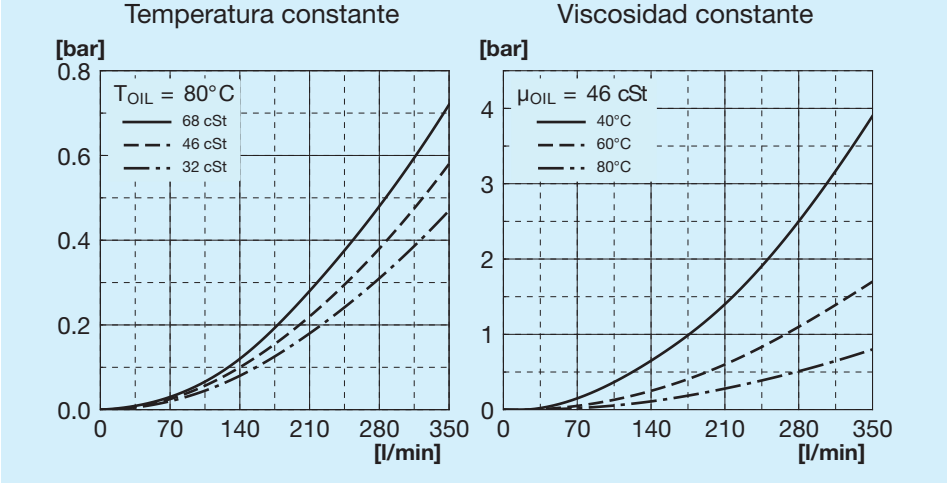

Pérdida de carga paso bypass

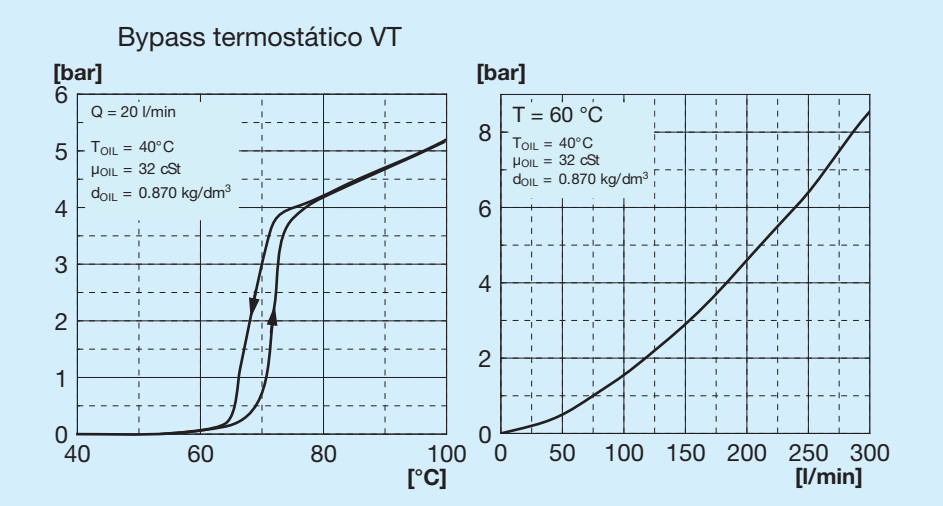

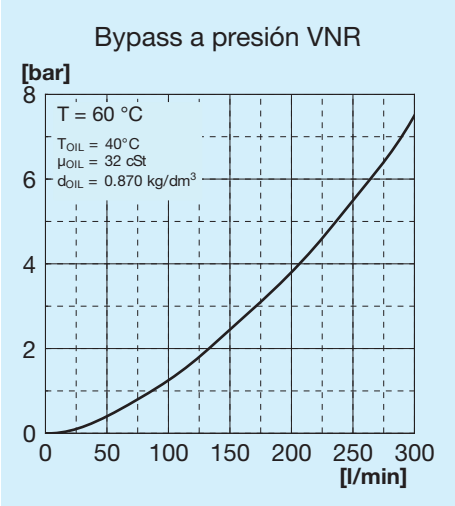

Válvulas de bypass

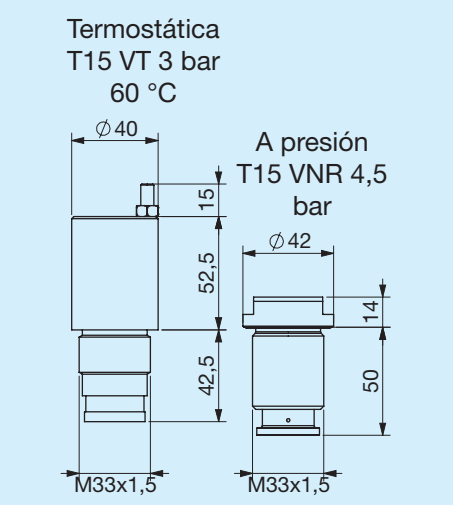

Leyenda

A83	Tipo de intercambiador
1E	1 Electroventilador
A	Aspirante
S	Soplante
230V	Tensión electroventilador
400V	Tensión electroventilador
T15 VT	Válvula bypass termostática 3 bar 60 °C
T15 VNR	Válvula bypass a presión 4,5 bar

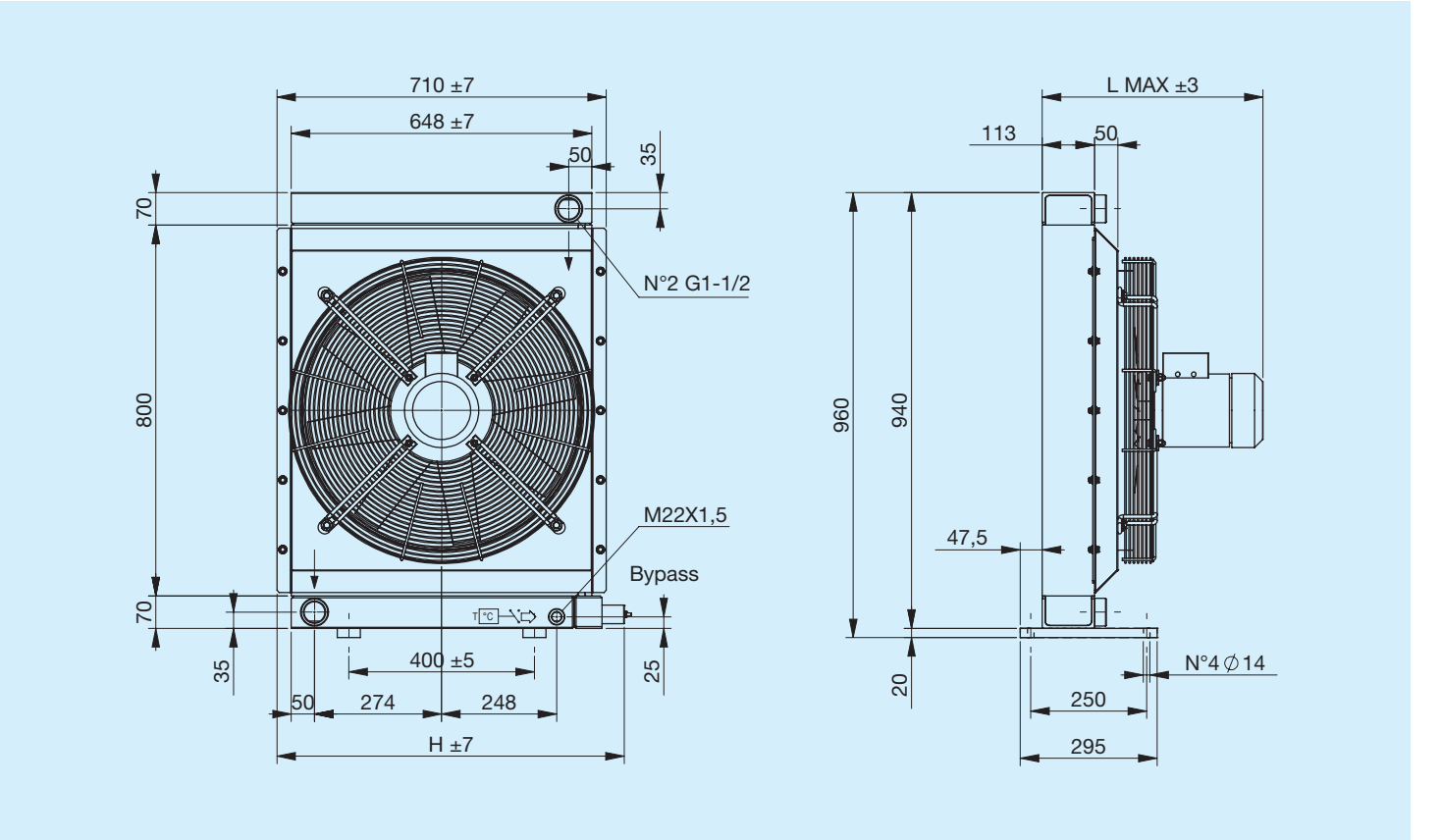

Código	Descripción	Ø Ventilador mm	Potencia W	Frecuencia Hz	Velocidad min-¹	Protección IP	L Máx. mm	H mm	Masa Kg	Capacidad l
FR633243141	**A83 1EA 220V-B14 bypass T15 V.T. 6 bar 50 °C**	580	750	50	1390	65	477	749	60.5	23
FR633243142	**A83 1EA 220V-B14 bypass T15 V.T. 6 bar 50 °C**	580	750	50	1390	65	477	749	60.5	23
FR633241041	**A83 1EA 220V-B14 bypass T15 VNR 4,5 bar**	580	750	50	1390	65	477	711	60.5	23
FR633241042	**A83 1EA 220V-B14 bypass T15 VNR 4,5 bar**	580	750	50	1390	65	477	711	60.5	23
FR633243151	**A83 1EA 380V-B14 bypass T15 V.T. 6 bar 50 °C**	580	750	50	1390	65	477	749	60.5	23
FR633243152	**A83 1ES 380V-B14 bypass T15 V.T. 6 bar 50 °C**	580	750	50	1390	65	477	749	60.5	23
FR633241051	**A83 1EA 380V-B14 bypass T15 VNR 4,5 bar**	580	750	50	1390	65	477	711	60.5	23
FR633241052	**A83 1ES 380V-B14 bypass T15 VNR 4,5 bar**	580	750	50	1390	65	477	711	60.5	23
FR633240041	**A83 1EA 220V-B14**	580	750	50	1390	65	477	710	60.5	23
FR633240042	**A83 1ES 220V-B14**	580	750	50	1390	65	477	710	60.5	23
FR633240051	**A83 1EA 380V-B14**	580	750	50	1390	65	477	710	60.5	23
FR633240052	**A83 1ES 380V-B14**	580	750	50	1390	65	477	710	60.5	23

Potencia térmica

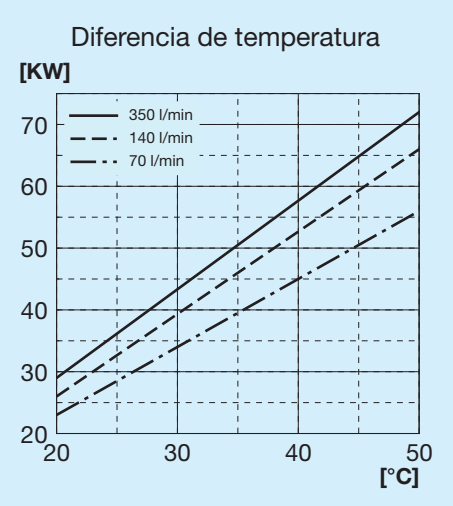

Pérdida de carga paso radiador

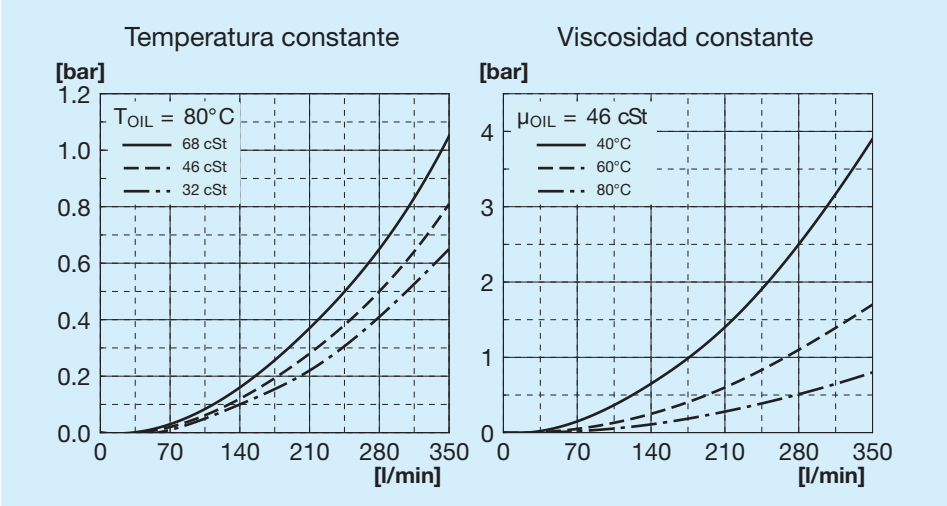

Pérdida de carga paso bypass

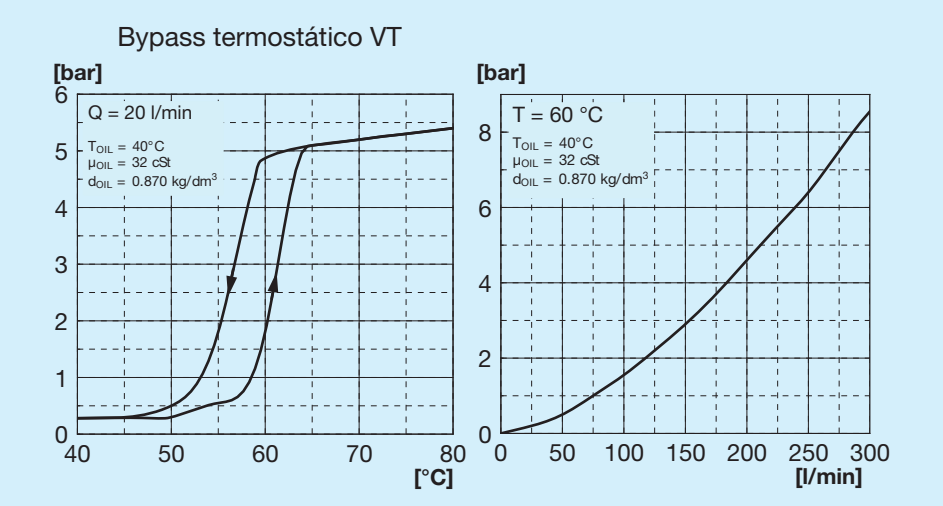

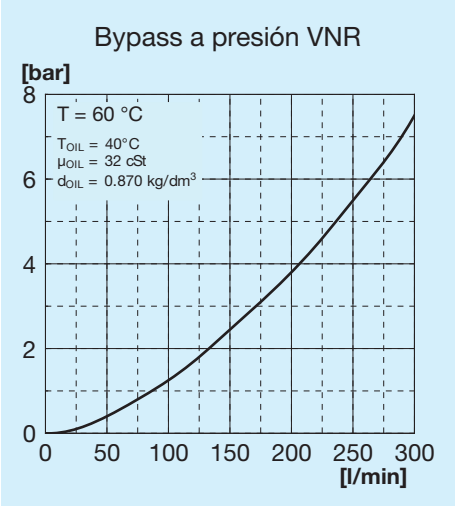

Válvulas de bypass

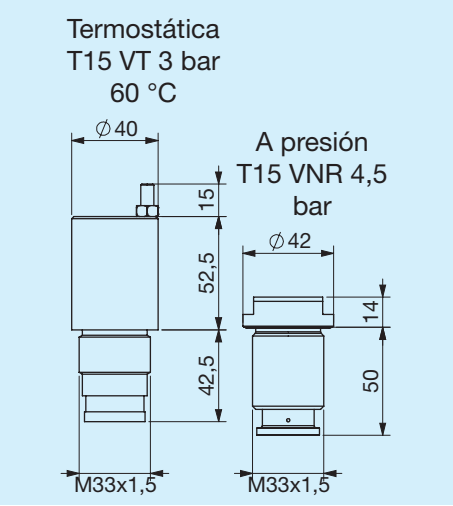

Leyenda

A83	Tipo de intercambiador
1E	1 Electroventilador
A	Aspirante
S	Soplante
230V B14	Tensión electroventilador
400V B14	Tensión electroventilador
T15 VT	Válvula bypass termostática 3 bar 60 °C
T15 VNR	Válvula bypass a presión 4,5 bar

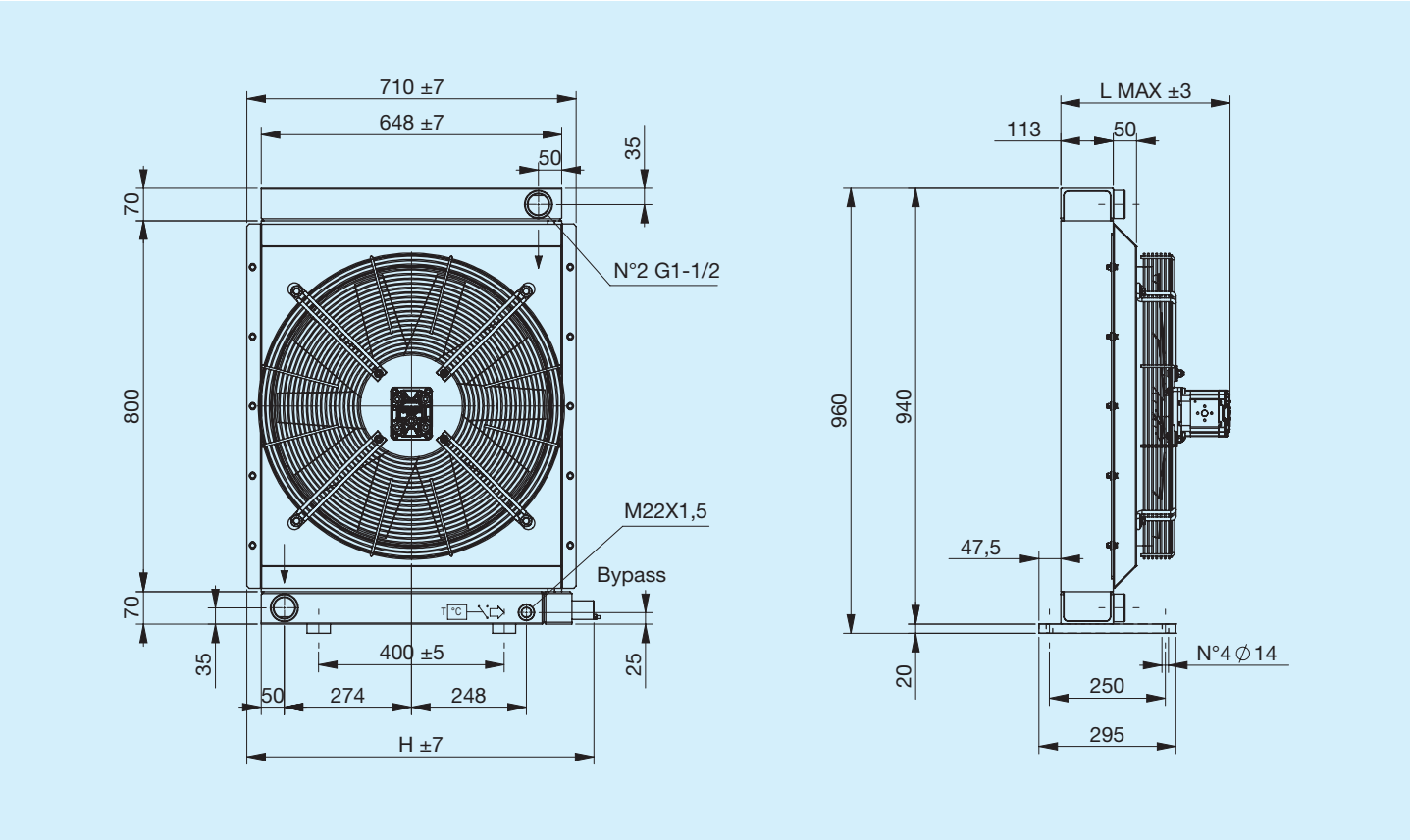

Código	Descripción	Ø Ventilador mm	Cilindrada del motor cm3/h	L Máx. mm	H mm	Masa Kg	Capacidad l
FR634243101	A83 IA CONFIG.GR2 bypass T15 V.T. 6 bar 50 °C	580	_	300	749	53	23
FR634243102	A83 IS CONFIG.GR2 bypass T15 V.T. 6 bar 50 °C	580	_	300	749	53	23
FR634241001	A83 IA CONFIG.GR2 bypass T15 VNR 4,5 bar	580	_	300	711	53	23
FR634241002	A83 IS CONFIG.GR2 bypass T15 VNR 4,5 bar	580	_	300	711	53	23
FR634243113	A83 IA MOT.HIDR. GR2 bypass T15 V.T. 6 bar 50 °C	580	11	360	749	54	23
FR634243114	A83 IS MOT.HIDR. GR2 bypass T15 V.T. 6 bar 50 °C	580	11	360	749	54	23
FR634241013	A83 IA MOT.HIDR. GR2 bypass T15 VNR 4,5 bar	580	11	360	711	54	23
FR634241014	A83 IS MOT.HIDR. GR2 bypass T15 VNR 4,5 bar	580	11	360	711	54	23
FR634240001	A83 IA CONFIG.GR2	580	_	300	710	53	23
FR634240002	A83 IS CONFIG.GR2	580	_	300	710	53	23
FR634240013	A83 IA MOT.HIDR. GR2	580	11	360	710	54	23
FR634240014	A83 IS MOT.HIDR. GR2	580	11	360	710	54	23

Potencia térmica

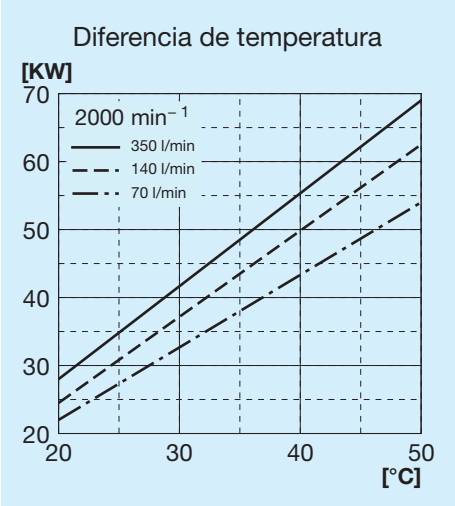

Pérdida de carga paso radiador

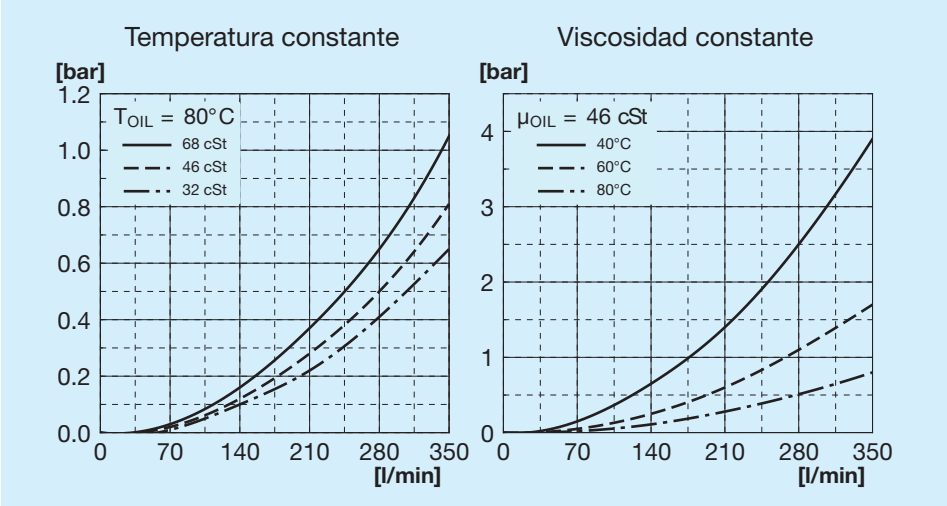

Pérdida de carga paso bypass

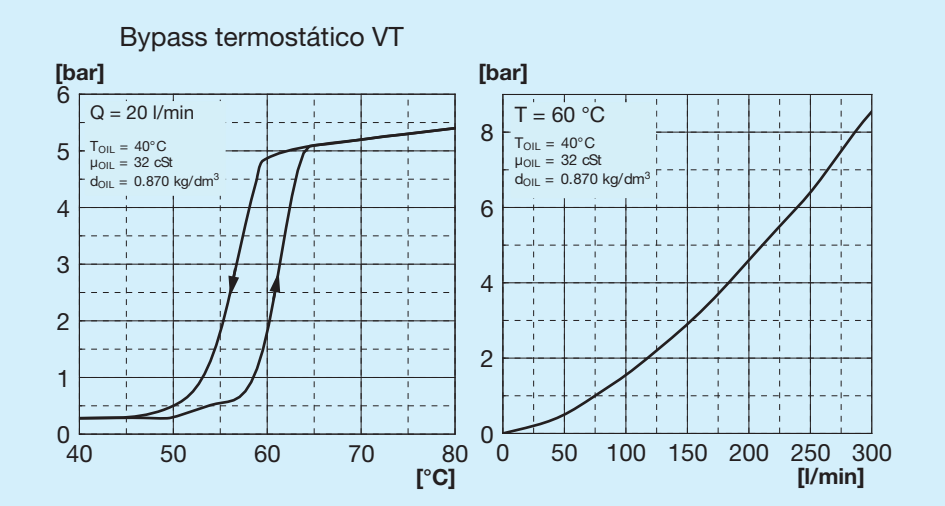

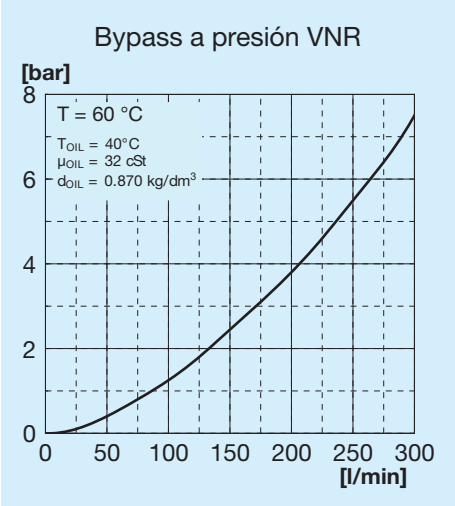

Válvulas de bypass

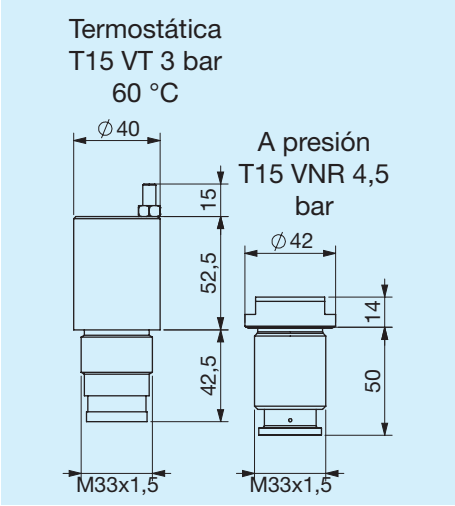

Leyenda

A83	Tipo de intercambiador
IA	Hidráulico Aspirante
IS	Hidráulico Soplante
PRED.	Con soporte motor
MOT. HIDR.	Con motor de soporte integrado
GR1	Grupo 1
GR2	Grupo 2
T15 VT	Válvula bypass termostática 3 bar 60 °C
T15 VNR	Válvula bypass a presión 4,5 bar

Termostatos

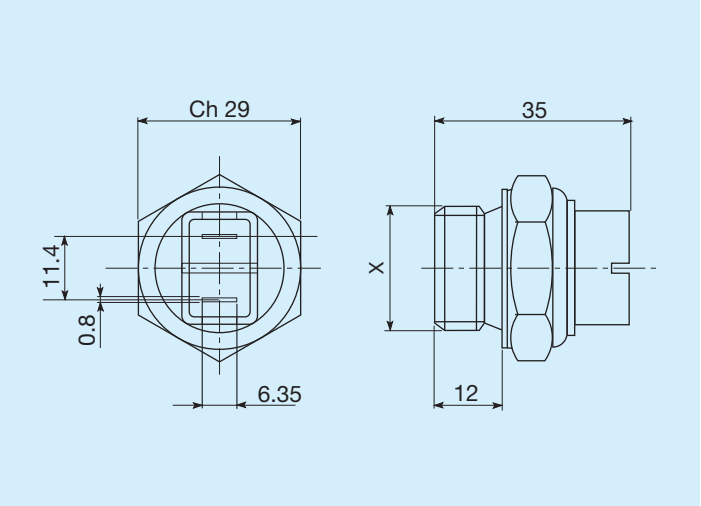

Temperaturas de intervención C°	Rosca	Código
45 - 35	M22x1,5	FR361104535R
60 - 50	M22x1,5	FR361106050R
80 - 70	M22x1,5	FR361108070R
82 - 68	M22x1,5	FR361108268R
85 - 76	M22x1,5	FR361108576R

Termostatos protegidos IP54

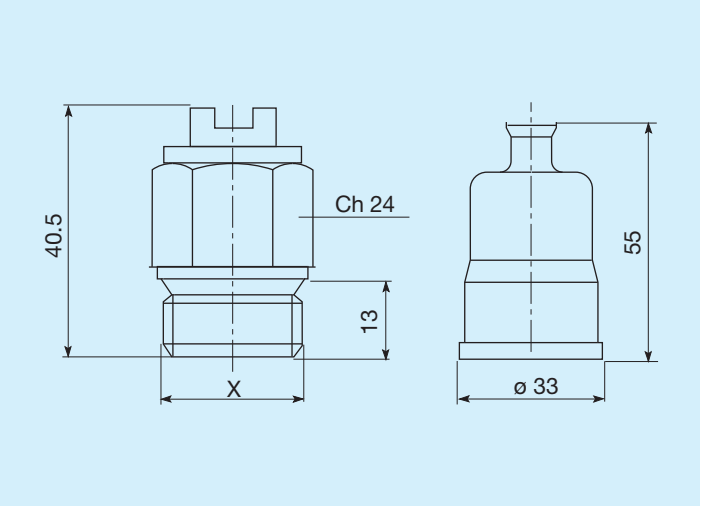

Temperaturas de intervención C°	Rosca	Código
45 - 35	M22x1,5	FR361124535R
50 - 40	M22x1,5	FR361125040R
60 - 50	M22x1,5	FR361126050R
70 - 60	M22x1,5	FR361127060R
80 -70	M22x1,5	FR361128070R

Termostatos protegidos IP65

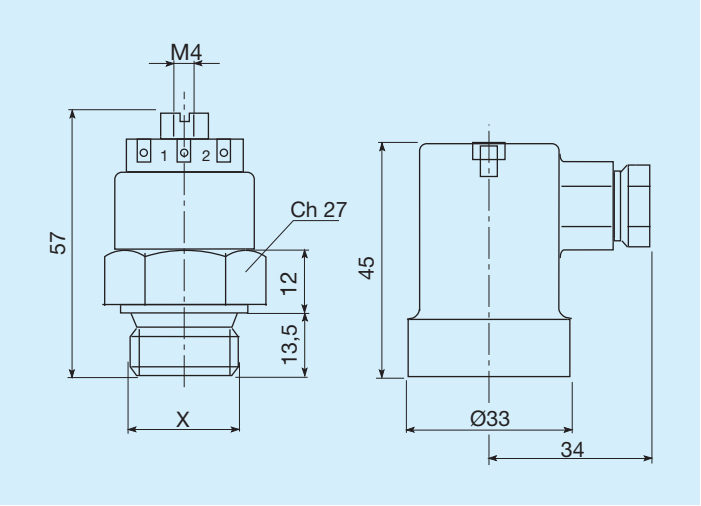

Temperaturas de intervención C°	Rosca	Código
45 - 35	M22x1,5	FR361154535R
47 - 36	M22x1,5	FR361155040R
60 - 50	M22x1,5	FR361176050R
80 - 70	M22x1,5	FR361158070R