A86

Bevor Sie mit der Benutzung beginnen, lesen Sie bitte das Dokument ALLGEMEINE GEBRAUCHSANWEISUNGEN FÜR WÄRMETAUSCHER sorgfältig durch.

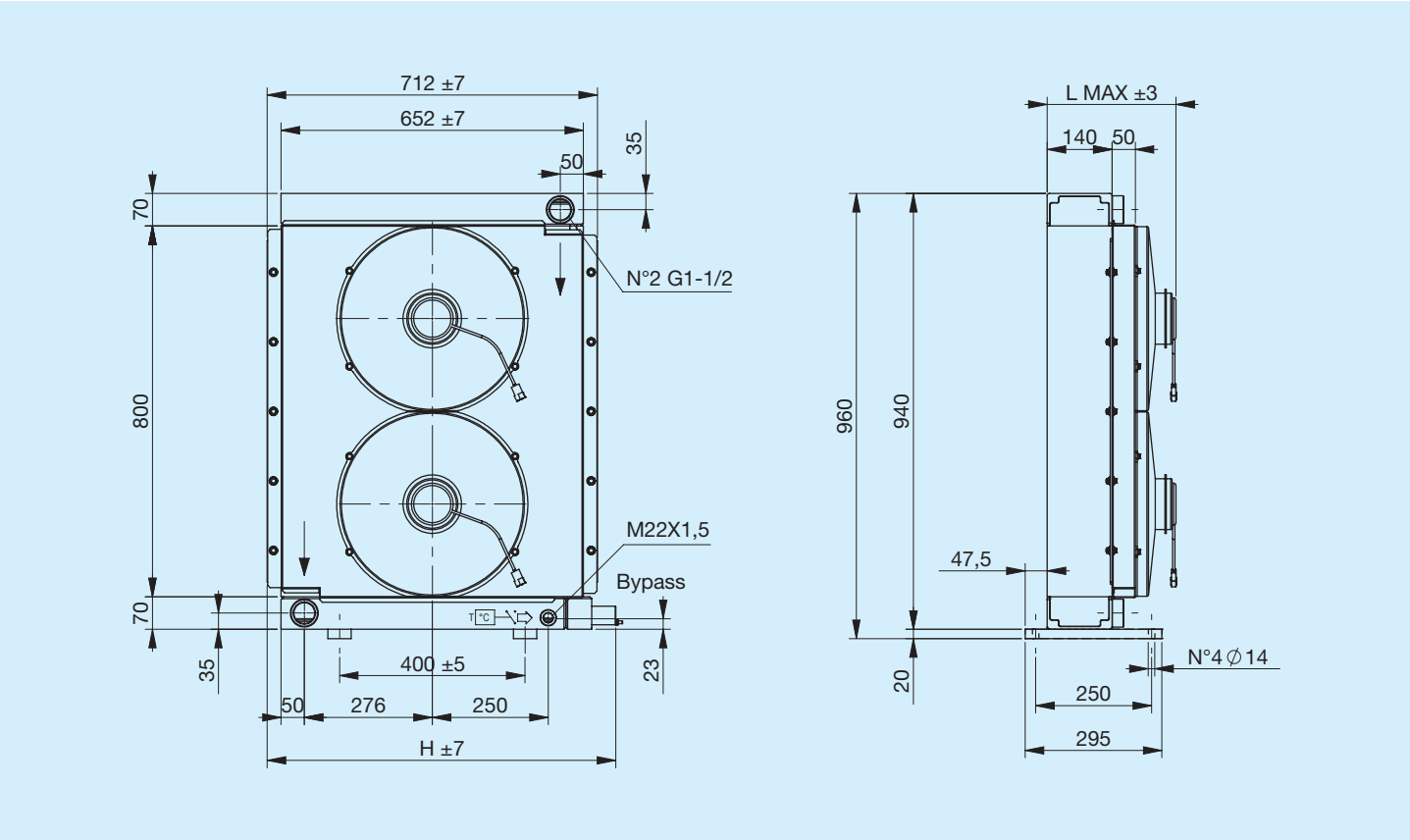

Code	Beschreibung	Ø Ventilator mm	Luftdurchsatz m³/h	Spannung V	Stromstärke A	Max. L mm	H mm	Gewicht kg	Kapazität l
FR633263103	**A86 2EAP 12V Bypass T15 V.T. 6 bar 50°C**	2X385	2X2850	12	2X19,7	280	752	55	28
FR633263104	**A86 2ESP 12V Bypass T15 V.T. 6 bar 50°C**	2X385	2X3070	12	2X18,7	280	752	55	28
FR633261003	**A86 2EAP 12V Bypass T15 VNR 4.5 bar**	2X385	2X2850	12	2X19,7	280	714	55	28
FR633261004	**A86 2ESP 12V Bypass T15 VNR 4.5 bar**	2X385	2X3070	12	2X18,7	280	714	55	28
FR633263113	**A86 2EAP 24V Bypass T15 V.T. 6 bar 50°C**	2X385	2X3070	24	2X10	280	752	55	28
FR633263114	**A86 2ESP 24V Bypass T15 V.T. 6 bar 50°C**	2X385	2X3180	24	2X9,4	280	752	55	28
FR633261013	**A86 2EAP 24V Bypass T15 VNR 4.5 bar**	2X385	2X3070	24	2X10	280	714	55	28
FR633261014	**A86 2ESP 24V Bypass T15 VNR 4.5 bar**	2X385	2X3180	24	2X9,4	280	714	55	28
FR633260003	**A86 2EAP 12V**	2X385	2X2850	12	2X19,7	280	710	55	28
FR633260004	**A86 2ESP 12V**	2X385	2X3070	12	2X18,7	280	710	55	28
FR633260013	**A86 2EAP 24V**	2X385	2X3070	24	2X10	280	710	55	28
FR633260014	**A86 2ESP 24V**	2X385	2X3180	24	2X9,4	280	710	55	28

Typische Kurven

Kühlleistung

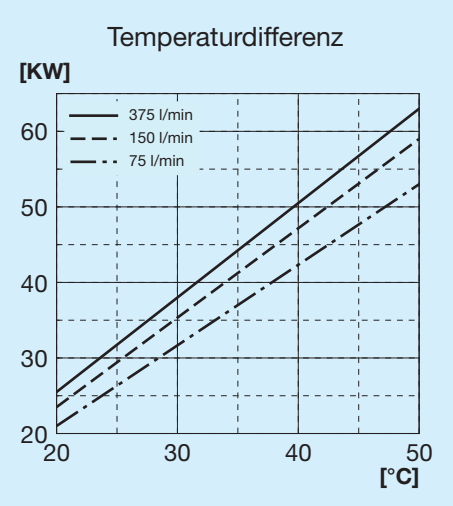

Druckgefälle Kühler

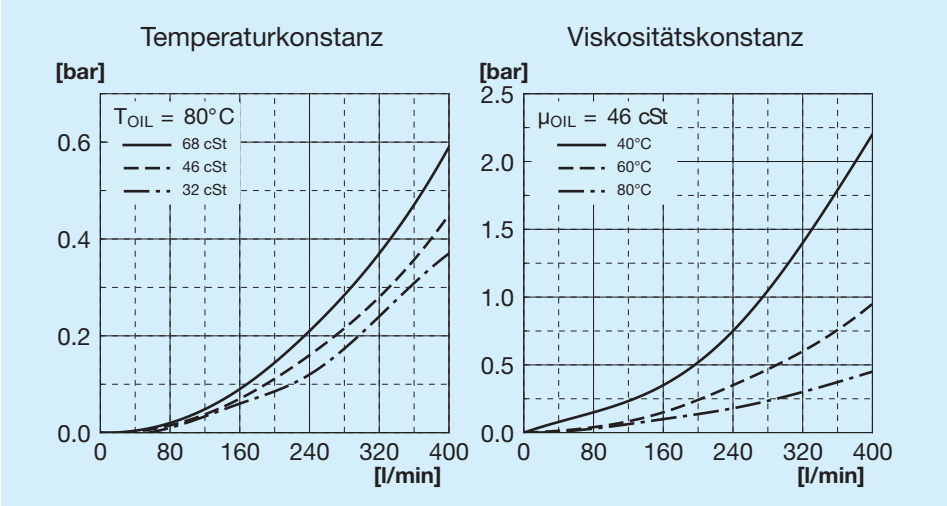

Druckgefälle Bypass

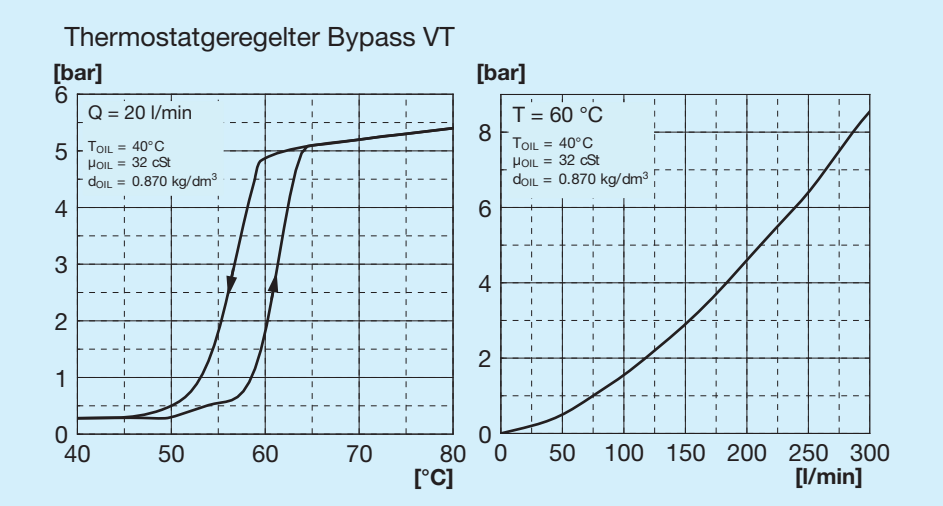

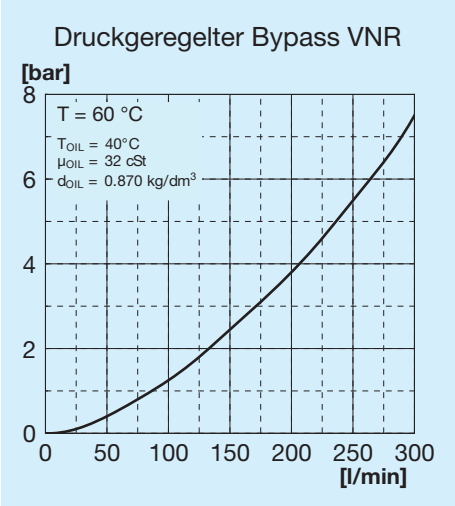

Bypass-Ventile

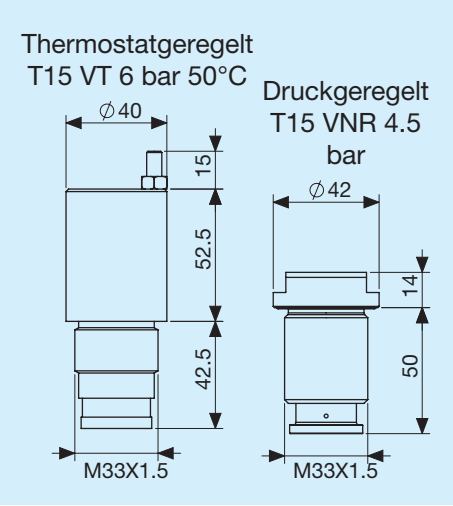

Zeichenerklärung

A86	Tauschertyp
2E	2 Elektrische Ventilatoren
A	Ansaugung
S	Gebläse
AP	Verstärkte Ansaugung
SP	Verstärktes Gebläse
AX	Verstärkte Ansaugung
SX	Verstärktes Gebläse
12 V	Spannung für Elektrolüfter
24 V	Spannung für Elektrolüfter
T15 VT	Thermostatgeregeltes Bypass-Ventil 6 bar 50°C
T15 VNR	Druckgeregeltes Bypass-Ventil 4.5 bar

Abmessungen

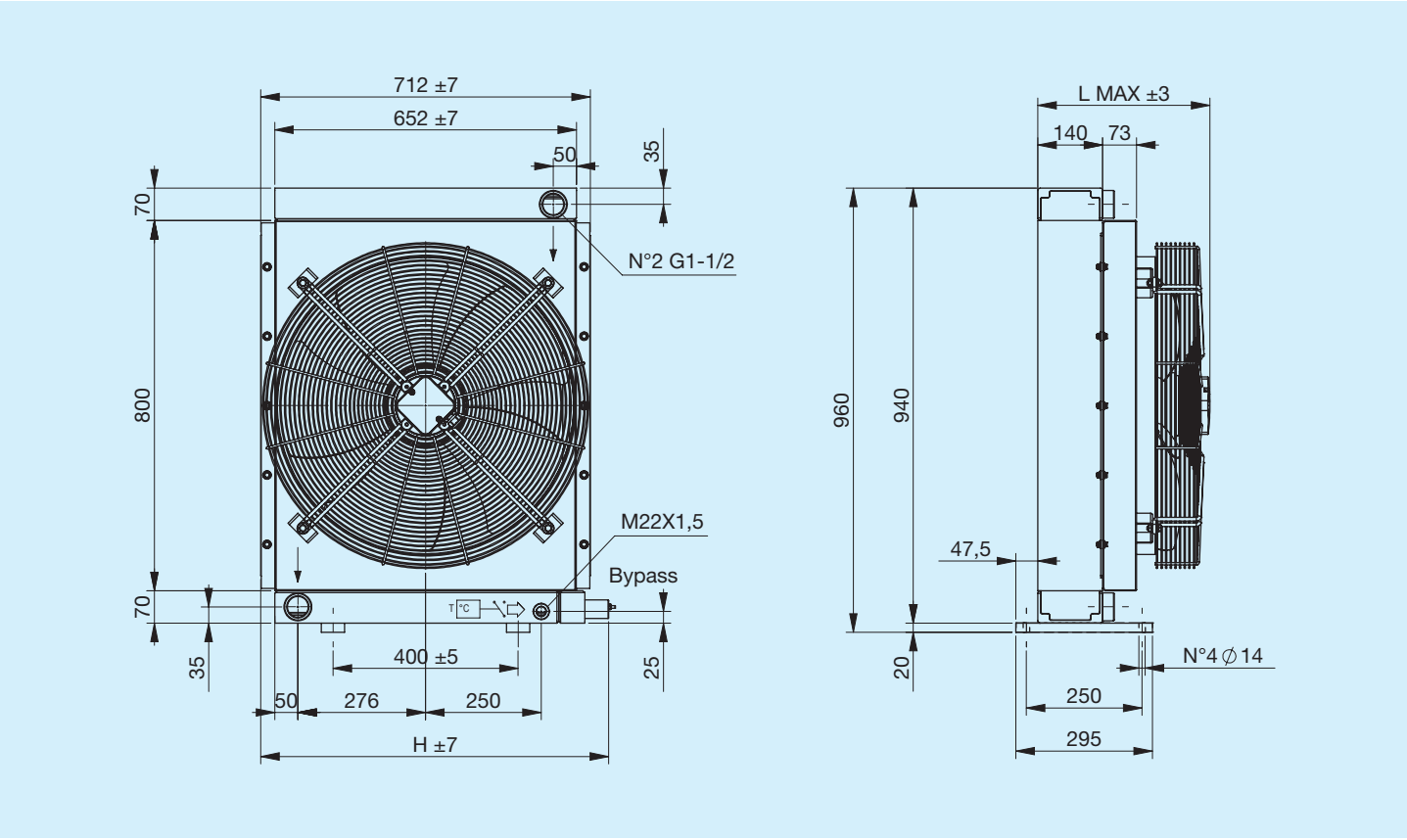

Code	Beschreibung	Ø Venti-lator	Leistung	Frequenz	Drehzahl	Schutz	Max. L	H	Gewicht	Kapazität
		mm	**W**	**Hz**	**min-¹**	**IP**	**mm**	**mm**	**kg**	**l**
FR633263131	**A86 1EA 230V Bypass T15 V.T. 6 bar 50°C**	630	600	50	880	54	393	752	57	28
FR633263132	**A86 1ES 230V Bypass T15 V.T. 6 bar 50°C**	630	600	50	880	54	393	752	57	28
FR633261031	**A86 1EA 230V Bypass T15 VNR 4.5 bar**	630	600	50	880	54	393	714	57	28
FR633261032	**A86 1ES 230V Bypass T15 VNR 4.5 bar**	630	600	50	880	54	393	714	57	28
FR633263121	**A86 1EA 400V Bypass T15 V.T. 6 bar 50°C**	630	510	50	860	54	388	752	57	28
FR633263122	**A86 1ES 400V Bypass T15 V.T. 6 bar 50°C**	630	510	50	860	54	388	752	57	28
FR633261021	**A86 1EA 400V Bypass T15 VNR 4.5 bar**	630	510	50	860	54	388	714	57	28
FR633261022	**A86 1ES 400V Bypass T15 VNR 4.5 bar**	630	510	50	860	54	388	714	57	28
FR633260031	**A86 1EA 230V**	630	600	50	880	54	396	710	57	28
FR633260032	**A86 1ES 230V**	630	600	50	880	54	396	710	57	28
FR633260021	**A86 1EA 400V**	630	510	50	860	54	391	710	57	28
FR633260022	**A86 1ES 400V**	630	510	50	860	54	391	710	57	28

Typische Kurven

Kühlleistung

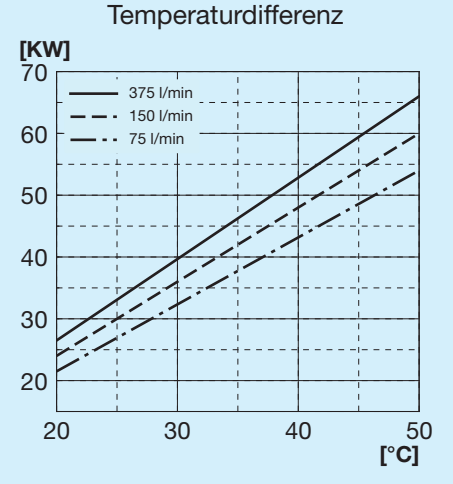

Druckgefälle Kühler

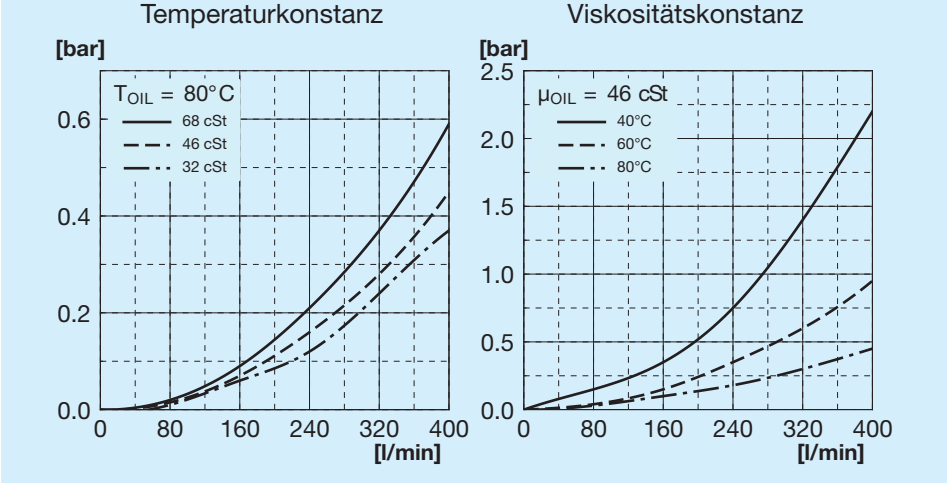

Druckgefälle Bypass

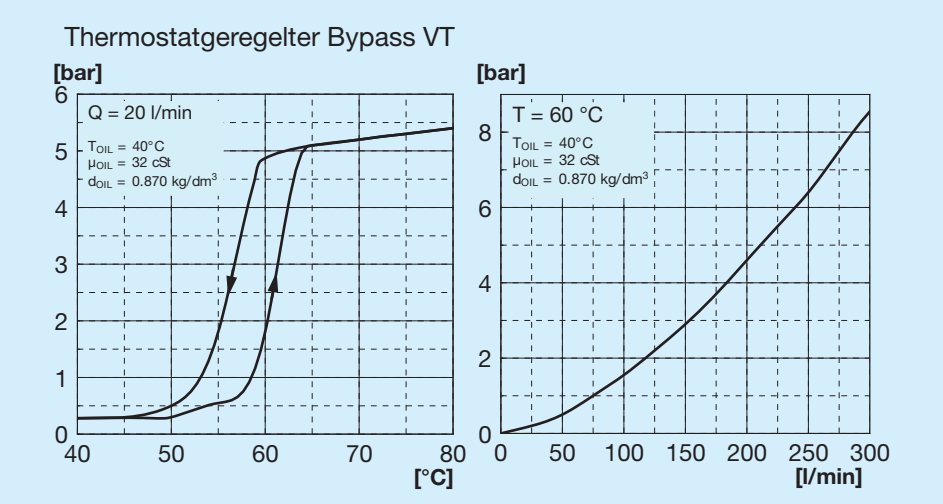

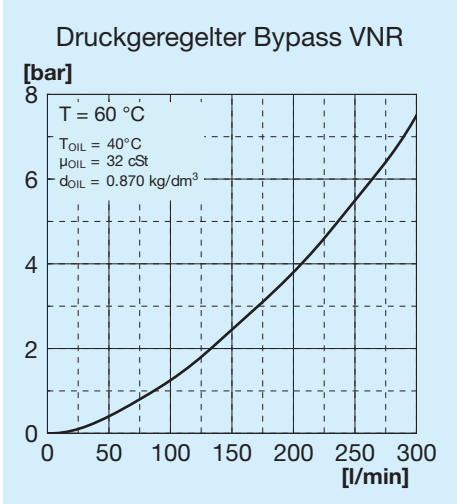

Bypass-Ventile

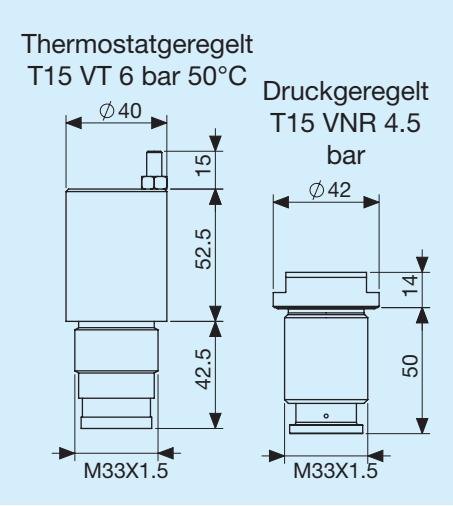

Zeichenerklärung

A86	Tauschertyp
1E	1 Elektrolüfter
A	Ansaugung
S	Gebläse
230 V	Spannung für Elektrolüfter
400 V	Spannung für Elektrolüfter
T15 VT	Thermostatgeregeltes Bypass-Ventil 6 bar 50°C
T15 VNR	Druckgeregeltes Bypass-Ventil 4.5 bar

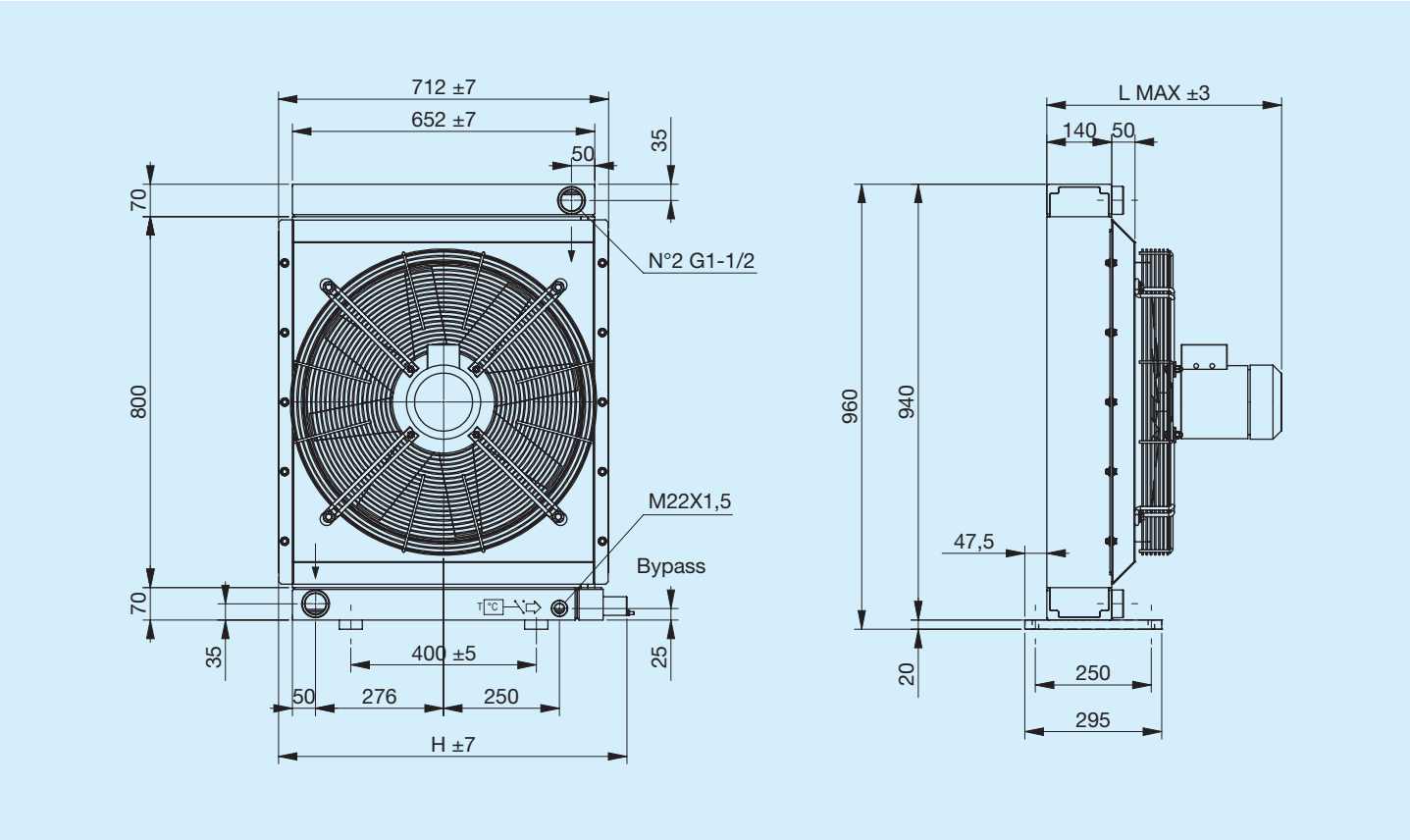

Code	Beschreibung	Ø Venti-lator	Leistung	Frequenz	Drehzahl	Schutz	Max. L	H	Gewicht	Kapazität
		mm	**W**	**Hz**	**min-¹**	**IP**	**mm**	**mm**	**kg**	**l**
FR633263141	**A86 1EA 230V-B14 Bypass T15 V.T. 6 bar 50°C**	580	750	50	1390	65	504	752	65.5	28
FR633263142	**A86 1EA 230V-B14 Bypass T15 V.T. 6 bar 50°C**	580	750	50	1390	65	504	752	65.5	28
FR633261041	**A86 1EA 230V-B14 Bypass T15 VNR 4.5 bar**	580	750	50	1390	65	504	714	65.5	28
FR633261042	**A86 1EA 230V-B14 Bypass T15 VNR 4.5 bar**	580	750	50	1390	65	504	714	65.5	28
FR633263151	**A86 1EA 400V-B14 Bypass T15 V.T. 6 bar 50°C**	580	750	50	1390	65	504	752	65.5	28
FR633263152	**A86 1ES 400V-B14 Bypass T15 V.T. 6 bar 50°C**	580	750	50	1390	65	504	752	65.5	28
FR633261051	**A86 1EA 400V-B14 Bypass T15 VNR 4.5 bar**	580	750	50	1390	65	504	714	65.5	28
FR633261052	**A86 1ES 400V-B14 Bypass T15 VNR 4.5 bar**	580	750	50	1390	65	504	714	65.5	28
FR633260041	**A86 1EA 230V-B14**	580	750	50	1390	65	504	710	65.5	28
FR633260042	**A86 1ES 230V-B14**	580	750	50	1390	65	504	710	65.5	28
FR633260051	**A86 1EA 400V-B14**	580	750	50	1390	65	504	710	65.5	28
FR633260052	**A86 1ES 400V-B14**	580	750	50	1390	65	504	710	65.5	28

Kühlleistung

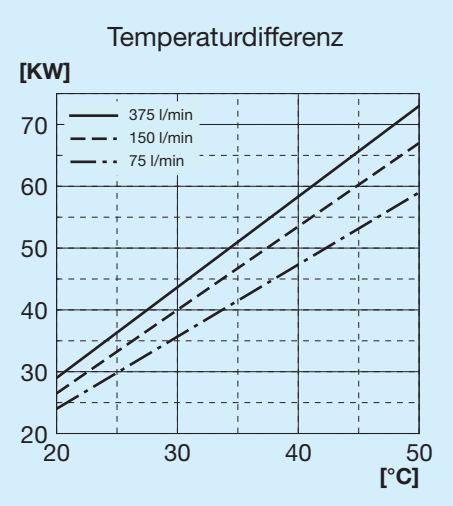

Druckgefälle Kühler

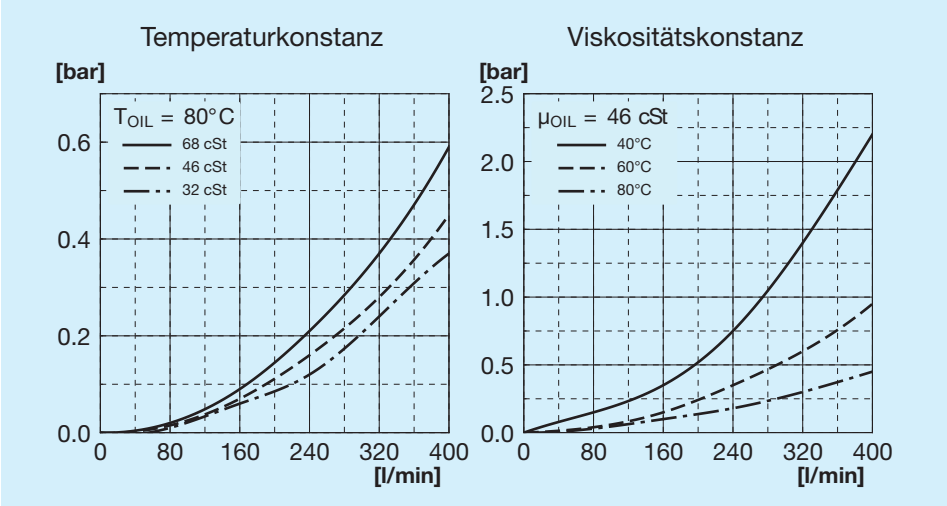

Druckgefälle Bypass

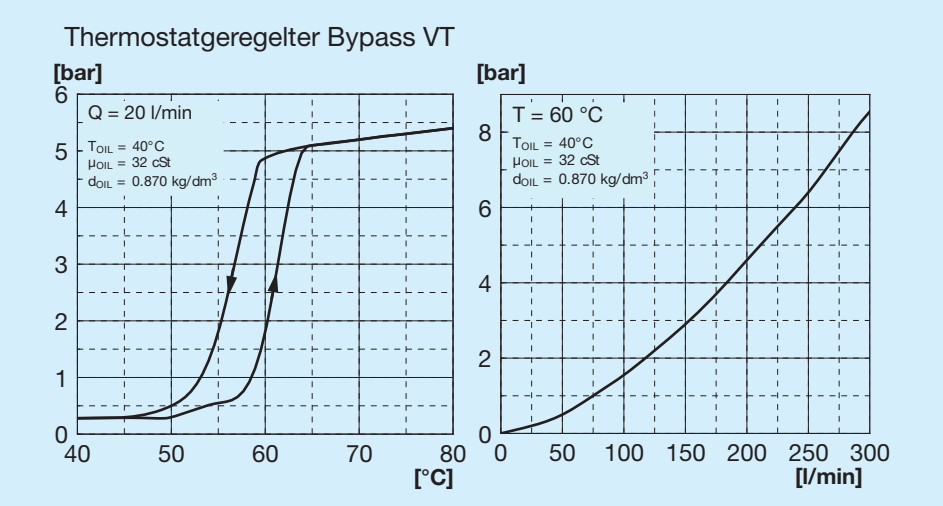

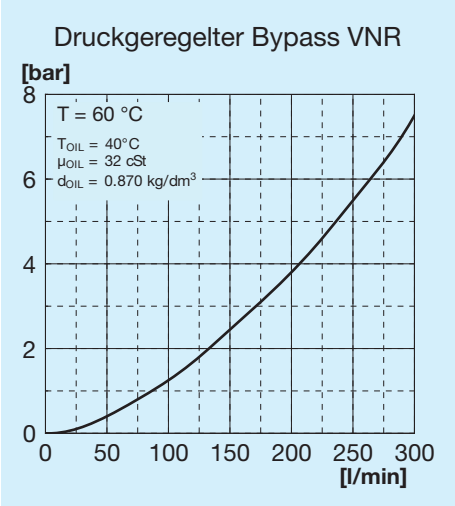

Bypass-Ventile

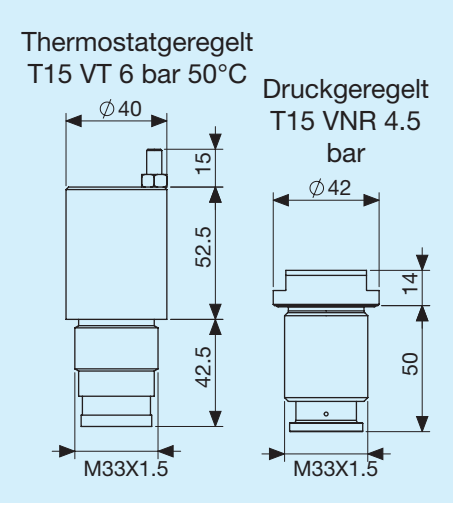

Zeichenerklärung

A86	Tauschertyp
1E	1 Elektrolüfter
A	Ansaugung
S	Gebläse
230V B14	Spannung für Elektrolüfter
400V B14	Spannung für Elektrolüfter
T15 VT	Thermostatgeregeltes Bypass-Ventil 6 bar 50°C
T15 VNR	Druckgeregeltes Bypass-Ventil 4.5 bar

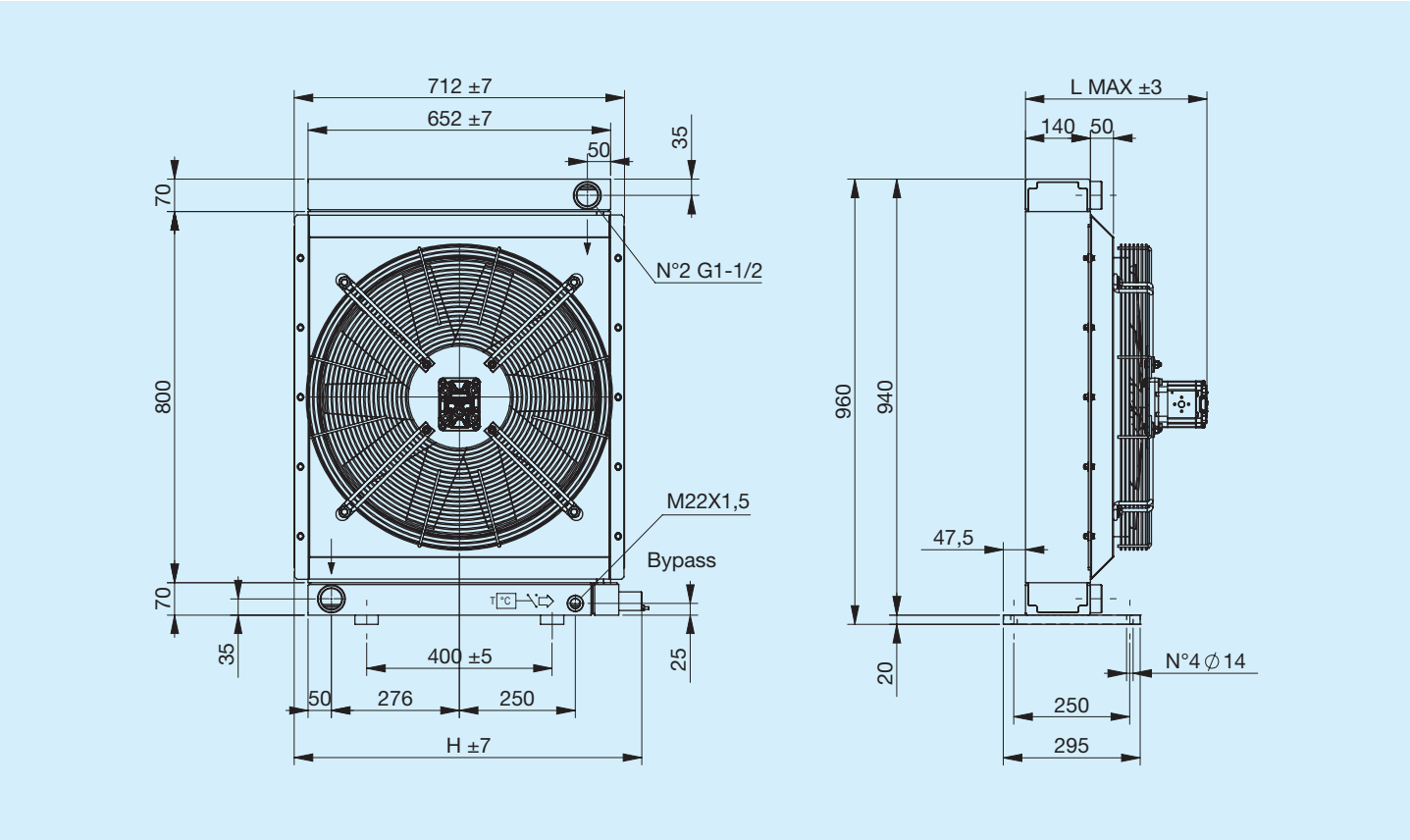

Code	Beschreibung	Ø Venti-lator mm	Hubraum cm3	Max. L mm	H mm	Gewicht kg	Kapazität l
FR634263103	**A86 IA VORRÜSTUNG GR2 Bypass T15 V.T. 6 bar 50°C**	580	_	330	752	58	28
FR634263104	**A86 IS VORRÜSTUNG GR2 Bypass T15 V.T. 6 bar 50°C**	580	_	330	752	58	28
FR634261003	**A86 IA GR2 Bypass T15 VNR 4.5 bar**	580	_	330	714	58	28
FR634261004	**A86 IS GR2 Bypass T15 VNR 4.5 bar**	580	_	330	714	58	28
FR634263113	**A86 IA HYDR.MOT. GR2 Bypass T15 V.T. 6 bar 50°C**	580	11	390	752	59	28
FR634263114	**A86 IS HYDR.MOT. GR2 Bypass T15 V.T. 6 bar 50°C**	580	11	390	752	59	28
FR634261013	**A86 IA HYDR.MOT. GR2 Bypass T15 VNR 4.5 bar**	580	11	390	714	59	28
FR634261014	**A86 IS HYDR.MOT. GR2 Bypass T15 VNR 4.5 bar**	580	11	390	714	59	28
FR634260003	**A86 IA VORRÜSTUNGGR2**	580	_	330	710	58	28
FR634260004	**A86 IS VORRÜSTUNGGR2**	580	_	330	710	58	28
FR634260013	**A86 IA HYDR.MOT. GR2**	580	11	390	710	59	28
FR634260014	**A86 IS HYDR.MOT. GR2**	580	11	390	710	59	28

Kühlleistung

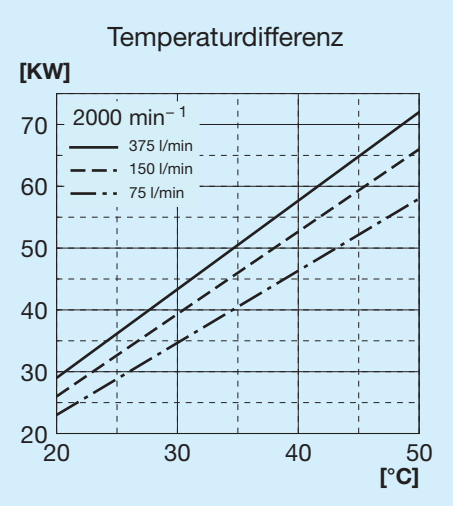

Druckgefälle Kühler

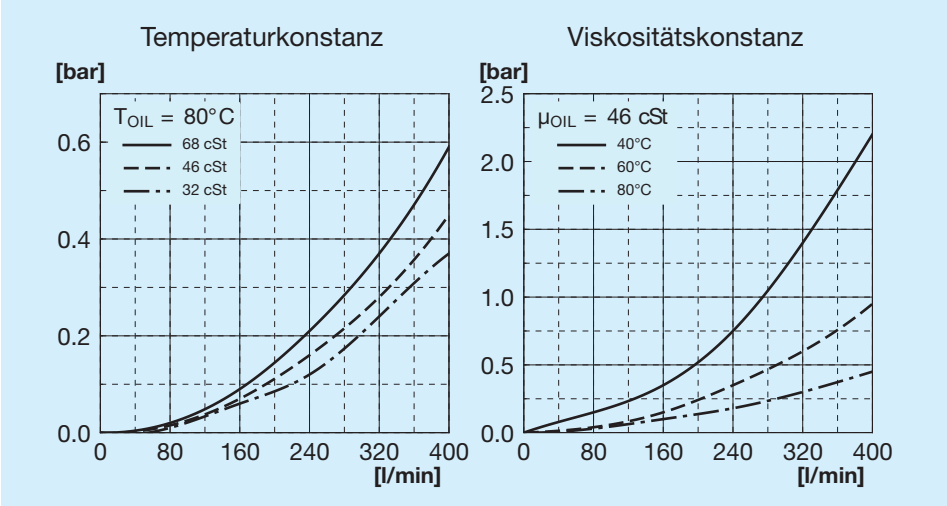

Druckgefälle Bypass

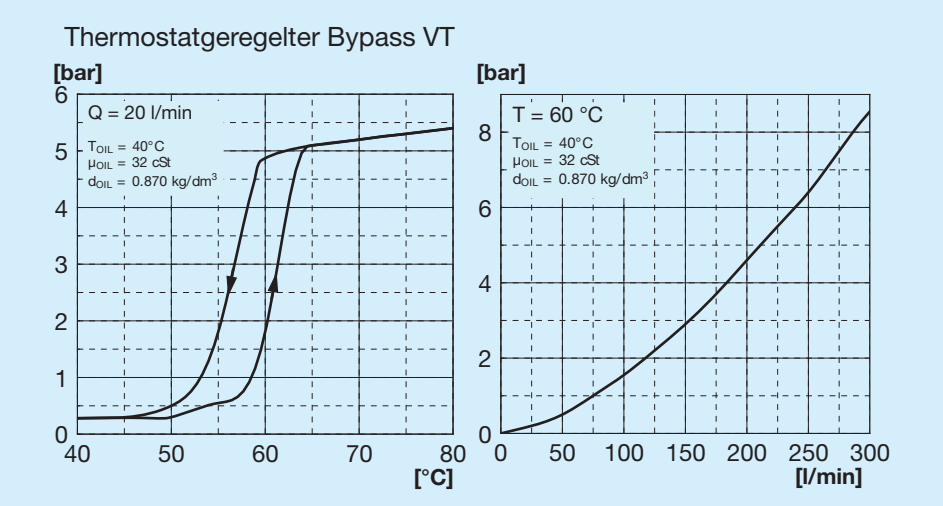

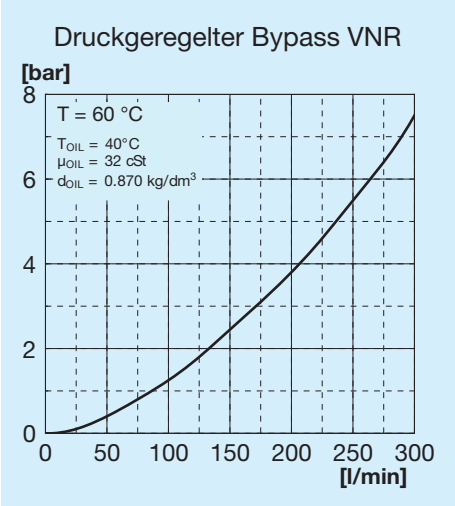

Bypass-Ventile

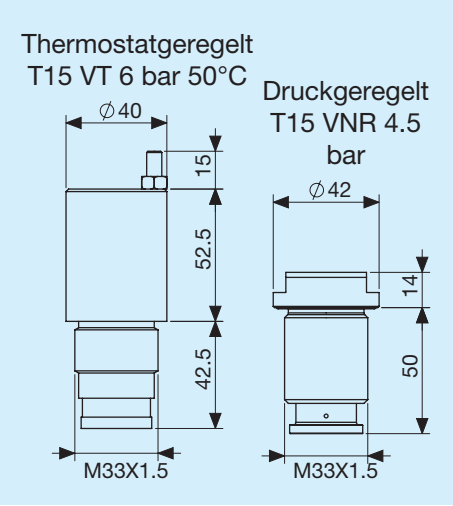

Zeichenerklärung

A86	Tauschertyp
IA	Hydraulisch Ansaugung
IS	Hydraulisch Gebläse
VORR.	Mit Motorhalterung
HYDR. MOT.	Mit integriertem Hilfsmotor
GR1	Gruppe 1
GR2	Gruppe 2
T15 VT	Thermostatgeregeltes Bypass-Ventil 6 bar 50°C
T15 VNR	Druckgeregeltes Bypass-Ventil 4.5 bar

Thermostate

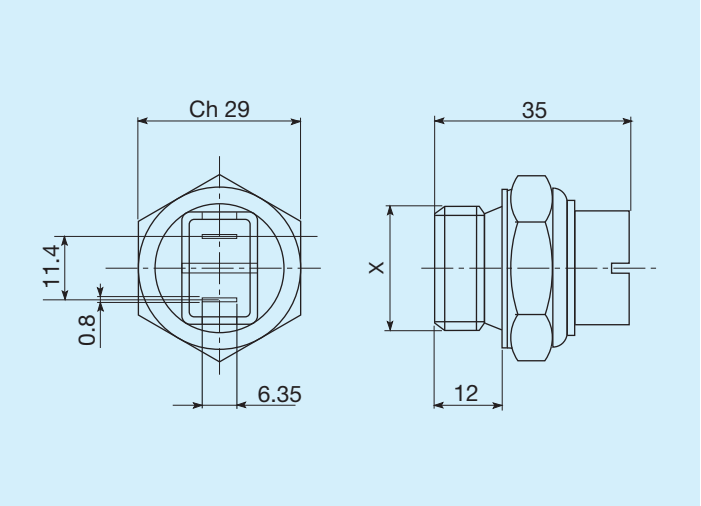

Schalttemperaturen C°	Gewinde	Code
45 - 35	M22 x 1,5	FR361104535R
60 - 50	M22 x 1,5	FR361106050R
80 - 70	M22 x 1,5	FR361108070R
82 - 68	M22 x 1,5	FR361108268R
85 - 76	M22 x 1,5	FR361108576R

Thermostate mit Schutzart IP54

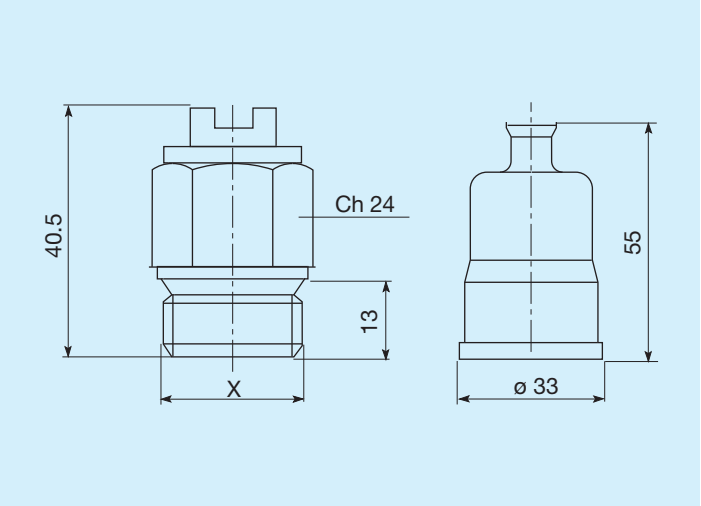

Schalttemperaturen C°	Gewinde	Code
45 - 35	M22 x 1,5	FR361124535R
50 - 40	M22 x 1,5	FR361125040R
60 - 50	M22 x 1,5	FR361126050R
70 - 60	M22 x 1,5	FR361127060R
80 -70	M22 x 1,5	FR361128070R

Thermostate mit Schutzart IP65

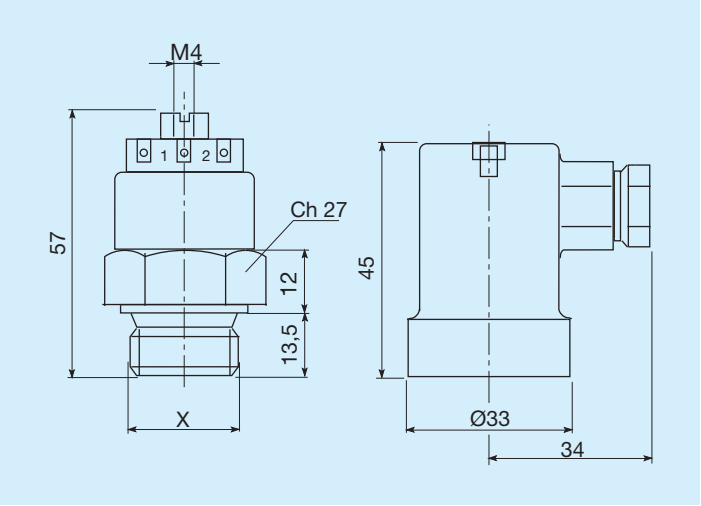

Schalttemperaturen C°	Gewinde	Code
45 - 35	M22 x 1,5	FR361154535R
47 - 36	M22 x 1,5	FR361155040R
60 - 50	M22 x 1,5	FR361176050R
80 - 70	M22 x 1,5	FR361158070R