A86

Prima di iniziare l'utilizzo leggere attentamente il documento ISTRUZIONI GENERALI D'IMPIEGO PER SCAMBIATORI DI CALORE.

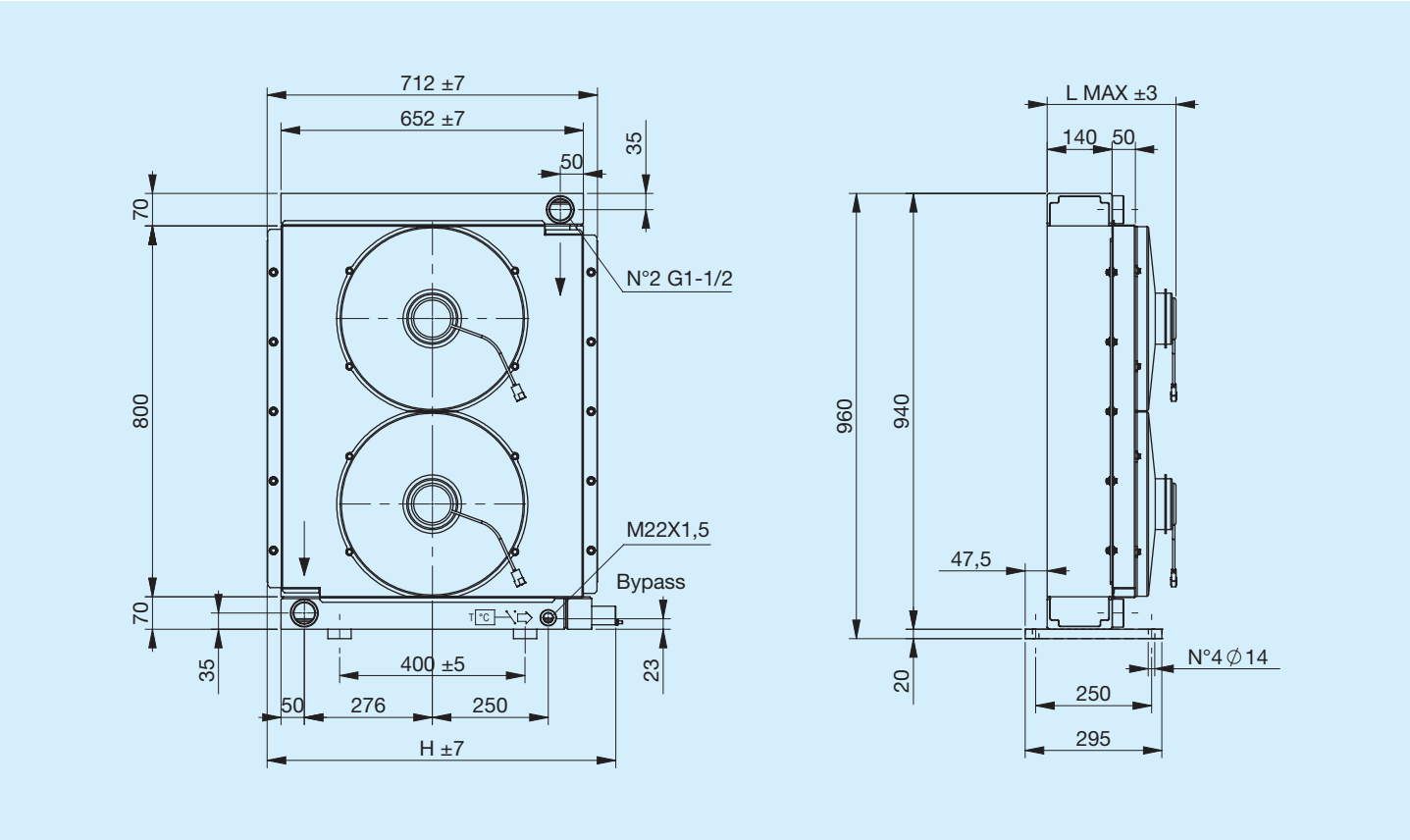

Codice	Descrizione	Ø Ventola	Portata aria	Tensione	Corrente	L Max	H	Massa	Capacità
		mm	m³/h	V	A	mm	mm	Kg	l
FR633263103	A86 2EAP 12V bypass T15 V.T. 6 bar 50°C	2X385	2X2850	12	2X19,7	280	752	55	28
FR633263104	A86 2ESP 12V bypass T15 V.T. 6 bar 50°C	2X385	2X3070	12	2X18,7	280	752	55	28
FR633261003	A86 2EAP 12V bypass T15 VNR 4.5 bar	2X385	2X2850	12	2X19,7	280	714	55	28
FR633261004	A86 2ESP 12V bypass T15 VNR 4.5 bar	2X385	2X3070	12	2X18,7	280	714	55	28
FR633263113	A86 2EAP 24V bypass T15 V.T. 6 bar 50°C	2X385	2X3070	24	2X10	280	752	55	28
FR633263114	A86 2ESP 24V bypass T15 V.T. 6 bar 50°C	2X385	2X3180	24	2X9,4	280	752	55	28
FR633261013	A86 2EAP 24V bypass T15 VNR 4.5 bar	2X385	2X3070	24	2X10	280	714	55	28
FR633261014	A86 2ESP 24V bypass T15 VNR 4.5 bar	2X385	2X3180	24	2X9,4	280	714	55	28
FR633260003	A86 2EAP 12V	2X385	2X2850	12	2X19,7	280	710	55	28
FR633260004	A86 2ESP 12V	2X385	2X3070	12	2X18,7	280	710	55	28
FR633260013	A86 2EAP 24V	2X385	2X3070	24	2X10	280	710	55	28
FR633260014	A86 2ESP 24V	2X385	2X3180	24	2X9,4	280	710	55	28

Potenza termica

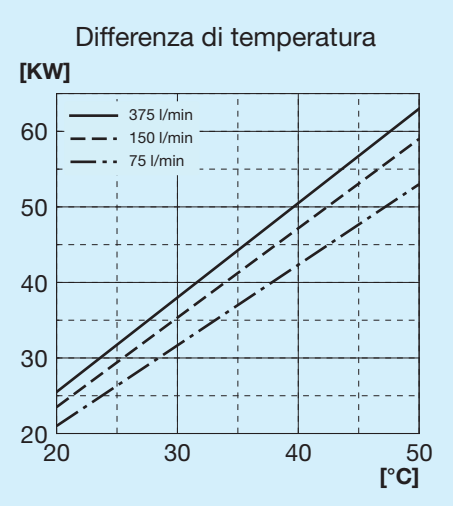

Perdita di carico passaggio radiatore

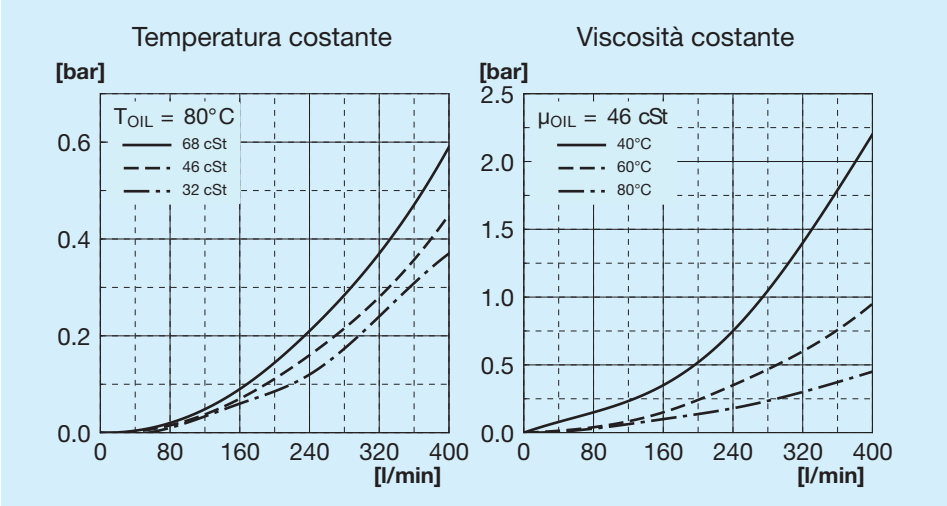

Perdita di carico passaggio bypass

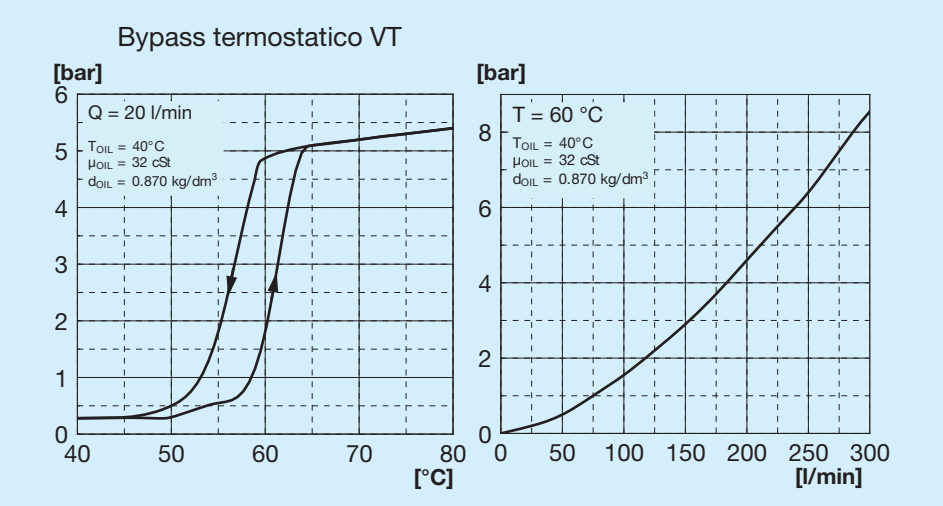

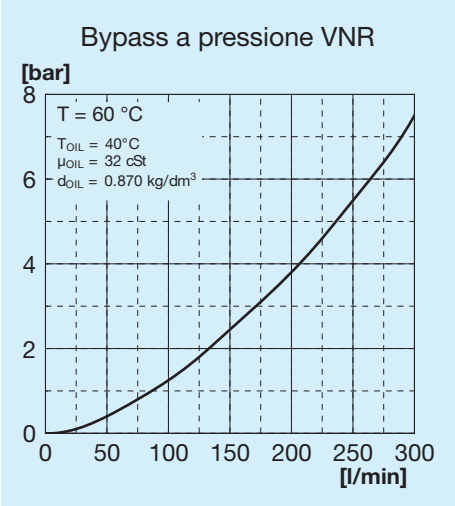

Valvole bypass

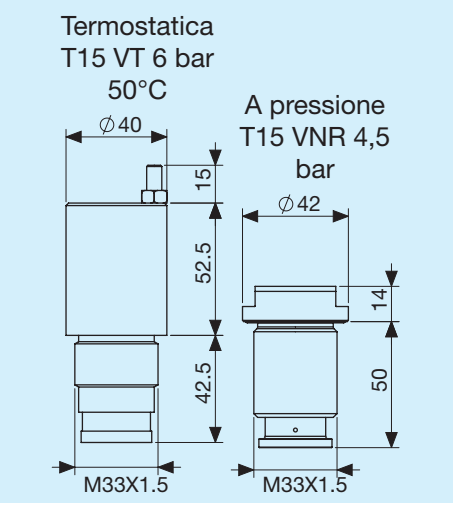

Legenda

A86	Tipo di scambiatore
2E	2 Elettroventole
A	Aspirante
S	Soffiante
AP	Aspirante potenziato
SP	Soffiante potenziato
AX	Aspirante superpotenziato
SX	Soffiante superpotenziato
12V	Tensione elettroventola
24V	Tensione elettroventola
T15 VT	Valvola bypass termostatica 6 bar 50°C
T15 VNR	Valvola bypass a pressione 4,5 bar

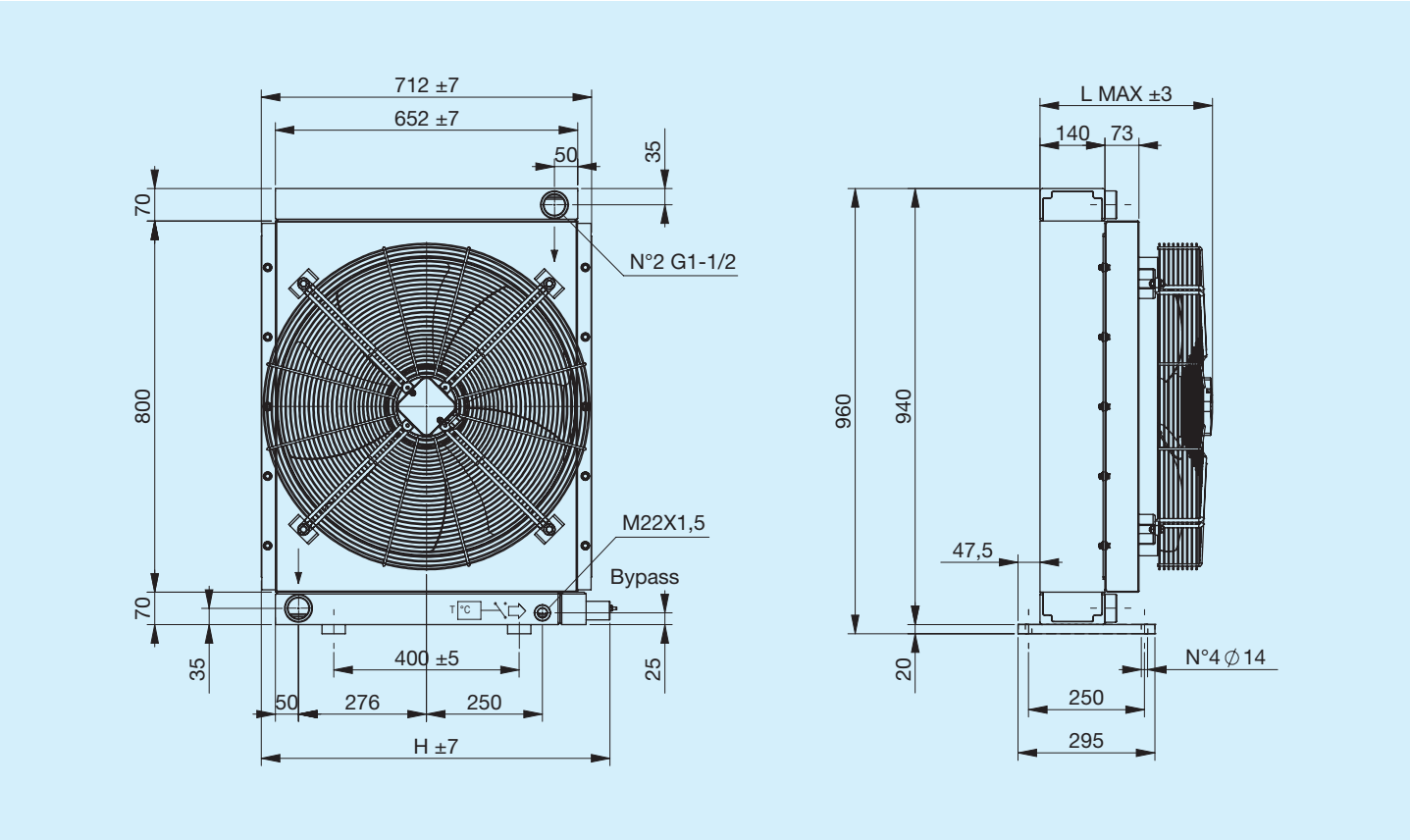

Codice	Descrizione	Ø Ventola mm	Potenza W	Frequenza Hz	Velocità min-¹	Protezione IP	L Max mm	H mm	Massa Kg	Capacità l
FR633263131	**A86 1EA 230V bypass T15 V.T. 6 bar 50°C**	630	600	50	880	54	393	752	57	28
FR633263132	**A86 1ES 230V bypass T15 V.T. 6 bar 50°C**	630	600	50	880	54	393	752	57	28
FR633261031	**A86 1EA 230V bypass T15 VNR 4.5 bar**	630	600	50	880	54	393	714	57	28
FR633261032	**A86 1ES 230V bypass T15 VNR 4.5 bar**	630	600	50	880	54	393	714	57	28
FR633263121	**A86 1EA 400V bypass T15 V.T. 6 bar 50°C**	630	510	50	860	54	388	752	57	28
FR633263122	**A86 1ES 400V bypass T15 V.T. 6 bar 50°C**	630	510	50	860	54	388	752	57	28
FR633261021	**A86 1EA 400V bypass T15 VNR 4.5 bar**	630	510	50	860	54	388	714	57	28
FR633261022	**A86 1ES 400V bypass T15 VNR 4.5 bar**	630	510	50	860	54	388	714	57	28
FR633260031	**A86 1EA 230V**	630	600	50	880	54	396	710	57	28
FR633260032	**A86 1ES 230V**	630	600	50	880	54	396	710	57	28
FR633260021	**A86 1EA 400V**	630	510	50	860	54	391	710	57	28
FR633260022	**A86 1ES 400V**	630	510	50	860	54	391	710	57	28

Potenza termica

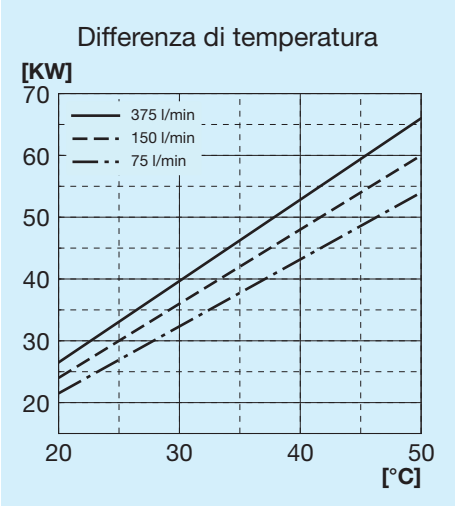

Perdita di carico passaggio radiatore

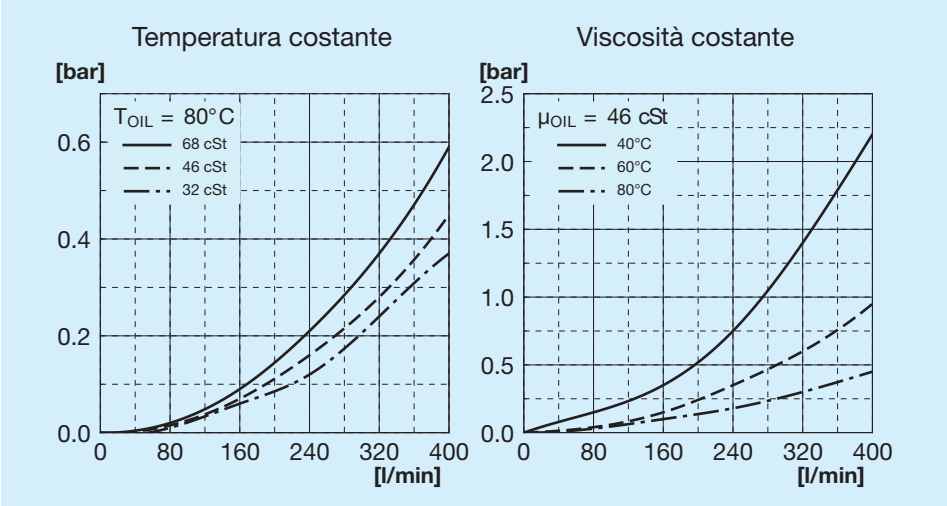

Perdita di carico passaggio bypass

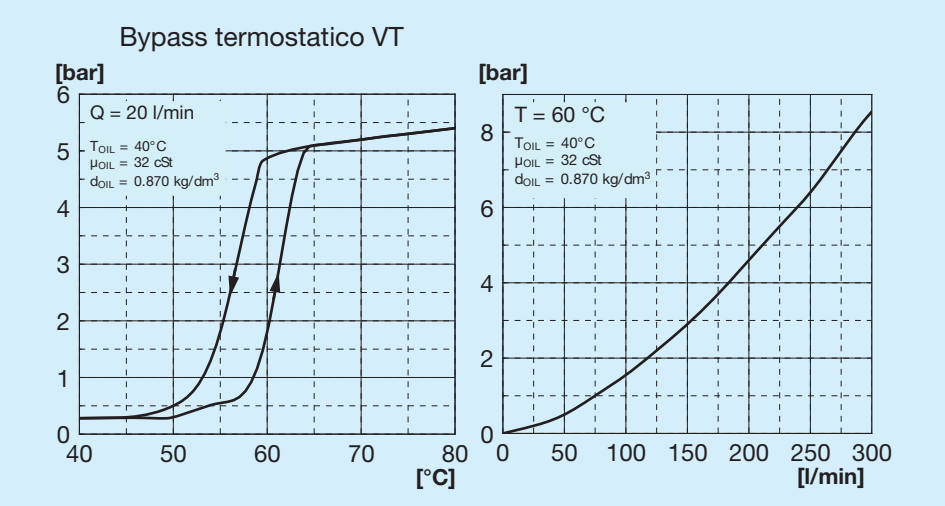

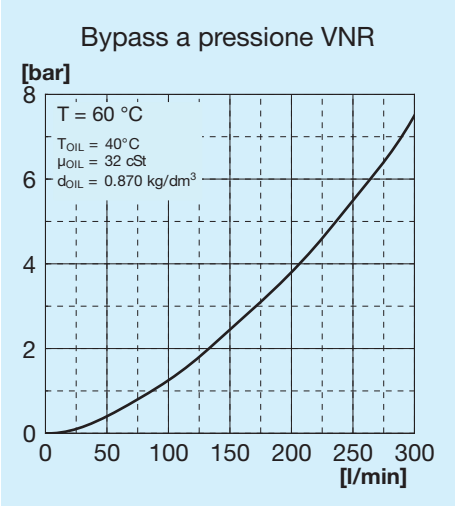

Valvole bypass

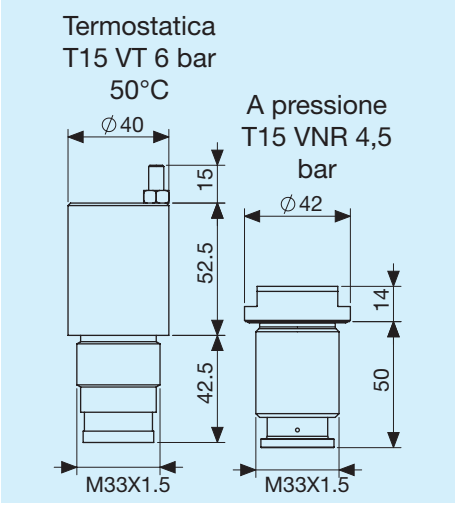

Legenda

A86	Tipo di scambiatore
1E	1 Elettroventola
A	Aspirante
S	Soffiante
230V	Tensione elettroventola
400V	Tensione elettroventola
T15 VT	Valvola bypass termostatica 6 bar 50°C
T15 VNR	Valvola bypass a pressione 4,5 bar

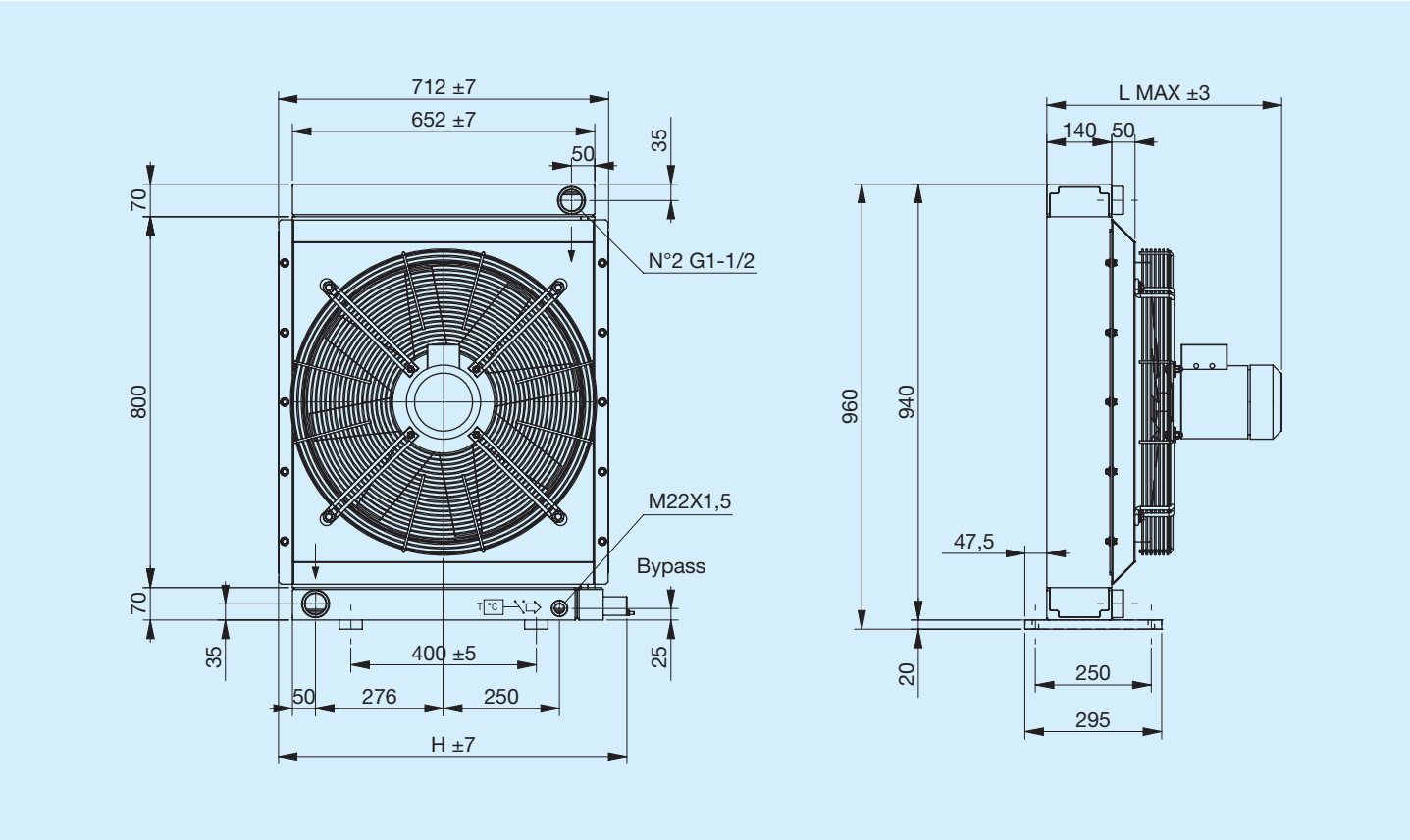

Codice	Descrizione	Ø Ventola mm	Potenza W	Frequenza Hz	Velocità min-¹	Protezione IP	L Max mm	H mm	Massa Kg	Capacità l
FR633263141	**A86 1EA 230V-B14 bypass T15 V.T. 6 bar 50°C**	580	750	50	1390	65	504	752	65.5	28
FR633263142	**A86 1EA 230V-B14 bypass T15 V.T. 6 bar 50°C**	580	750	50	1390	65	504	752	65.5	28
FR633261041	**A86 1EA 230V-B14 bypass T15 VNR 4.5 bar**	580	750	50	1390	65	504	714	65.5	28
FR633261042	**A86 1EA 230V-B14 bypass T15 VNR 4.5 bar**	580	750	50	1390	65	504	714	65.5	28
FR633263151	**A86 1EA 400V-B14 bypass T15 V.T. 6 bar 50°C**	580	750	50	1390	65	504	752	65.5	28
FR633263152	**A86 1ES 400V-B14 bypass T15 V.T. 6 bar 50°C**	580	750	50	1390	65	504	752	65.5	28
FR633261051	**A86 1EA 400V-B14 bypass T15 VNR 4.5 bar**	580	750	50	1390	65	504	714	65.5	28
FR633261052	**A86 1ES 400V-B14 bypass T15 VNR 4.5 bar**	580	750	50	1390	65	504	714	65.5	28
FR633260041	**A86 1EA 230V-B14**	580	750	50	1390	65	504	710	65.5	28
FR633260042	**A86 1ES 230V-B14**	580	750	50	1390	65	504	710	65.5	28
FR633260051	**A86 1EA 400V-B14**	580	750	50	1390	65	504	710	65.5	28
FR633260052	**A86 1ES 400V-B14**	580	750	50	1390	65	504	710	65.5	28

Potenza termica

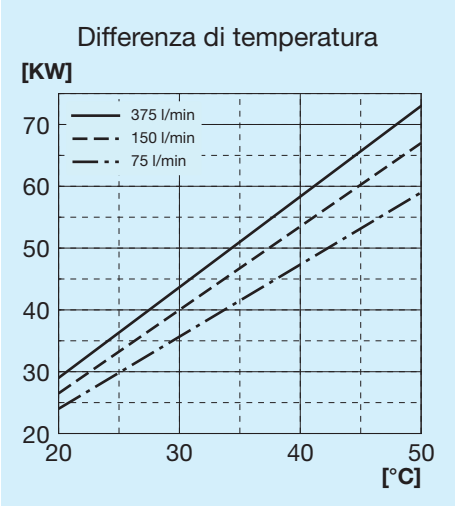

Perdita di carico passaggio radiatore

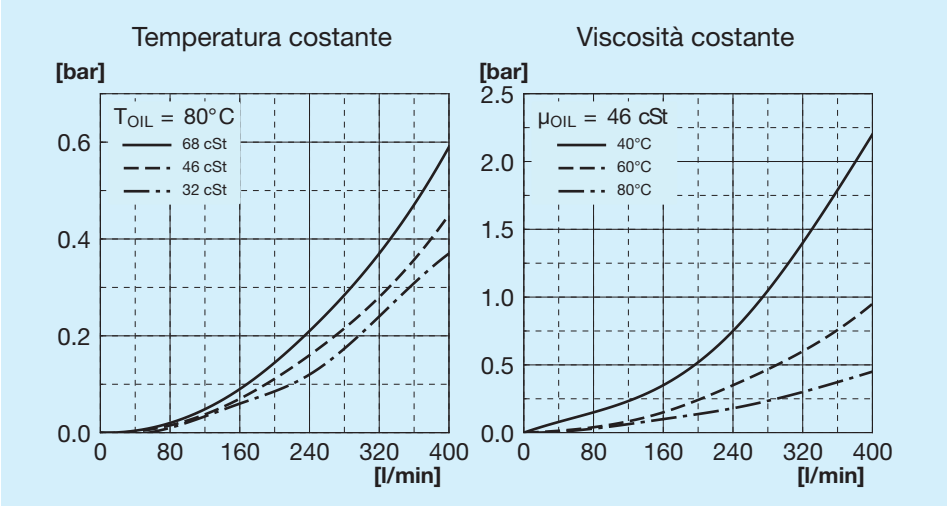

Perdita di carico passaggio bypass

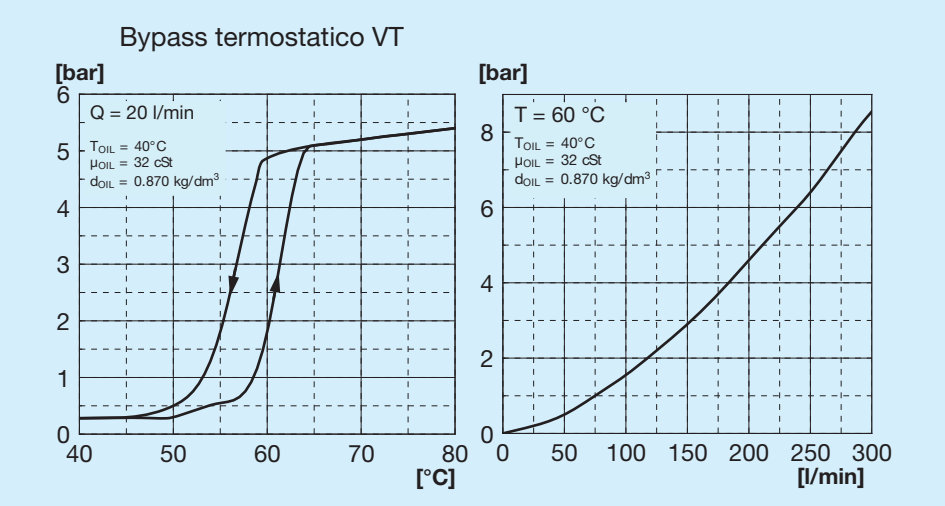

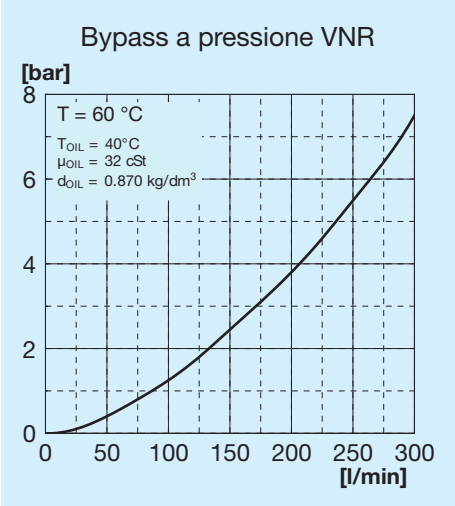

Valvole bypass

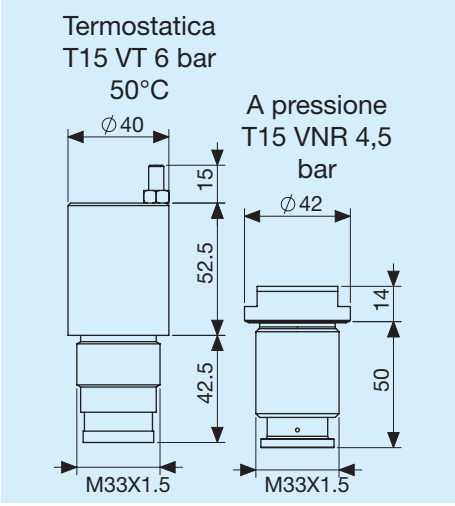

Legenda

A86	Tipo di scambiatore
1E	1 Elettroventola
A	Aspirante
S	Soffiante
230V B14	Tensione elettroventola
400V B14	Tensione elettroventola
T15 VT	Valvola bypass termostatica 6 bar 50°C
T15 VNR	Valvola bypass a pressione 4,5 bar

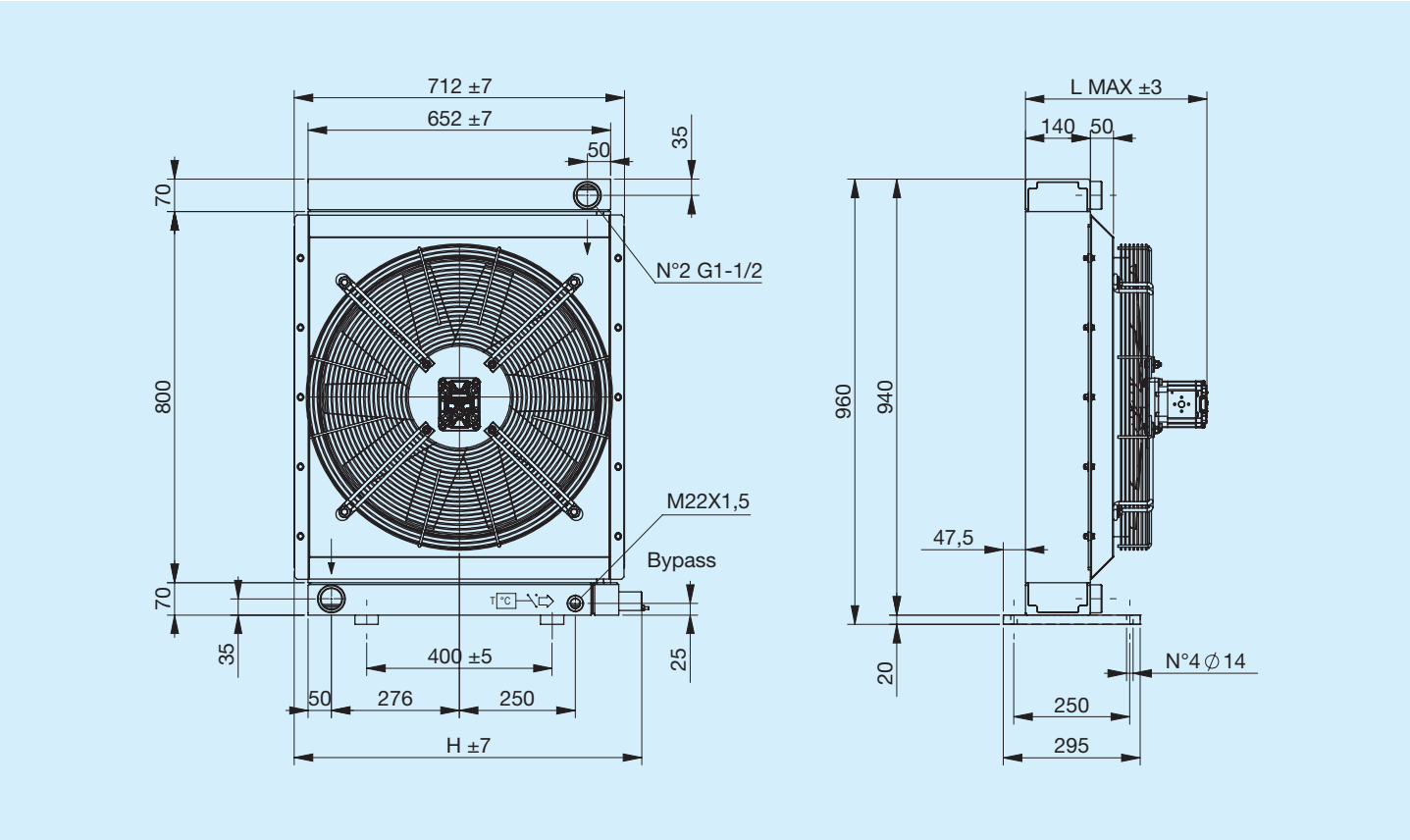

Codice	Descrizione	Ø Ventola	Cilindrata motore	L Max	H	Massa	Capacità
		mm	**cm3/h**	**mm**	**mm**	**Kg**	**l**
FR634263103	**A86 IA PRED. GR2 bypass T15 V.T. 6 bar 50°C**	580	_	330	752	58	28
FR634263104	**A86 IS PRED. GR2 bypass T15 V.T. 6 bar 50°C**	580	_	330	752	58	28
FR634261003	**A86 IA PRED. GR2 bypass T15 VNR 4.5 bar**	580	_	330	714	58	28
FR634261004	**A86 IS PRED. GR2 bypass T15 VNR 4.5 bar**	580	_	330	714	58	28
FR634263113	**A86 IA MOT.IDR. GR2 bypass T15 V.T. 6 bar 50°C**	580	11	390	752	59	28
FR634263114	**A86 IS MOT.IDR. GR2 bypass T15 V.T. 6 bar 50°C**	580	11	390	752	59	28
FR634261013	**A86 IA MOT.IDR. GR2 bypass T15 VNR 4.5 bar**	580	11	390	714	59	28
FR634261014	**A86 IS MOT.IDR. GR2 bypass T15 VNR 4.5 bar**	580	11	390	714	59	28
FR634260003	**A86 IA PRED. GR2**	580	_	330	710	58	28
FR634260004	**A86 IS PRED. GR2**	580	_	330	710	58	28
FR634260013	**A86 IA MOT.IDR. GR2**	580	11	390	710	59	28
FR634260014	**A86 IS MOT.IDR. GR2**	580	11	390	710	59	28

Potenza termica

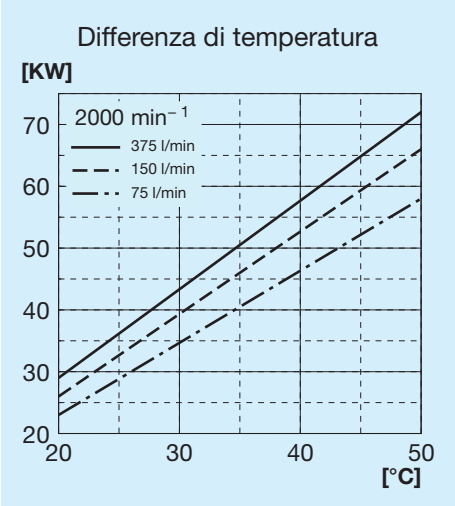

Perdita di carico passaggio radiatore

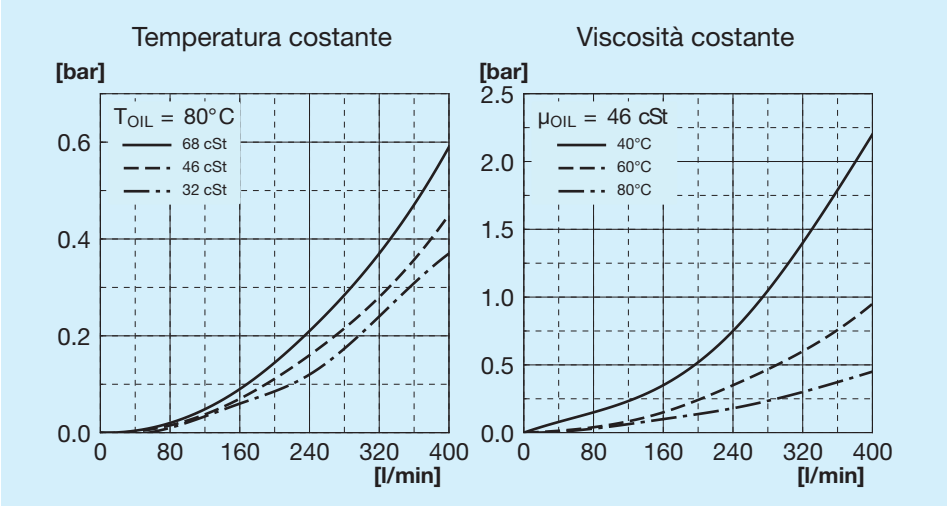

Perdita di carico passaggio bypass

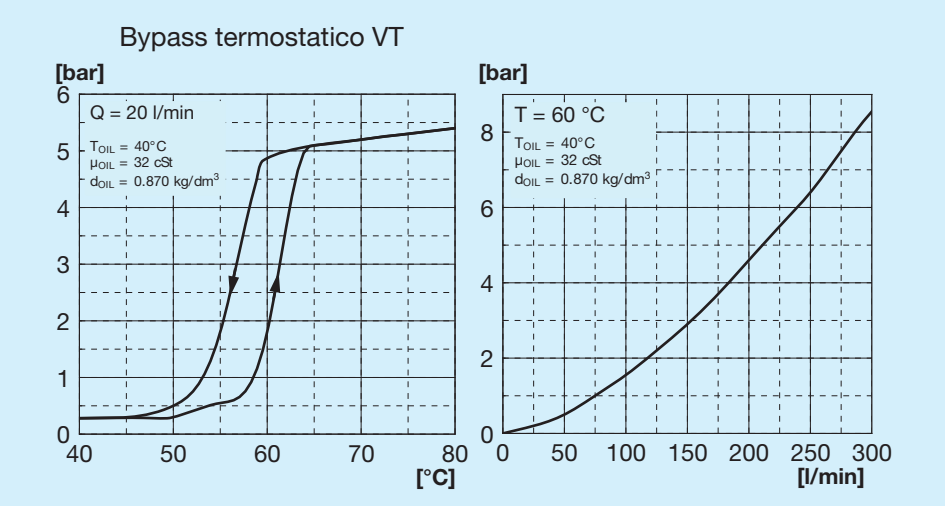

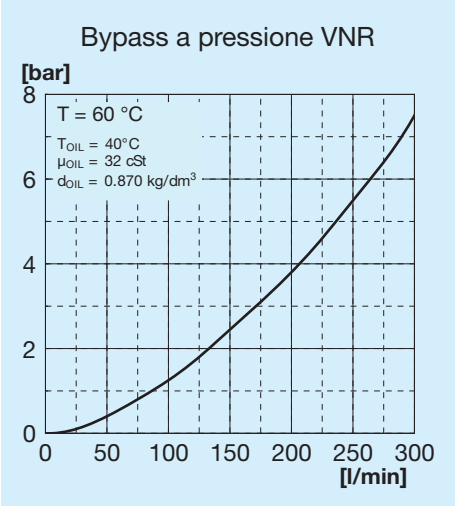

Valvole bypass

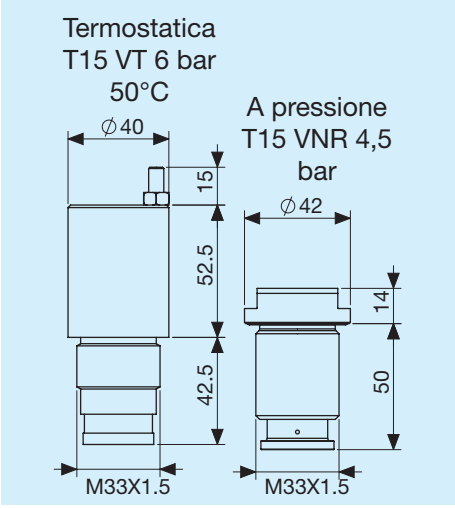

Legenda

A86	Tipo di scambiatore
IA	Idraulico Aspirante
IS	Idraulico Soffiante
PRED.	Con supporto motore
MOT. IDR.	Con motore a supporto integrato
GR1	Gruppo 1
GR2	Gruppo 2
T15 VT	Valvola bypass termostatica 6 bar 50°C
T15 VNR	Valvola bypass a pressione 4,5 bar

Termostati

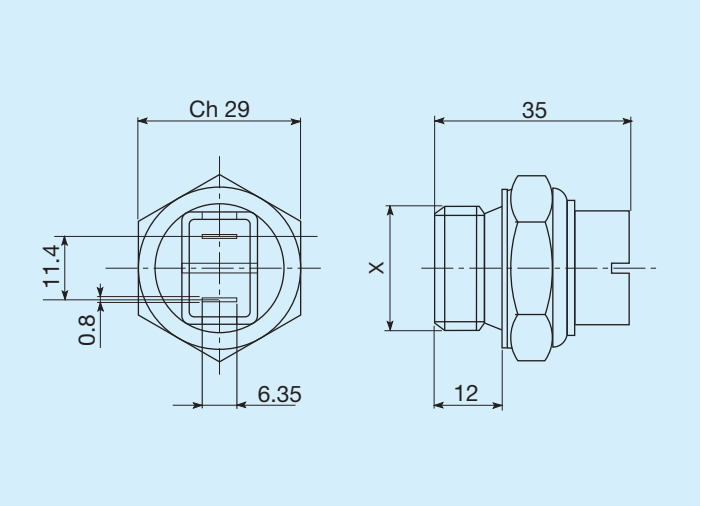

Temperature di intervento C°	Filettatura	Codice
45 - 35	M22 x 1,5	FR361104535R
60 - 50	M22 x 1,5	FR361106050R
80 - 70	M22 x 1,5	FR361108070R
82 - 68	M22 x 1,5	FR361108268R
85 - 76	M22 x 1,5	FR361108576R

Termostati protetti IP54

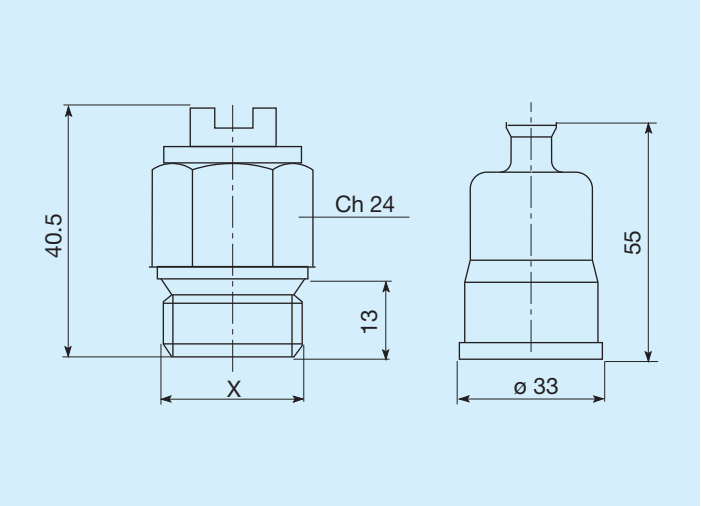

Temperature di intervento C°	Filettatura	Codice
45 - 35	M22 x 1,5	FR361124535R
50 - 40	M22 x 1,5	FR361125040R
60 - 50	M22 x 1,5	FR361126050R
70 - 60	M22 x 1,5	FR361127060R
80 -70	M22 x 1,5	FR361128070R

Termostati protetti IP65

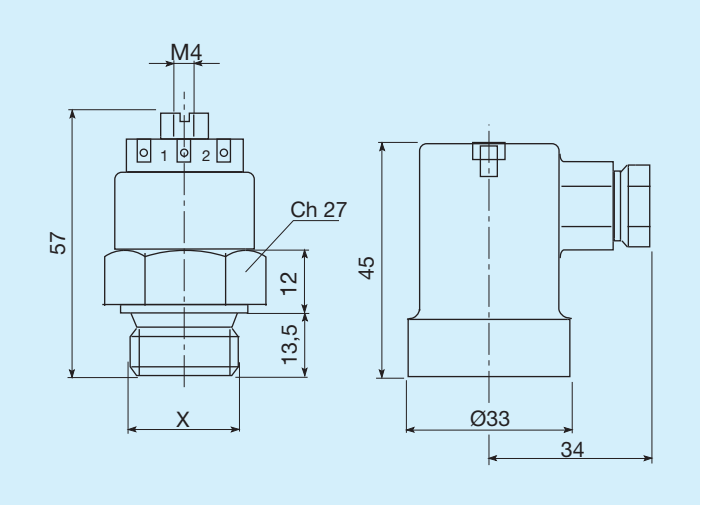

Temperature di intervento C°	Filettatura	Codice
45 - 35	M22 x 1,5	FR361154535R
47 - 36	M22 x 1,5	FR361155040R
60 - 50	M22 x 1,5	FR361176050R
80 - 70	M22 x 1,5	FR361158070R